

[54] TOWEL WARMING CABINET

4,677,764 7/1987 Cerny 34/202
4,684,787 8/1987 Bunting 219/521

[76] Inventor: Robert J. Gibson, Ten Piedmont
Center, Suite 302, Atlanta, Ga. 30305

FOREIGN PATENT DOCUMENTS

386456 1/1933 United Kingdom 34/201

[**] Term: 14 Years

Primary Examiner—James M. Gandy
Assistant Examiner—Lisa Lichtenstein
Attorney, Agent, or Firm—Jones, Askew & Lunsford

[21] Appl. No.: 903,087

[22] Filed: Sep. 2, 1986

[52] U.S. Cl. D23/314

[57] CLAIM

[58] Field of Search D23/336, 317, 332, 335,
D23/342, 314; 34/239, 201, 202; 219/342, 385,
386, 366, 520, 521

The ornamental design for a towel warming cabinet, as shown.

DESCRIPTION

[56] References Cited

U.S. PATENT DOCUMENTS

- 2,179,256 11/1939 Gill .
- 3,449,838 6/1969 Chancellor, Jr. .
- 4,084,080 4/1978 McMahan 219/521
- 4,094,076 6/1978 Baslow .
- 4,117,309 9/1978 Cayley 34/202
- 4,195,416 4/1980 Hall .

FIG. 1 is a perspective view of a towel warming cabinet showing my new design;
FIG. 2 is a front elevation view thereof;
FIG. 3 is a top plan view thereof;
FIG. 4 is a left side elevation view thereof;
FIG. 5 is a rear elevation view thereof;
FIG. 6 is a right side elevation view thereof; and
FIG. 7 is a bottom plan view thereof.

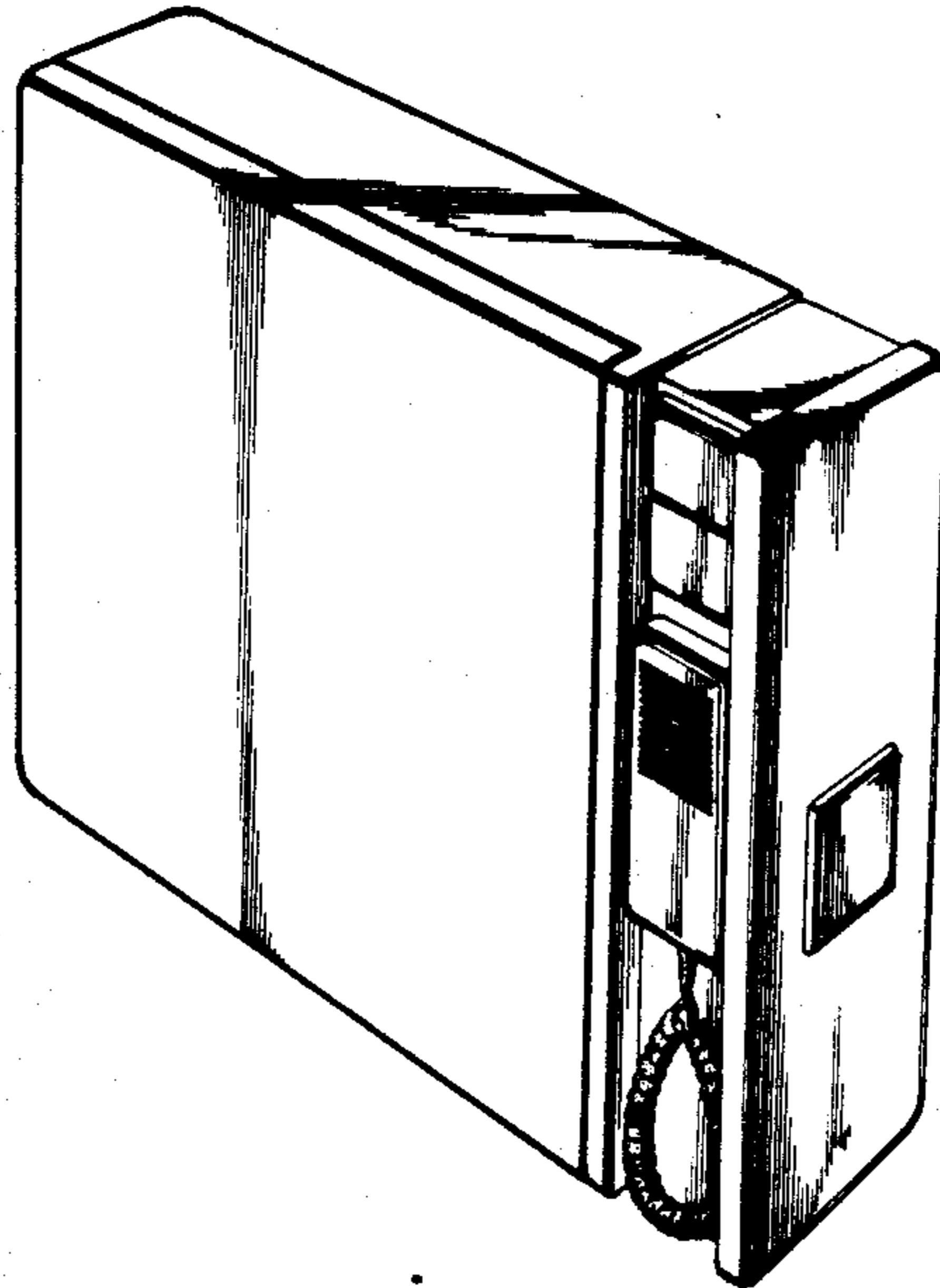
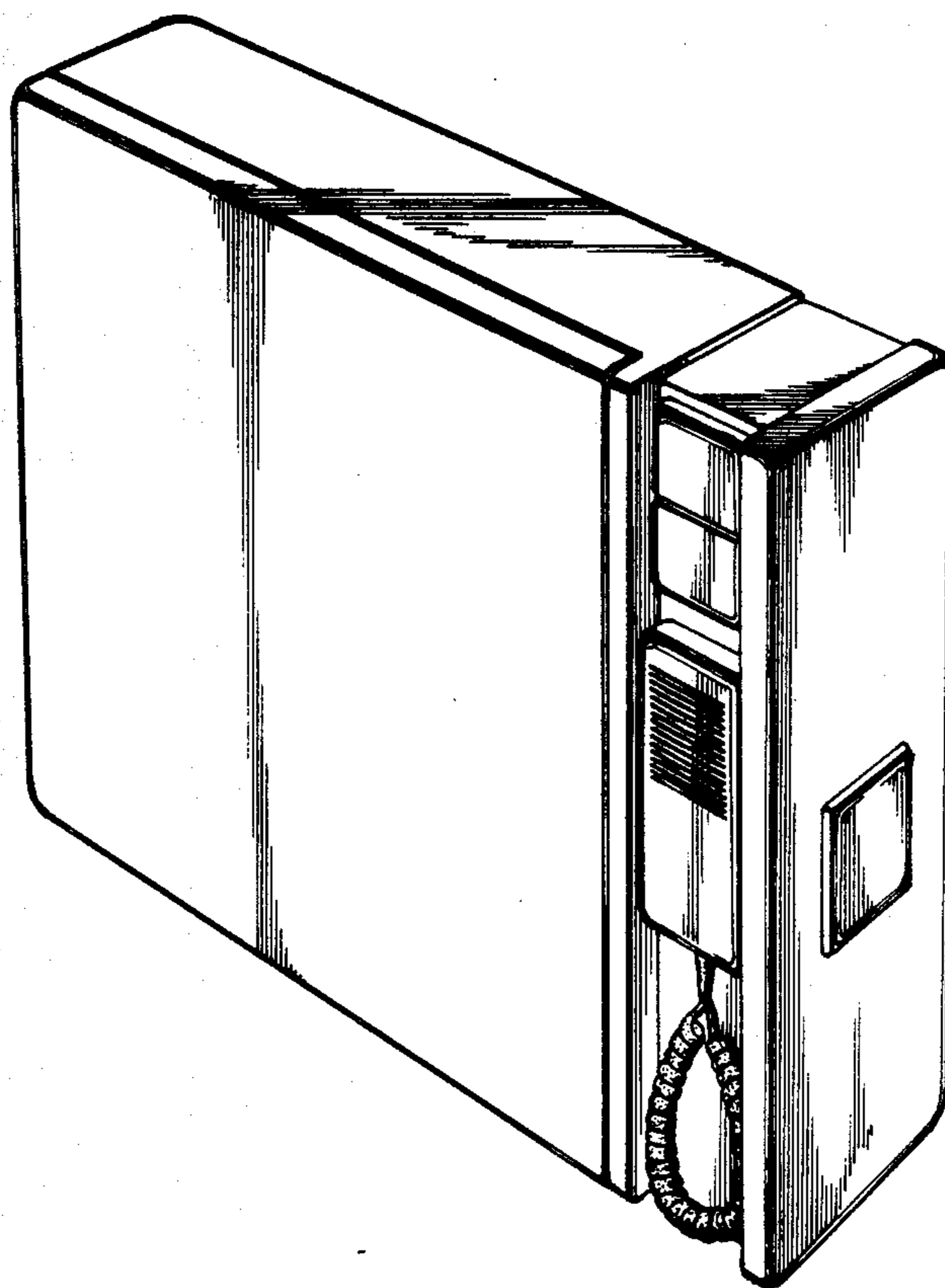


FIG 1






FIG 3




FIG 4




FIG 2

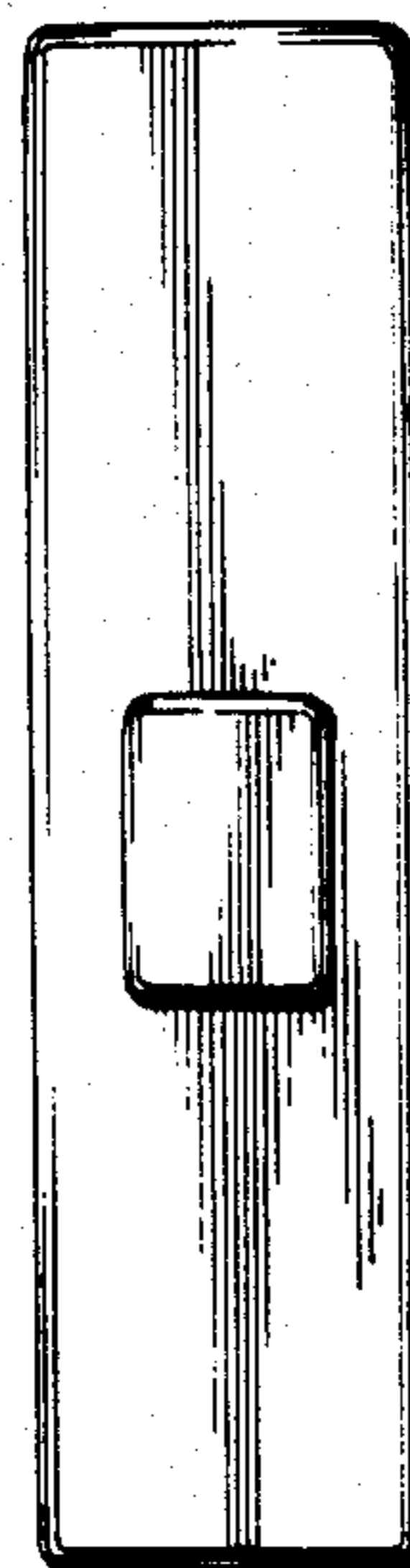


FIG 6




FIG 5



FIG 7