

[54] VASE

[75] Inventor: Donald E. Weder, Highland, Ill.

[73] Assignee: Highland Supply Corporation, Highland, Ill.

[*] Notice: The portion of the term of this patent subsequent to Jul. 11, 2003 has been disclaimed.

[**] Term: 14 Years

[21] Appl. No.: 6,577

[22] Filed: Jan. 22, 1987

[52] U.S. Cl. D11/155

[58] Field of Search D11/143, 152-155; D9/305; D7/6, 13, 23; 206/423; 47/41, 41 SS, 66, 72; 428/35, 542.6; 150/52 R; 229/3.5 MF, 4.5, 87 P, 1.5 B; 383/104

[56] References Cited

U.S. PATENT DOCUMENTS

D. 287,950	1/1987	Weder et al.	D11/143
1,446,563	2/1923	Hughes .	
1,810,806	6/1931	Wilson	229/1.5 B
1,868,853	7/1932	Sievers .	
1,924,926	8/1933	Gray	65/53
2,039,986	5/1936	Gardner	206/423
2,070,747	2/1937	Orstrom	383/104
2,302,259	11/1942	Rothfuss .	
3,271,922	9/1966	Wallerstein et al. .	

3,488,022	1/1970	Vittori	248/152
3,748,781	7/1973	Erling	206/423
4,413,725	11/1983	Bruno et al.	206/45.33
4,508,223	4/1985	Catrambone	206/423

FOREIGN PATENT DOCUMENTS

0560532	4/1975	Switzerland	206/423
---------	--------	-------------------	---------

OTHER PUBLICATIONS

Gifts & Decorative Accessories; 7/1984; p. 274; Le Plant Sac.

Speed Cover brochure showing Speed Cover Conformed to the Shape of a Vase-Ex. A. ©1983.

Primary Examiner—B. J. Bullock

Attorney, Agent, or Firm—Dunlap, Coddling, Peterson & Lee

[57] CLAIM

The ornamental design for a vase, as shown and described.

DESCRIPTION

FIG. 1 is a top plan view of the vase showing my new design.

FIG. 2 is a front elevational view thereof.

FIG. 3 is a rear elevational view thereof.

FIG. 4 is a right side elevational view thereof.

FIG. 5 is a left side elevational view thereof.

FIG. 6 is a bottom plan view thereof.

The vase has no substantial thickness.

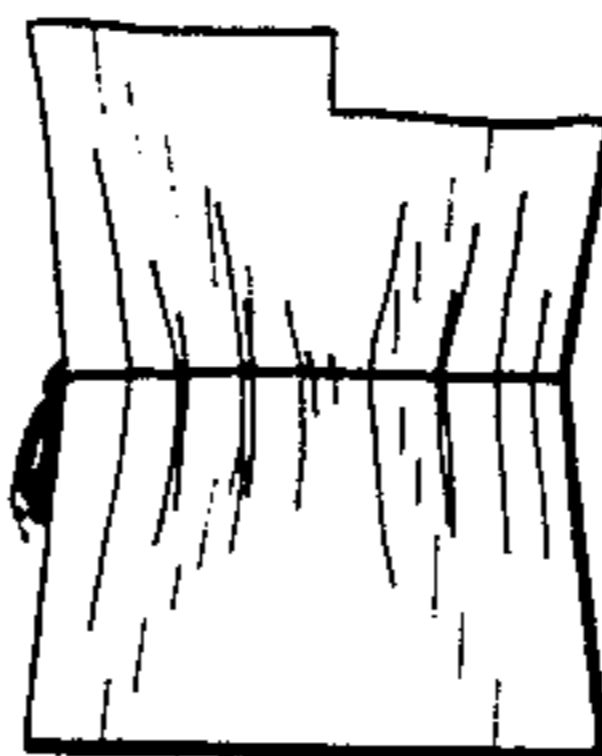
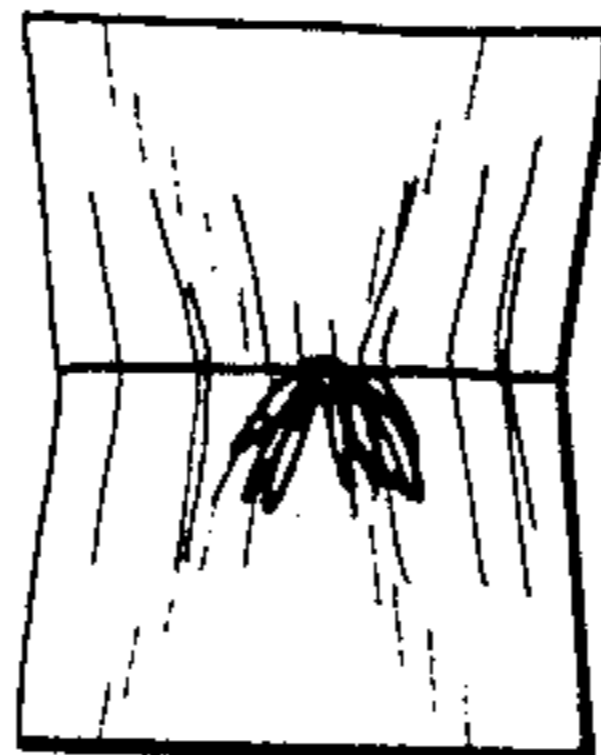




FIG. 1

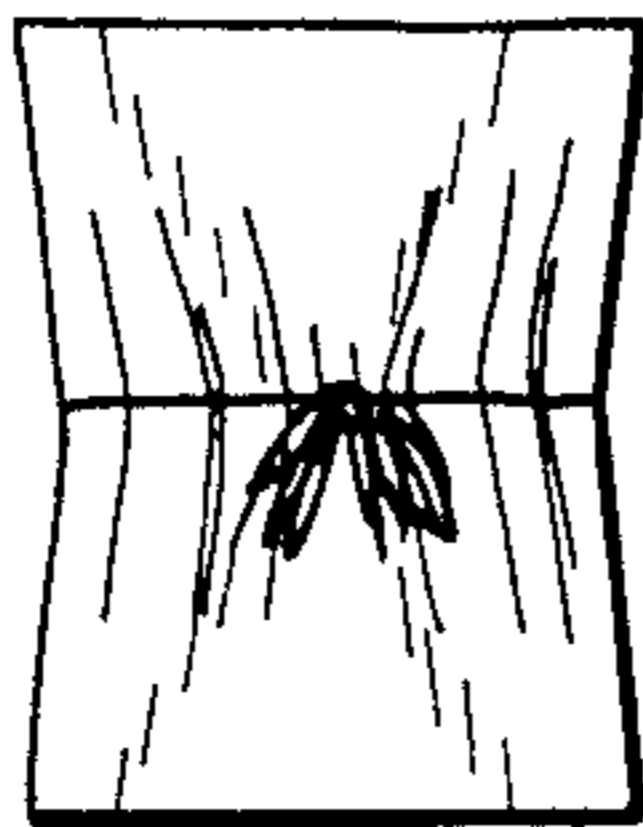


FIG. 2

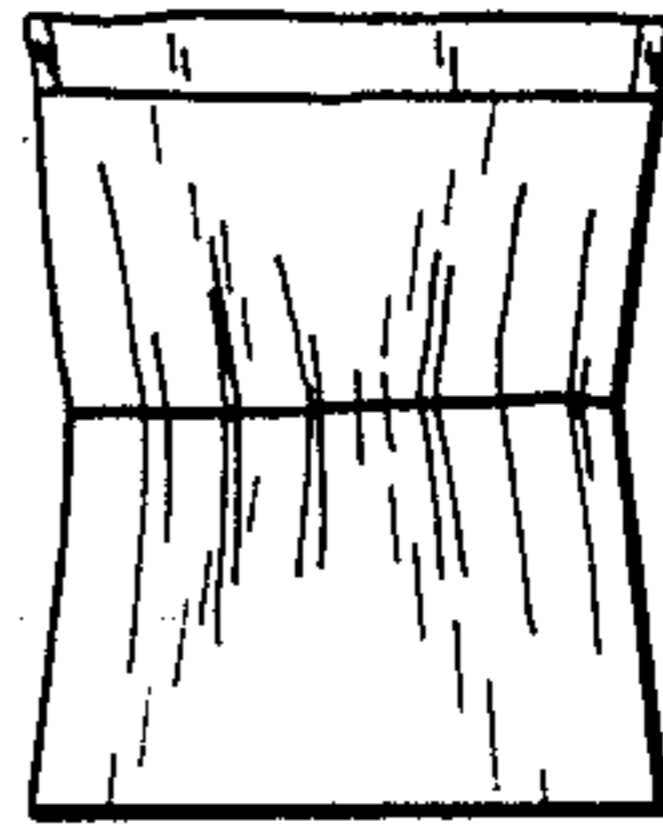


FIG. 3

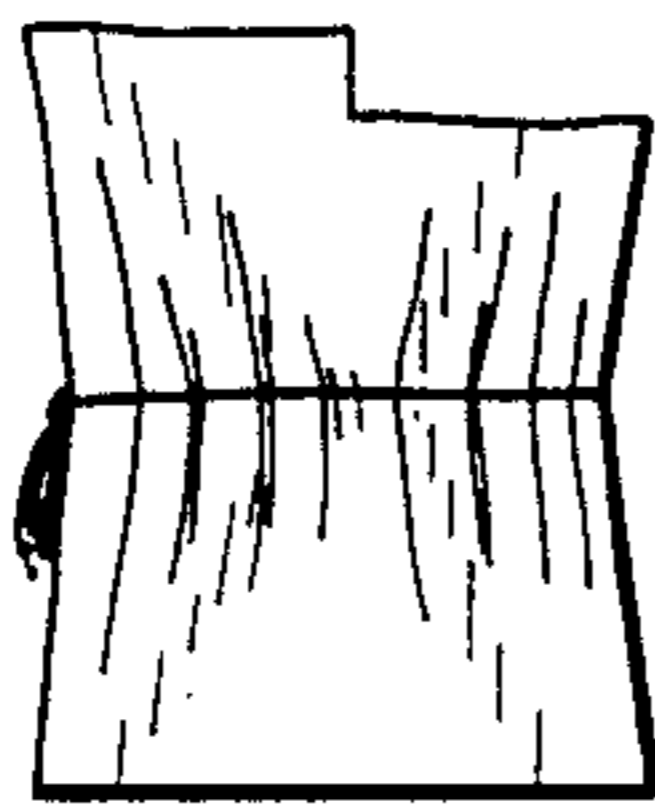


FIG. 4

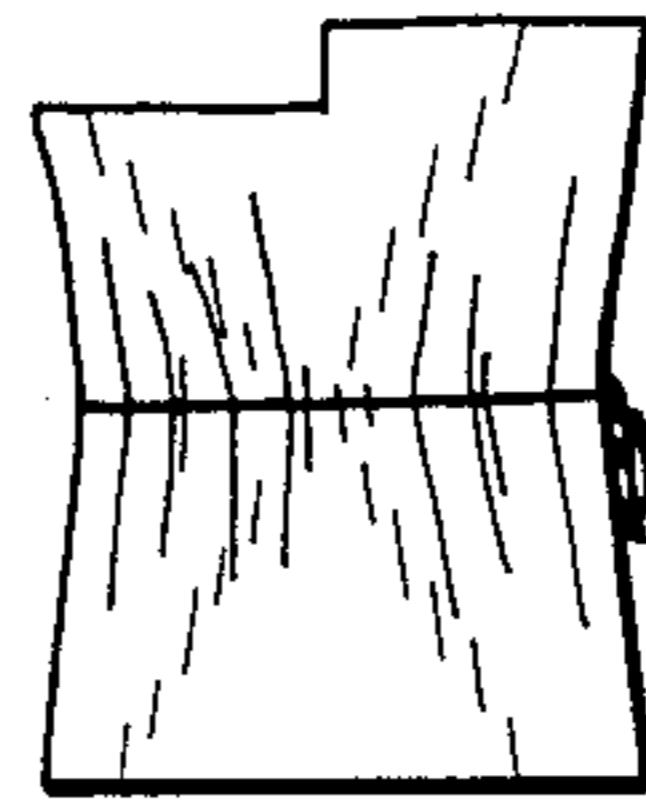


FIG. 5




FIG. 6