

[54] DISPENSER CLOSURE

[75] Inventor: Joseph G. Banasiak, Sayreville, N.J.

[73] Assignee: Boyle-Midway Household Products, Inc., New York, N.Y.

[**] Term: 14 Years

[21] Appl. No.: 879,234

[22] Filed: Jun. 26, 1986

[52] U.S. Cl. D9/450; D9/454

[58] Field of Search D9/434, 435, 443, 449, D9/453, 454, 450, 452; 222/480; 215/234, 321; 220/253, 294, 360, 367

693,350 2/1902 Fletcher .
 2,072,432 3/1937 Solomon .
 2,281,620 5/1942 Rueger 220/253
 2,660,344 11/1953 Starner .
 3,231,155 1/1966 McConnell .
 3,718,239 2/1973 Cochran .
 4,084,728 4/1978 Stahl et al. .
 4,643,881 2/1987 Alexander et al. 220/253

Primary Examiner—B. J. Bullock
 Assistant Examiner—Dominic Simone
 Attorney, Agent, or Firm—Gary R. Molnar; Arthur E. Wilfond

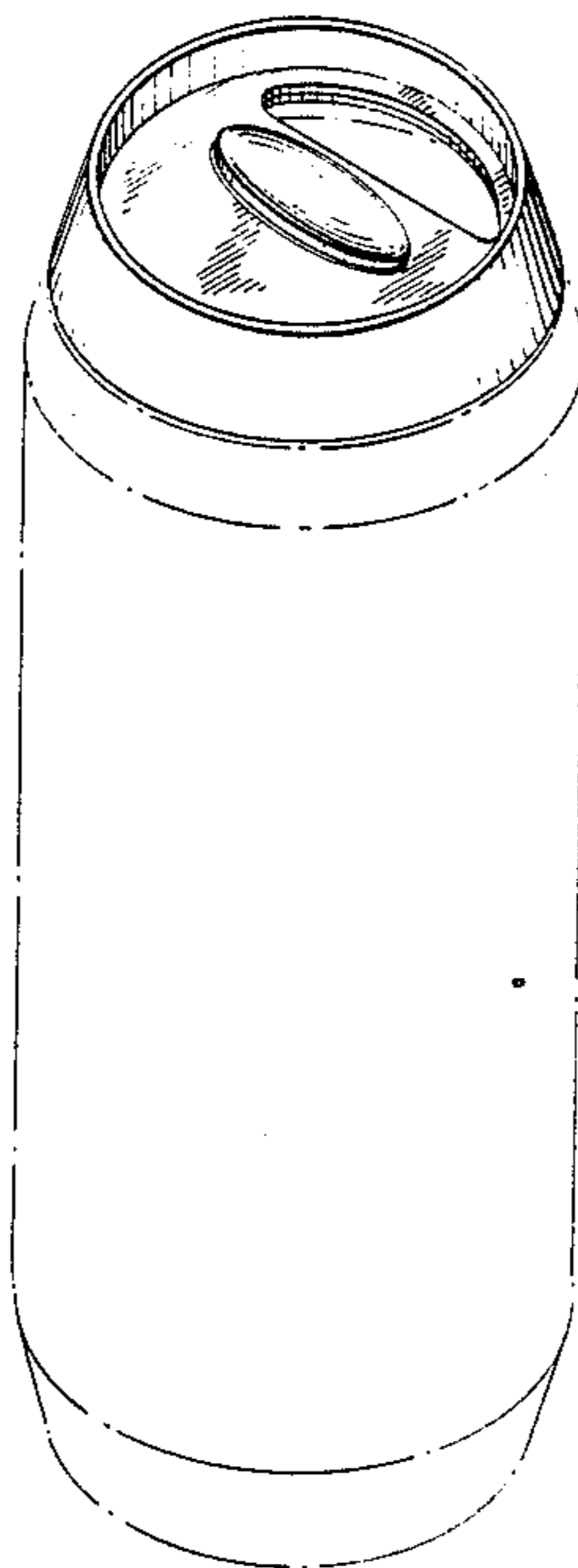
[56] **References Cited**
 U.S. PATENT DOCUMENTS

D. 209,788	1/1968	Cheladze et al.	D9/452
D. 268,650	4/1983	Kirstine	D9/450
D. 289,720	5/1987	Maher	D9/435
D. 291,536	8/1987	Crawford et al.	D9/449
D. 292,488	10/1987	Hoyt	D9/435
D. 299,010	12/1988	Wall	D9/435
649,178	5/1900	Richardson .	

[57] **CLAIM**
 The ornamental design for a dispenser closure, as shown.

DESCRIPTION

FIG. 1 is a top perspective view of a dispenser closure in open position showing my new design, the container shown in broken lines for illustrative purposes only; FIG. 2 is a side elevation thereof, the opposite side being identical; FIG. 3 is a top plan view thereof, in open position; FIG. 4 is a top plan view thereof, in closed position.



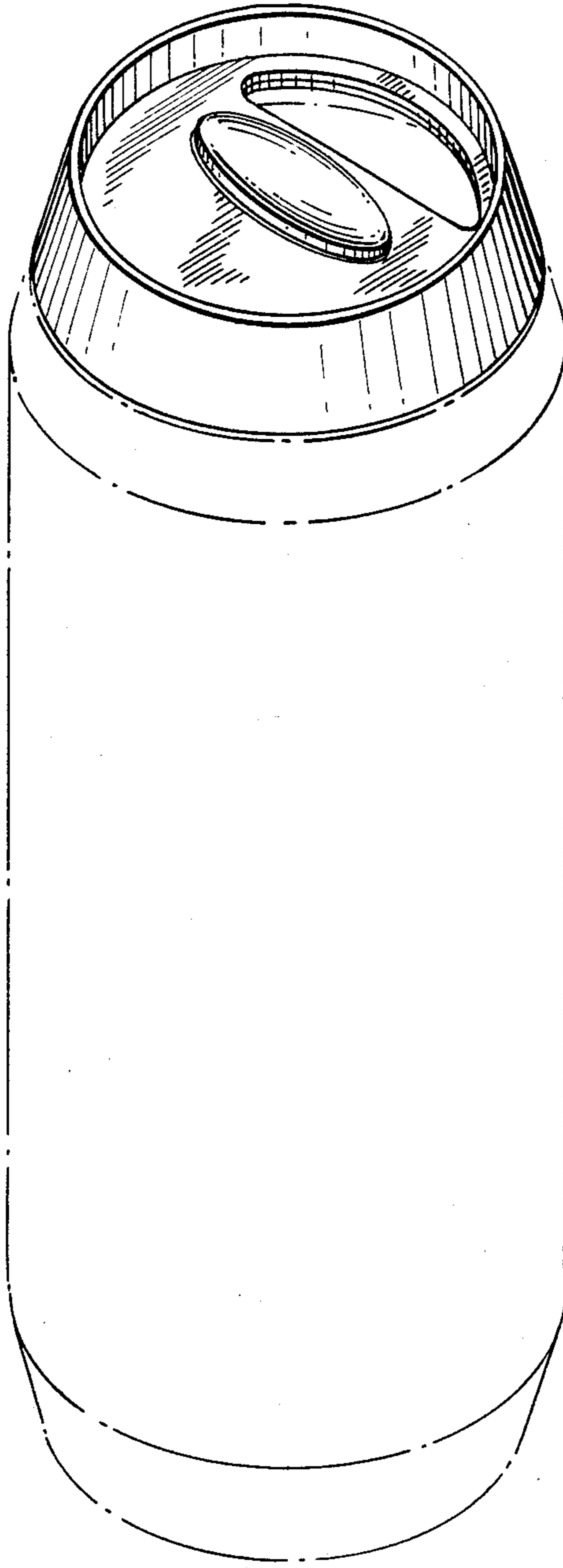


FIG. 1

FIG. 3

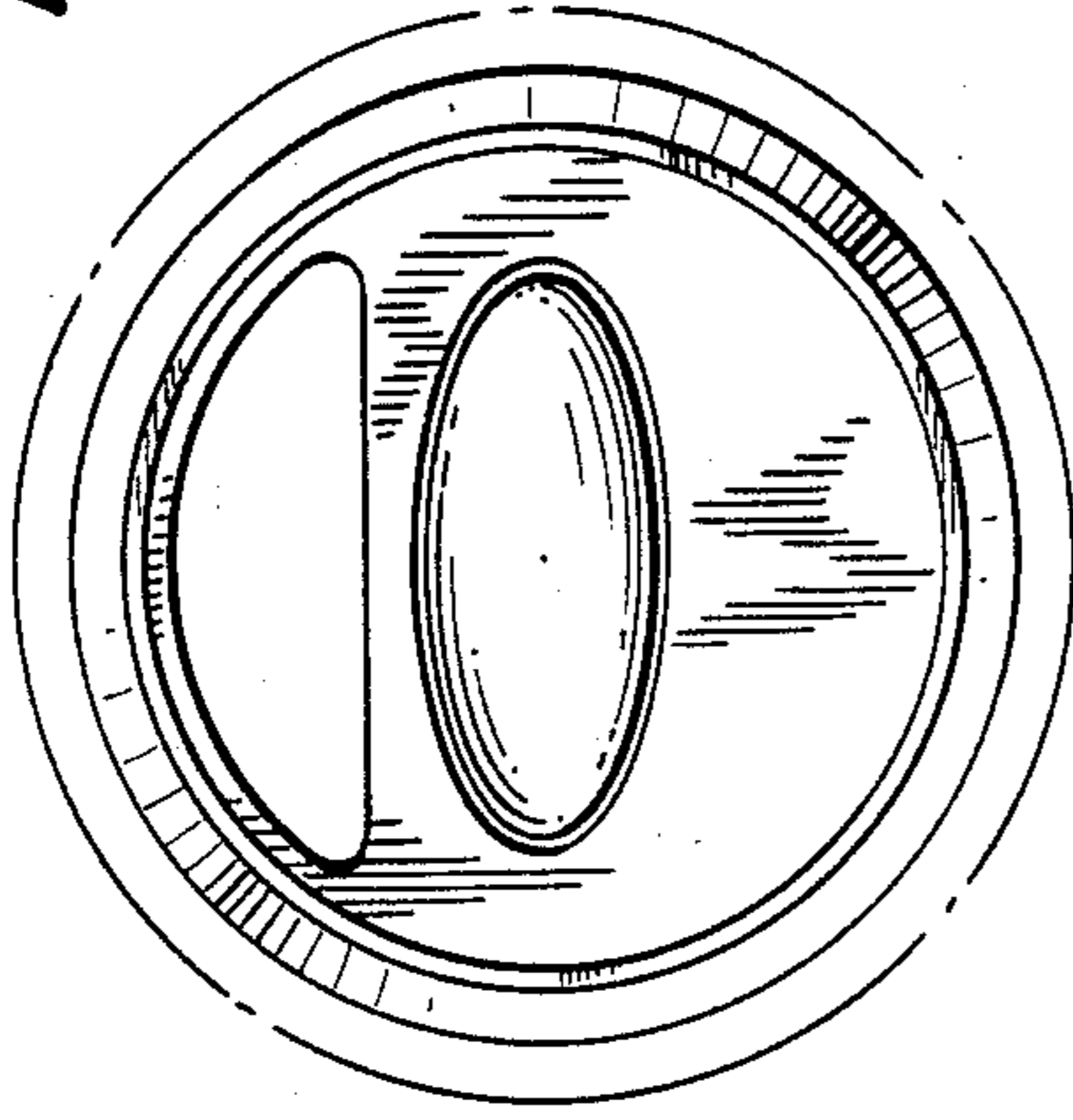


FIG. 4

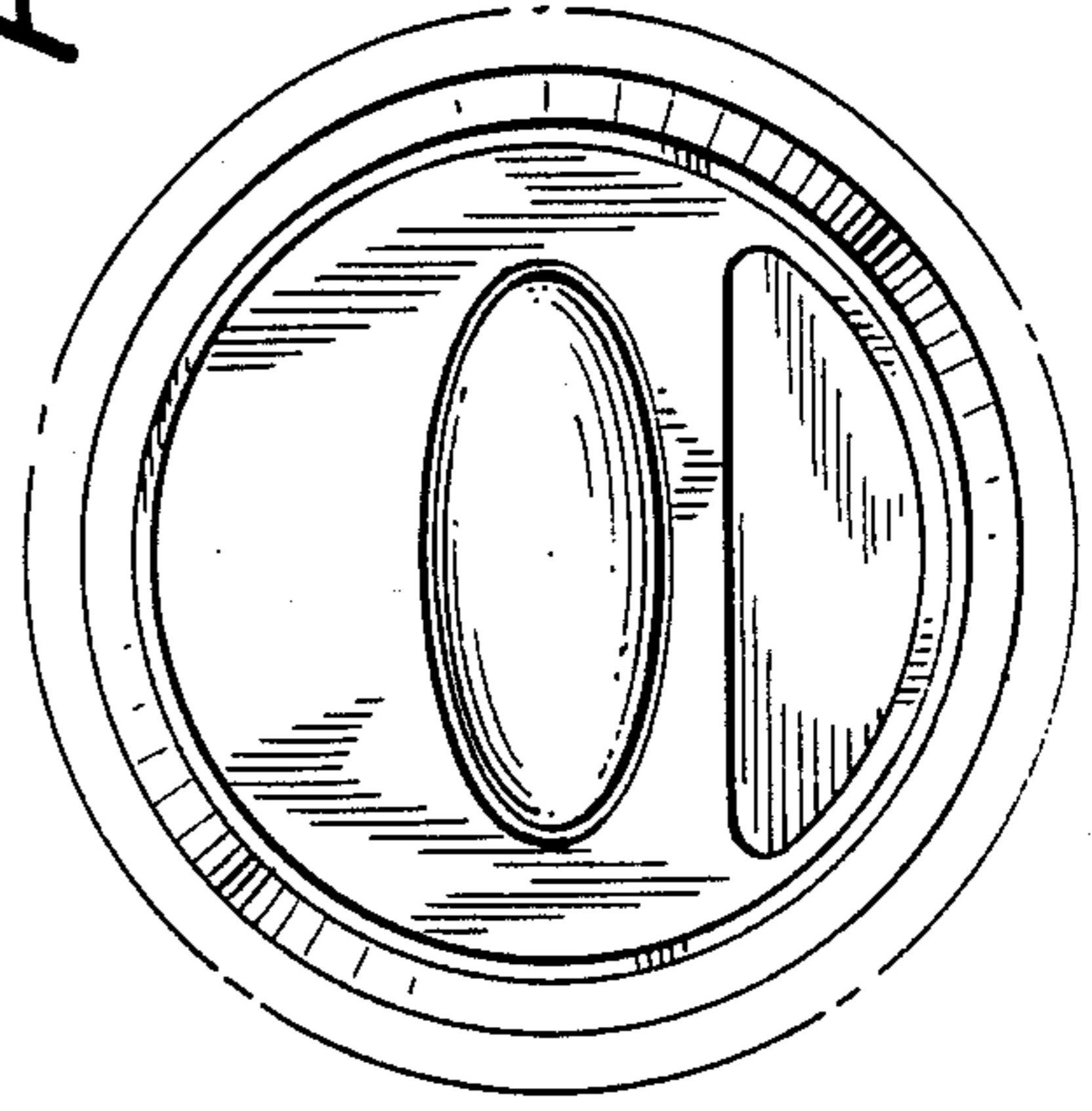


FIG. 2

