

[54] COMBINED CHISEL AND PICK TOOL HEAD

[76] Inventor: Ron Zabarte, 70 Alberta Terr., Walnut Creek, Calif. 94596

[\*\*] Term: 14 Years

[21] Appl. No.: 104,488

[22] Filed: Oct. 5, 1987

[52] U.S. Cl. .... D8/105; D8/47; D8/76

[58] Field of Search ..... D8/75-81, D8/105, 20; D7/106; 7/143-145; 30/308, 308.1, 308.2, 308.3; 81/19-27; 254/26 R, 26 E, 27

[56] References Cited

U.S. PATENT DOCUMENTS

D. 256,322	8/1980	Zabarte .....	D8/76
895,370	8/1908	Hendershot et al. ....	30/308.3
3,712,659	1/1973	Kneissl .....	30/308.1
4,669,342	6/1987	Wilson .....	81/489

OTHER PUBLICATIONS

Hammacher-Schlemmer Hardware, Tools & Supplies Catalog, p. 586, two, top left tool heads/Des. Library. Nupla Manufacturing Co. advertising brochure, item marked #4.


Primary Examiner—Bruce W. Dunkins  
Assistant Examiner—Clare E. Heflin  
Attorney, Agent, or Firm—Harris Zimmerman

[57] CLAIM

The ornamental design for a combined chisel and pick tool head, as shown and described.

DESCRIPTION

FIG. 1 is a reduced perspective view of a combined chisel and pick tool head showing my new design; FIG. 2 is a top plan view thereof; FIG. 3 is a side elevational view thereof; FIG. 4 is a bottom plan view thereof; FIG. 5 is a one end elevational view thereof; FIG. 6 is the other end elevational view thereof; FIG. 7 is a cross-sectional view thereof taken along line 7-7 of FIG. 3; FIG. 8 is a cross-sectional view thereof taken along line 8-8 of FIG. 3. The broken line showing of a tool handle in FIG. 1 is for illustrative purposes only and forms no part of the claimed design.






FIG - 2

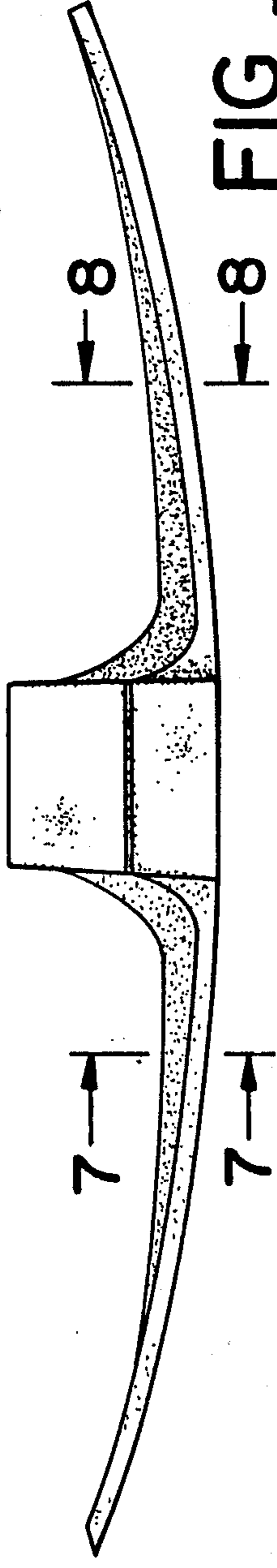


FIG - 3




FIG - 4

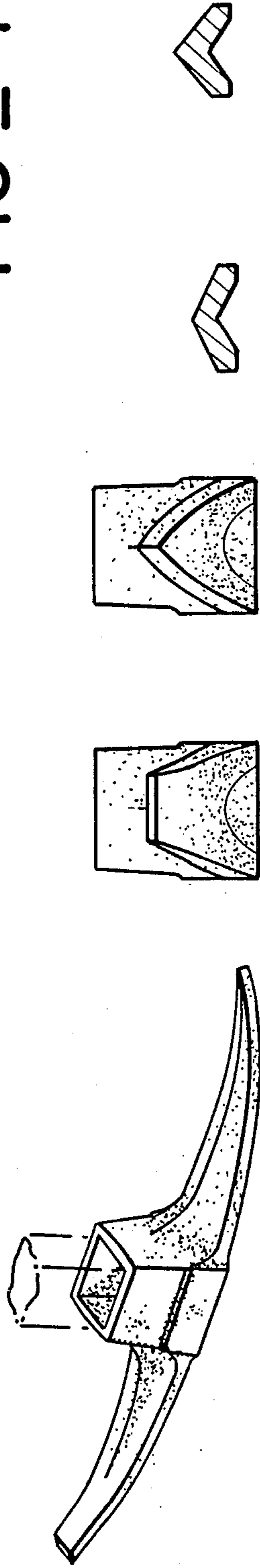


FIG - 1

FIG - 5

FIG - 6

FIG - 7

FIG - 8