

[54] **OINTMENT APPLICATOR**

[76] **Inventor: Randy J. Philippi, 820 Scott Blvd.,  
Santa Clara, Calif. 95051**

[\*\*] **Term: 14 Years**

[21] **Appl. No.: 3,086**

[22] **Filed: Jan. 14, 1987**

[52] **U.S. Cl. .... D28/7; D24/34;  
D24/63**

[58] **Field of Search ..... D24/63; D28/7; 604/307,  
604/308, 309, 289, 290, 294, 890.1; 132/317,  
318; 128/155, 156, 67**

[56] **References Cited**

**U.S. PATENT DOCUMENTS**

D. 186,157	9/1959	Whamond .....	D24/63 X
D. 272,661	2/1984	Cutler .....	D24/63 X
4,036,230	7/1977	Adams .....	604/294
4,540,408	9/1985	Lloyd .....	604/289 X

4,619,654 10/1986 Abplanalp ..... 604/890.1

*Primary Examiner*—Wallace R. Burke  
*Assistant Examiner*—Stella M. Reid  
*Attorney, Agent, or Firm*—Douglas A. Chaikin

[57] **CLAIM**

The ornamental design for an ointment applicator, as shown and described above.

**DESCRIPTION**

FIG. 1 is a side elevational view of an ointment applicator, showing my new design with a transparent applicator end;

FIG. 2 is an end elevational view of the ointment applicator of FIG. 1.

FIG. 3 is an end elevational view of the ointment applicator of FIG. 1;

FIG. 4 is a side elevational view of a second embodiment of FIG. 1 wherein the applicator end is opaque and all other portions being the same as FIG. 1.

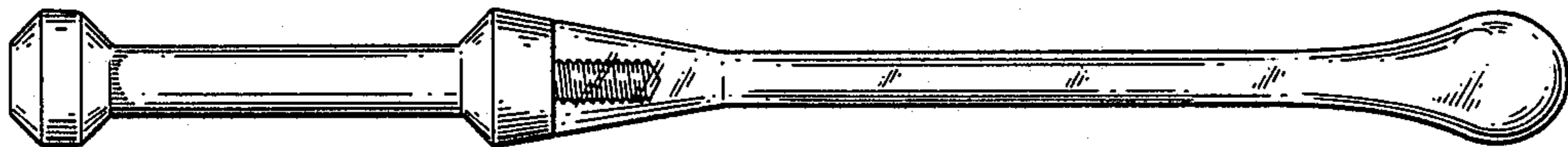


FIGURE 1

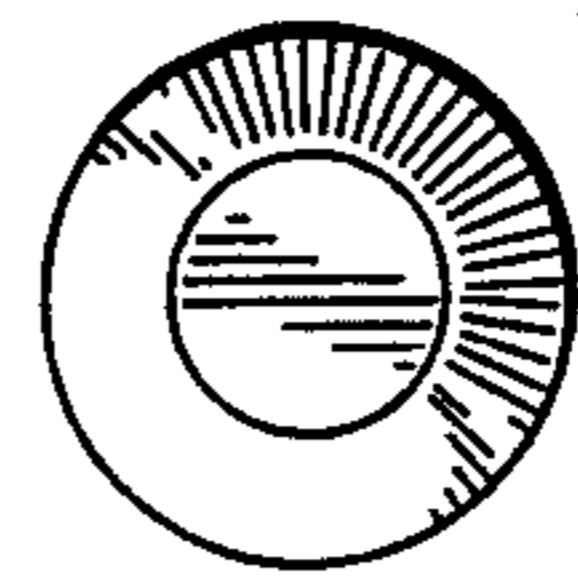
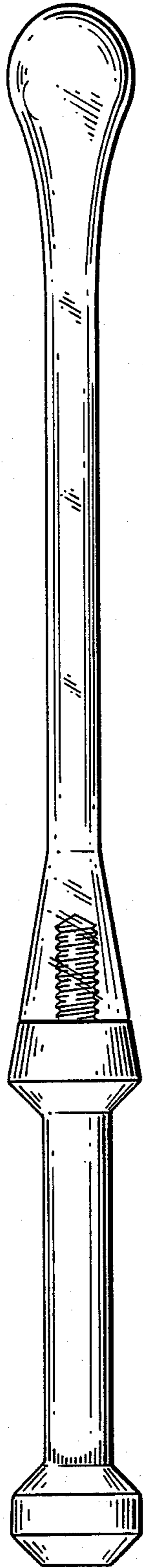


FIGURE 2

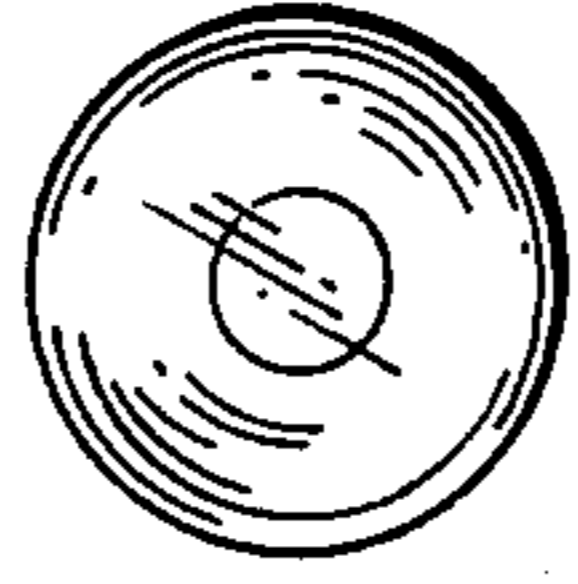


FIGURE 3

FIGURE 4

