

- [54] WORKING END OF A SURGICAL RASP
- [75] Inventor: Witek Chechelski, Campbell, Calif.
- [73] Assignee: Snowden-Pencer, Inc., Tucker, Ga.
- [\*\*] Term: 14 Years
- [21] Appl. No.: 891,335
- [22] Filed: Jul. 31, 1986
- [52] U.S. Cl. .... D24/28; D24/26
- [58] Field of Search ..... D24/26, 28, 30;  
128/305, 304, 303 R; 29/76.1, 78, 79, 80;  
D8/90; D28/59

- [56] **References Cited**
- U.S. PATENT DOCUMENTS**
- D. 282,205 1/1986 Davison et al. .... D24/26
- 667,726 2/1901 McDade ..... 128/304
- 2,738,568 3/1956 Civitelli ..... 29/80

- OTHER PUBLICATIONS**
- V. Mueller & Co., 1938 Catalog, Ear Instruments, item #A-3290 and #A-3280, p. 67.

Weck Catalog, 1982, p. 177.  
Storz Catalog, 1985, page number unknown.

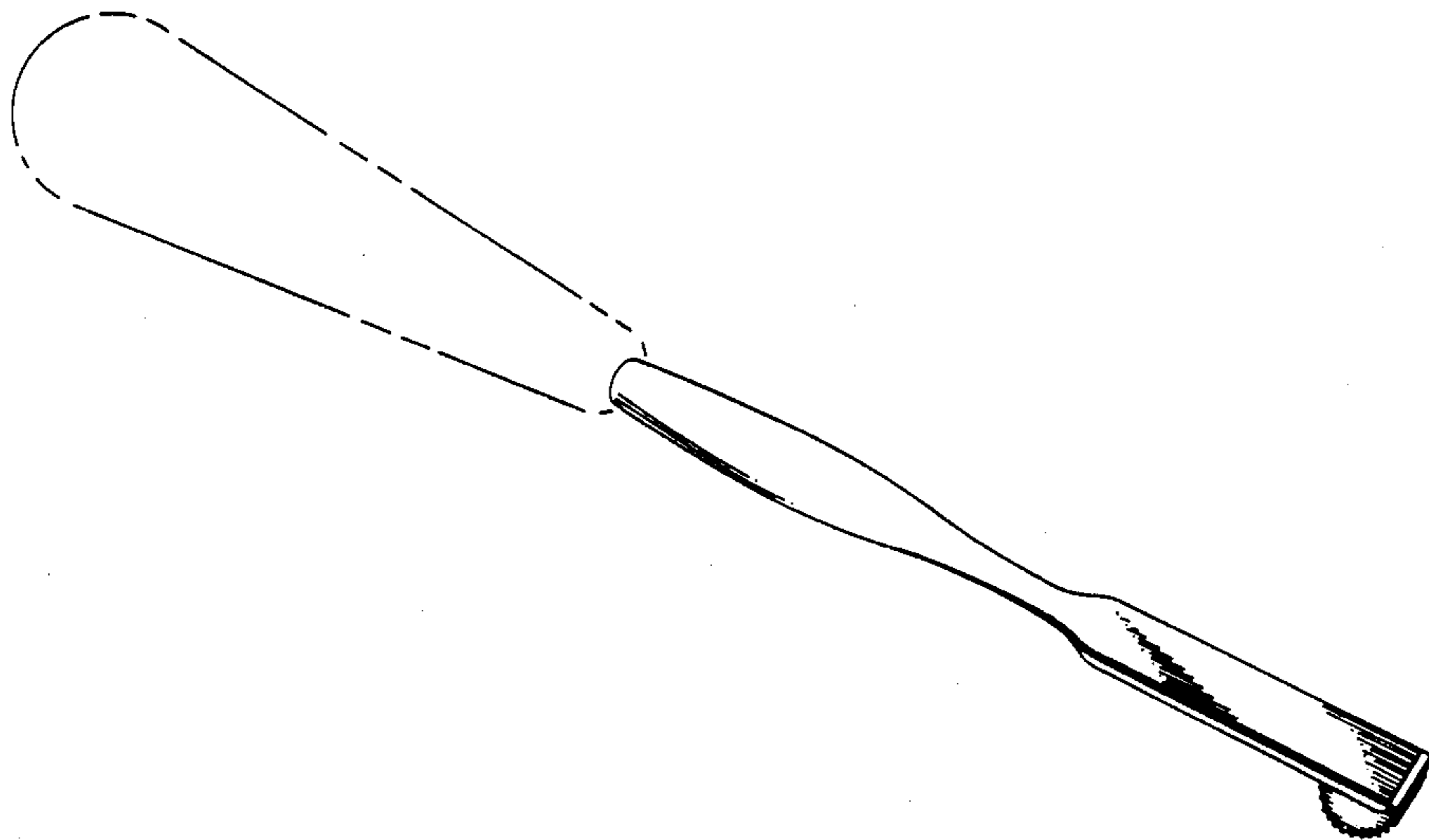
*Primary Examiner*—A. Hugo Word  
*Assistant Examiner*—Stella M. Reid  
*Attorney, Agent, or Firm*—Jones, Askew & Lunsford

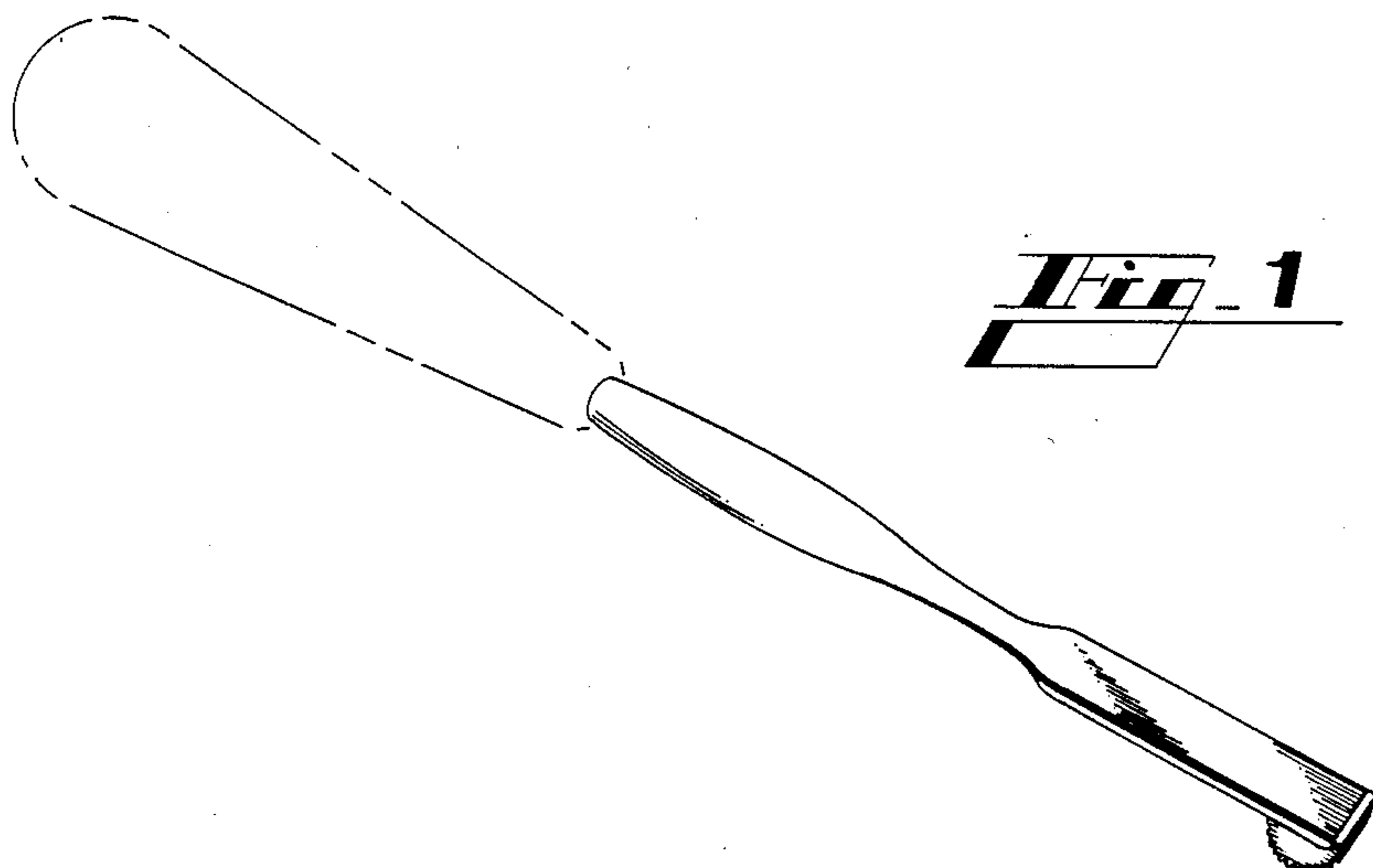
[57] CLAIM

The ornamental design for a working end of a surgical rasp, as shown and described.

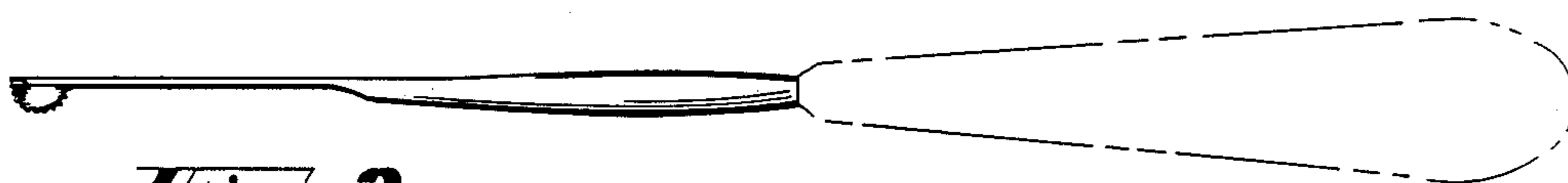
DESCRIPTION

FIG. 1 is a perspective view of a surgical rasp, showing my new design;  
FIG. 2 is a left side elevational view thereof;  
FIG. 3 is a right side elevational view thereof;  
FIG. 4 is a top plan view thereof;  
FIG. 5 is a bottom plan view thereof;  
FIG. 6 is an end elevational view thereof, looking from the rasp end; and  
FIG. 7 is an end elevational view thereof, looking from the handle end.  
The broken line showing of the handle portion of FIGS. 1-7 being for illustrative purposes only and forming no part of the claimed design.

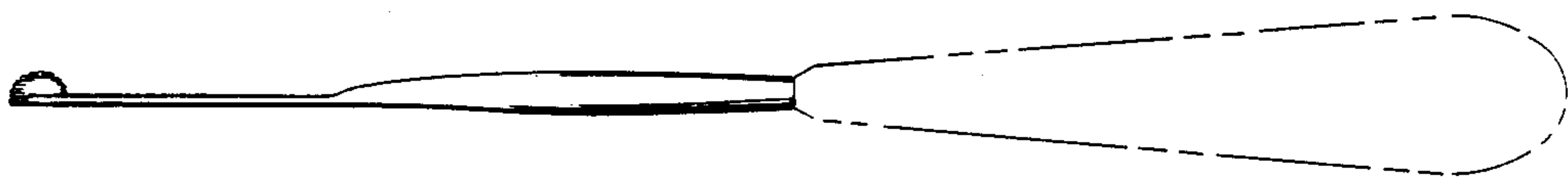




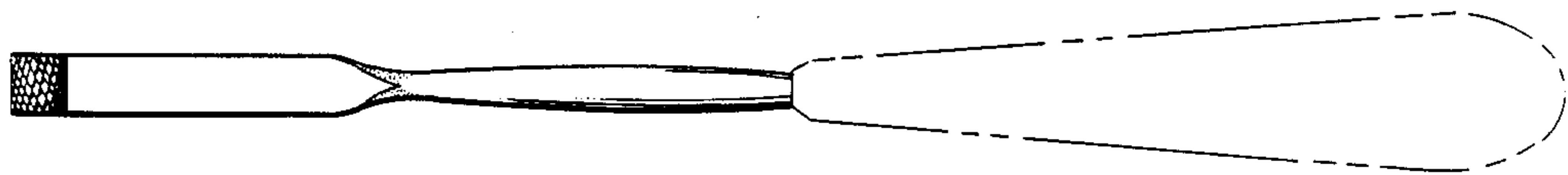
**Fig. 1**



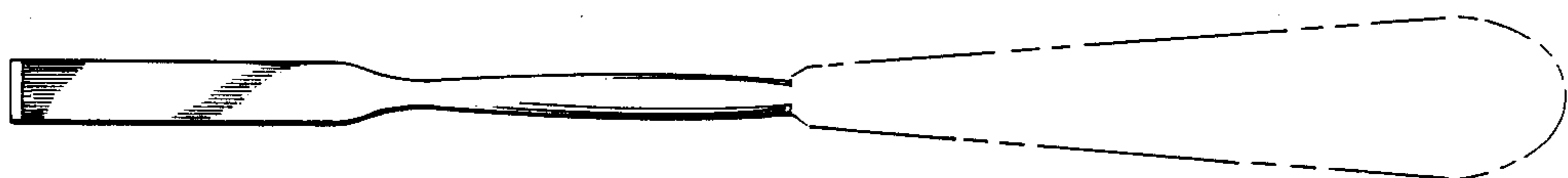
**Fig. 2**



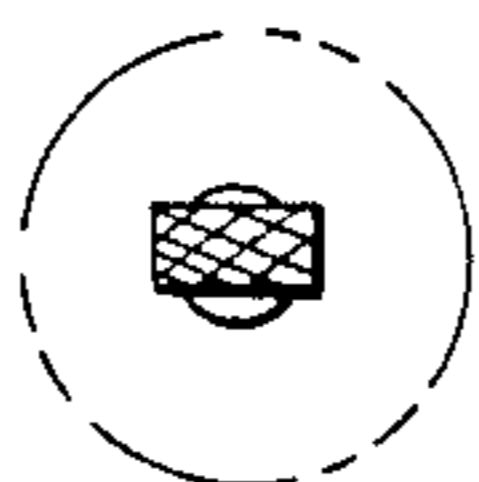
**Fig. 3**



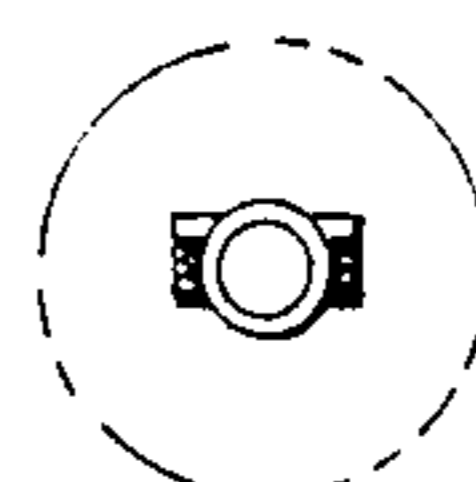
**Fig. 4**



**Fig. 5**



**Fig. 6**



**Fig. 7**