

[54] **SURGICAL RASP**

[75] **Inventor: Witek Chechelski, Campbell, Calif.**

[73] **Assignee: Snowden-Pencer, Inc., Tucker, Ga.**

[**] **Term: 14 Years**

[21] **Appl. No.: 891,329**

[22] **Filed: Jul. 31, 1986**

[52] **U.S. Cl. D24/28; D24/26**

[58] **Field of Search D24/26, 28, 30;
128/305, 304, 303 R; 29/76.1, 78, 79, 80;
D8/90; D28/59**

[56] **References Cited**

U.S. PATENT DOCUMENTS

D. 282,205 1/1986 Davison et al. D24/26
667,726 2/1901 McDade 128/304
2,738,568 3/1956 Civitelli 29/80

OTHER PUBLICATIONS

V. Mueuller & Co., 1983 Catalog, Ear Instruments, Items #A-3290 and #A-3280, p. 67.

Weck Catalog, 1982, p. 177.

Storz Catalog, 1985, page number unknown.

Primary Examiner—A. Hugo Word

Assistant Examiner—Stella M. Reid

Attorney, Agent, or Firm—Jones, Askew & Lunsford

[57] **CLAIM**

The ornamental design for a surgical rasp, as shown and described.

DESCRIPTION

FIG. 1 is a perspective view of a surgical rasp, showing my new design;

FIG. 2 is a left side elevational view thereof;

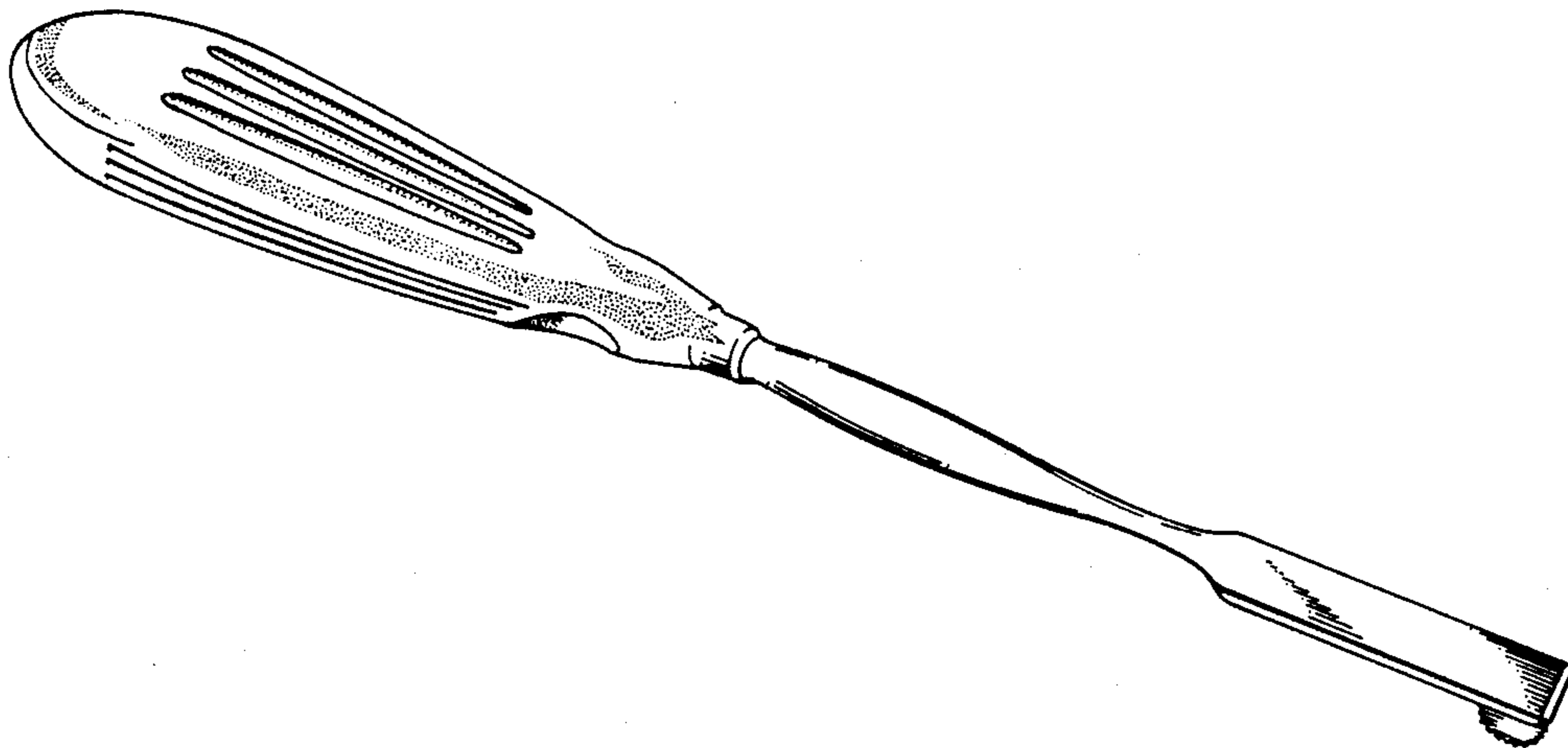
FIG. 3 is a right side elevational view thereof;

FIG. 4 is a top plan view thereof;

FIG. 5 is a bottom plan view thereof;

FIG. 6 is an end elevational view thereof, looking from the rasp end; and

FIG. 7 is an end elevational view thereof, looking from the handle end.



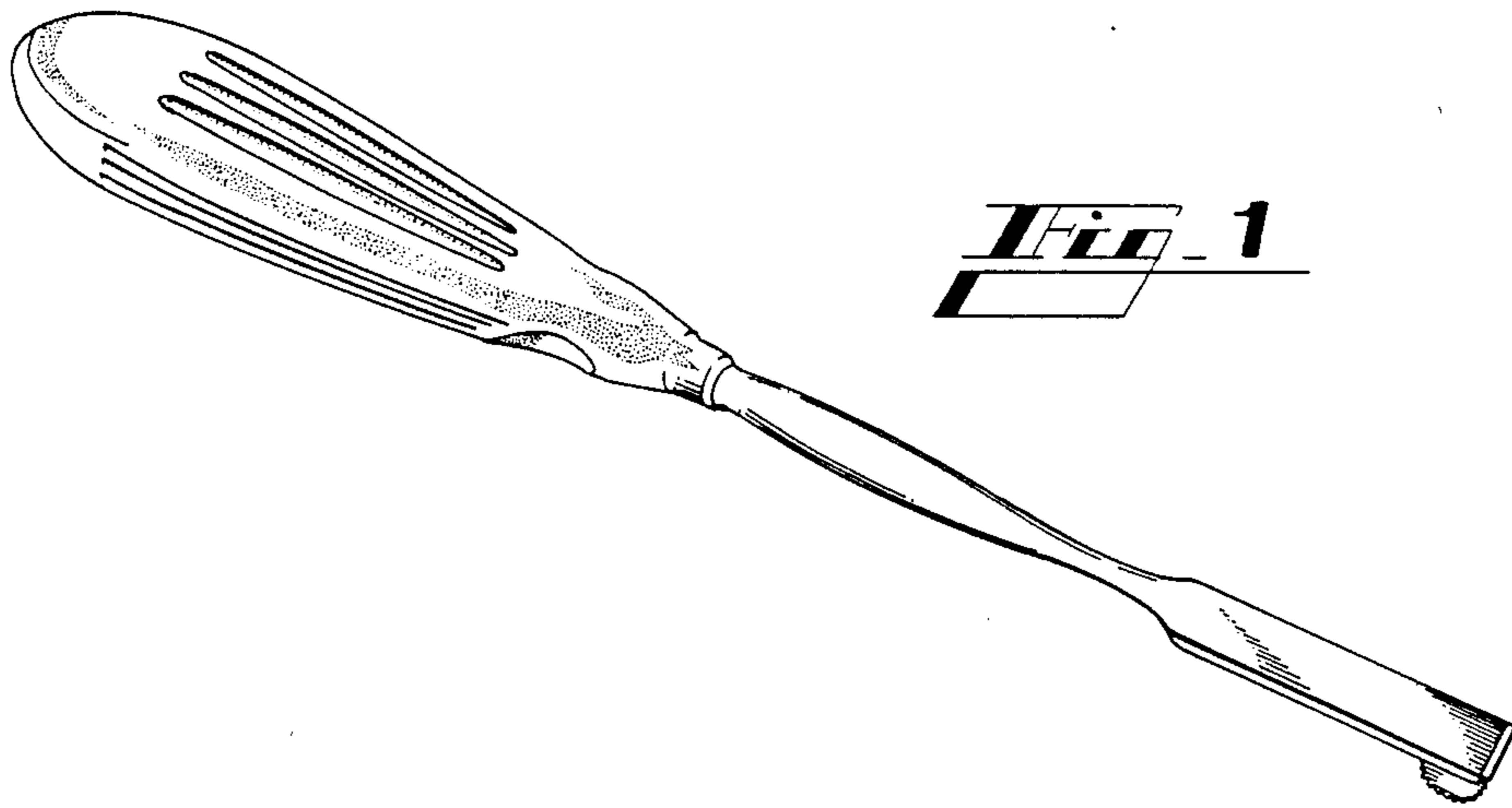


Fig. 1

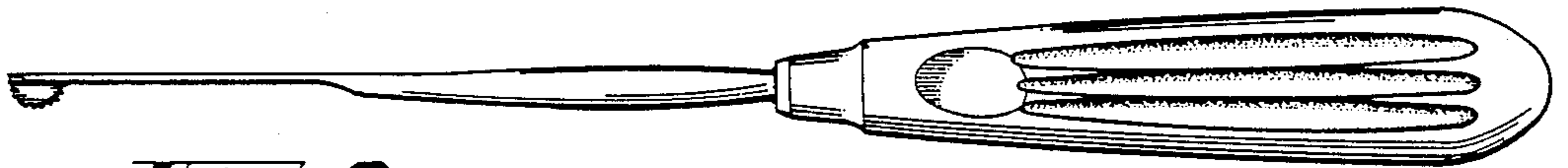


Fig. 2

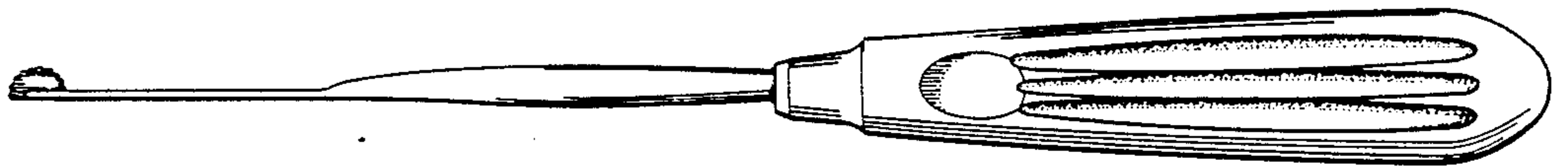


Fig. 3

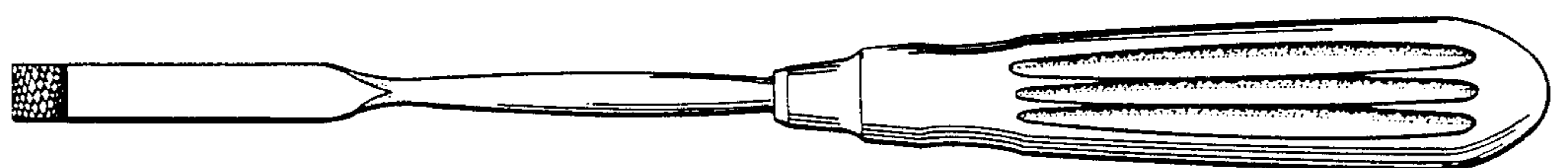


Fig. 4

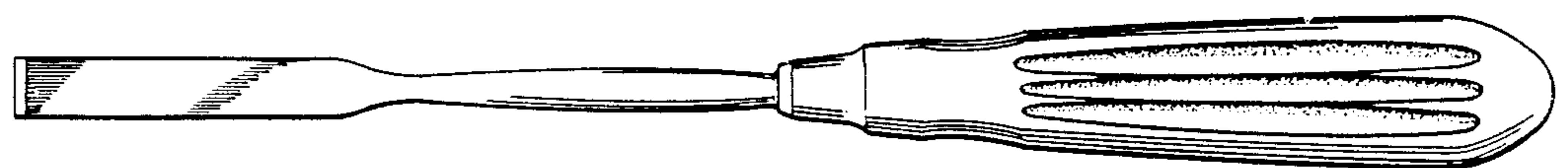


Fig. 5




Fig. 6

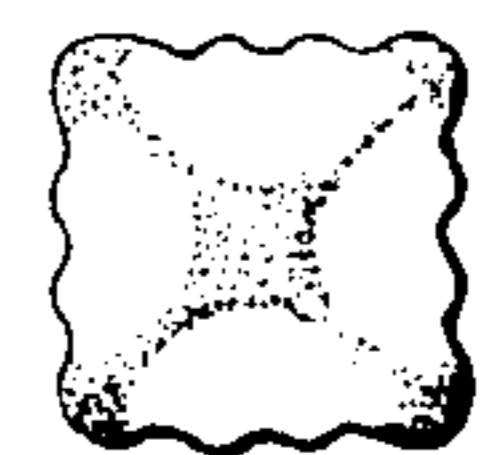


Fig. 7