

United States Patent [19]

Sanders

[11] Patent Number: **Des. 302,280**

[45] Date of Patent: **** Jul. 18, 1989**

[54] **PAPER CLIP OR SIMILAR ARTICLE**

[76] Inventor: **Calvin E. Sanders**, P.O. Box 1246,
Keaau, Hi. 96749

[**] Term: **14 Years**

[21] Appl. No.: **903,097**

[22] Filed: **Sep. 2, 1986**

[52] U.S. Cl. **D19/65**

[58] Field of Search D3/65; D8/395; D19/65;
24/67 R, 67.3, 67.9, 545, 546, 547, 548, 549,
563; 40/658, 659, 666, 667

[56] **References Cited**

U.S. PATENT DOCUMENTS

1,340,180	5/1920	O'Brien	24/547
1,783,484	12/1930	Ross	24/547
4,523,364	6/1985	Tsukamoto	24/67.9
4,612,685	9/1986	Sanders	19/65
4,658,479	4/1987	Sanders	24/67.9

FOREIGN PATENT DOCUMENTS

263716 1/1927 United Kingdom 24/546

Primary Examiner—Bruce W. Dunkins
Assistant Examiner—Martha Thompson
Attorney, Agent, or Firm—Foley & Lardner, Schwartz,
Jeffery, Schwaab, Mack, Blumenthal & Evans

[57] **CLAIM**

The ornamental design for a paper clip or similar article, as shown and described.

DESCRIPTION

FIG. 1 is a front elevational view of a paper clip or similar article showing my new design;
FIG. 2 is a right side elevational view;
FIG. 3 is a rear elevational view;
FIG. 4 is a left side elevational view;
FIG. 5 is a top plan view; and
FIG. 6 is a bottom plan view thereof;
FIG. 7 is a perspective view showing a second embodiment of my new design; and
FIG. 8 is a side elevational view thereof.

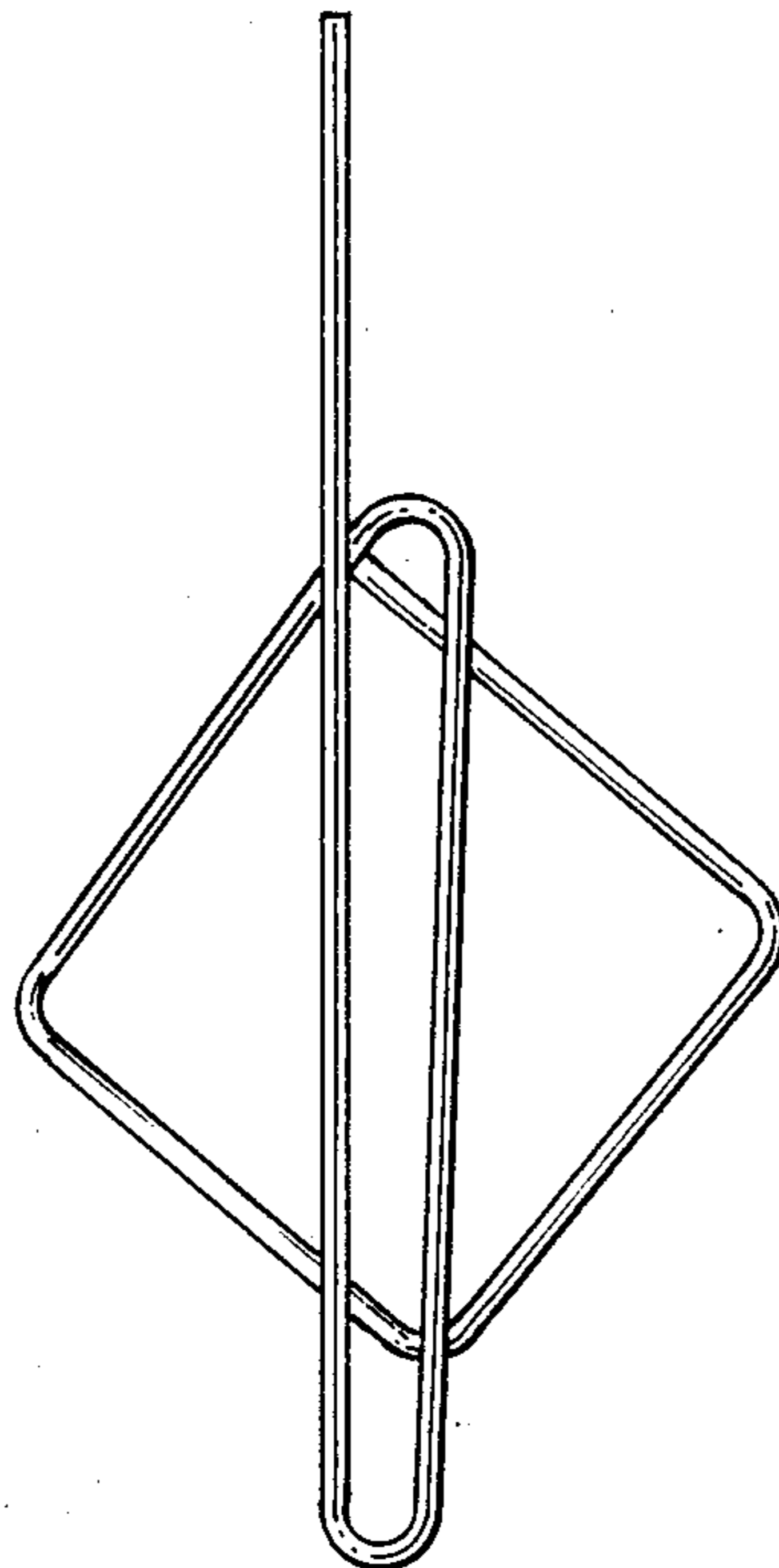


FIG. 1.

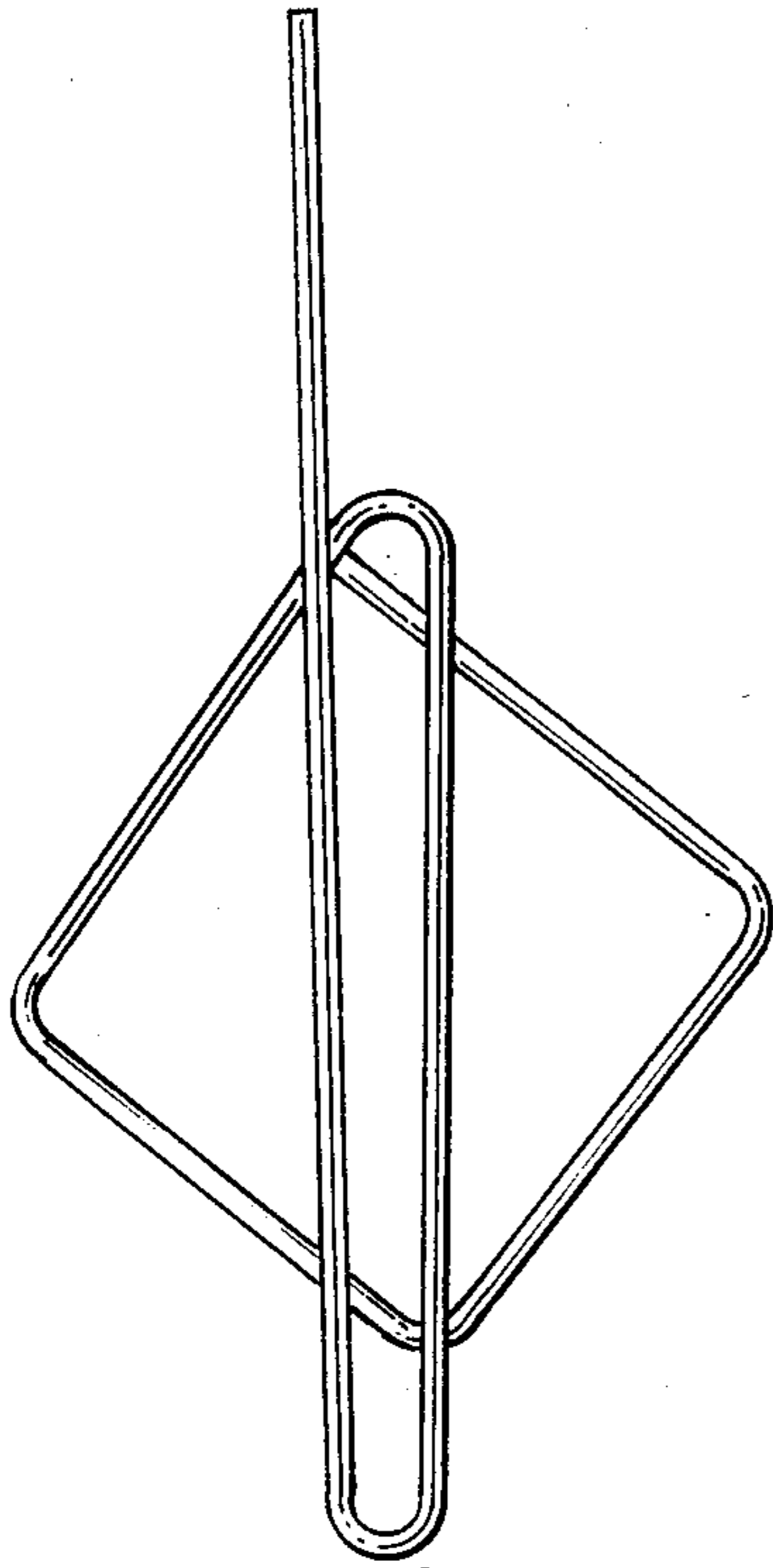


FIG. 2.



FIG. 3.

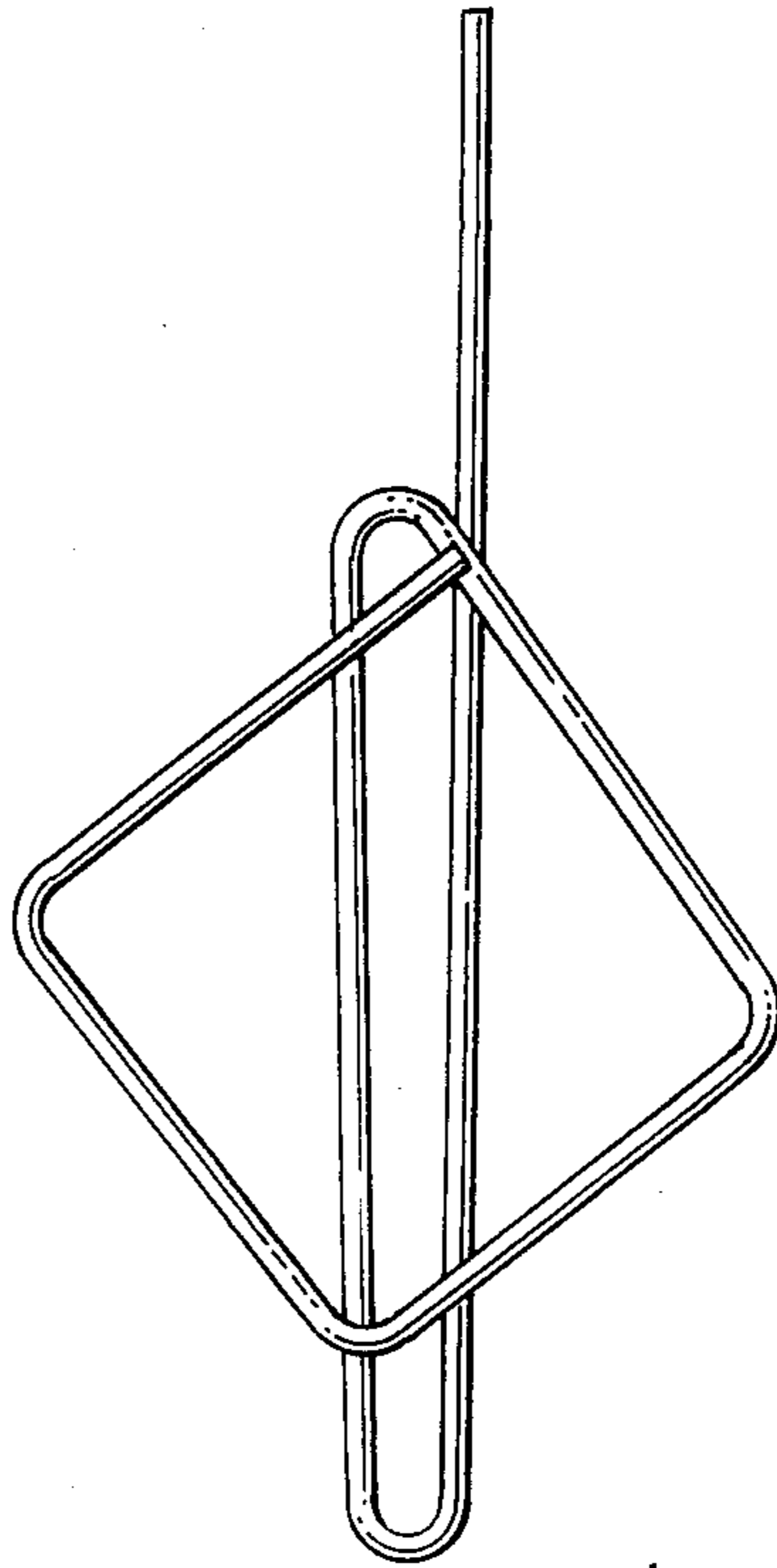


FIG. 4.



FIG. 5.



FIG. 7.

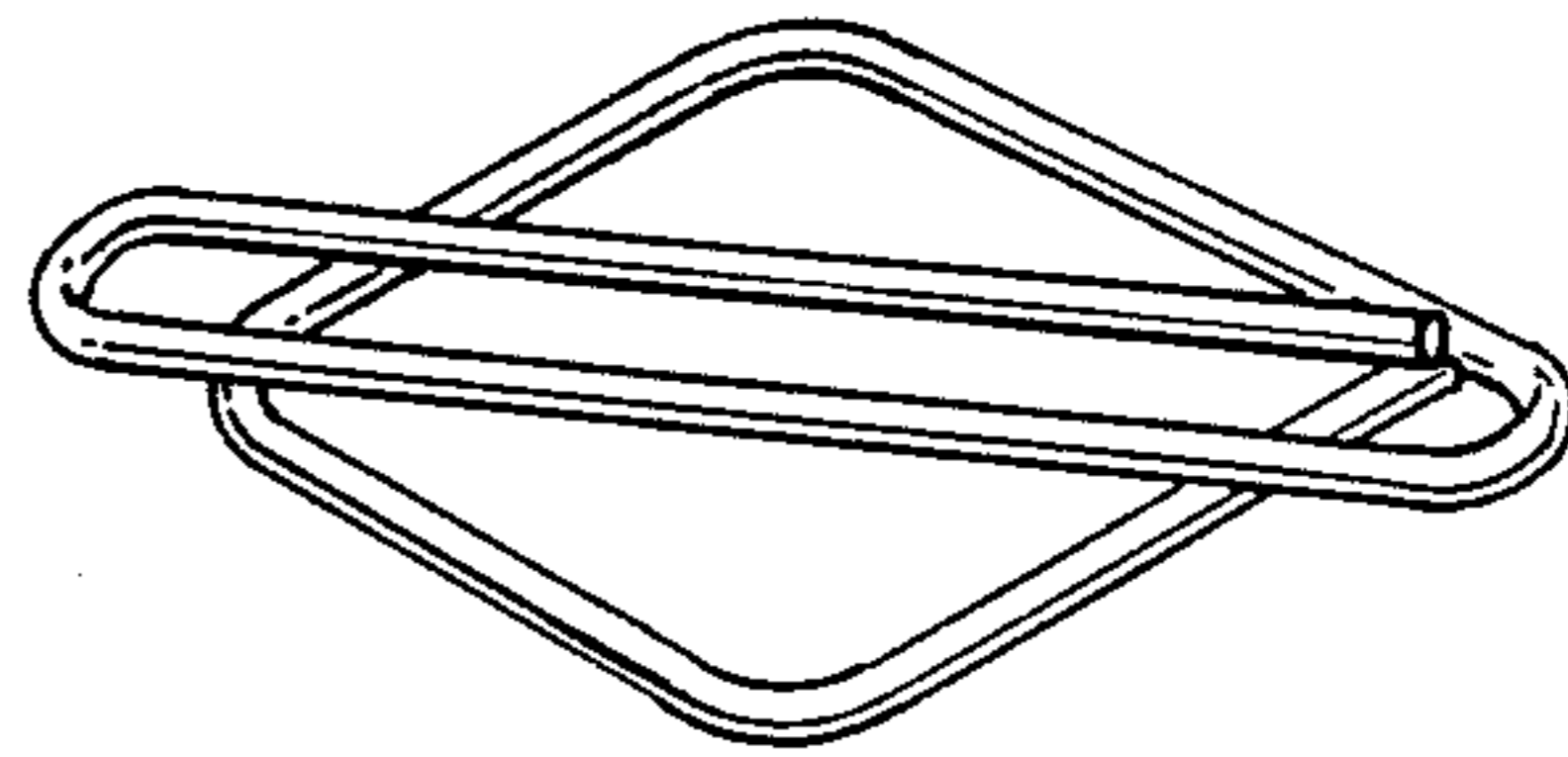


FIG. 6.



FIG. 8.

