

United States Patent [19]

Kido et al.

[11] **Patent Number: Des. 302,226**

[45] **Date of Patent: ** Jul. 18, 1989**

[54] **MICROWAVE OVEN**

[75] **Inventors: Katsutoshi Kido, Kyoto; Masayoshi Kubo, Nara; Kensuke Mizuma, Nara; Masuo Ichihara, Nara; Hisayoshi Matoba, Nara, all of Japan**

[73] **Assignee: Matsushita Electric Industrial Co., Ltd., Japan**

[**] **Term: 14 Years**

[21] **Appl. No.: 862,435**

[22] **Filed: May 8, 1986**

[30] **Foreign Application Priority Data**

Nov. 8, 1985 [JP] Japan 60-47004
[52] **U.S. Cl. D7/351**
[58] **Field of Search D7/348-351;**
219/10.55 R-10.55 M

[56]

References Cited

U.S. PATENT DOCUMENTS

D. 262,088	12/1981	Yamamura et al.	D7/351
D. 287,925	1/1987	Kubo et al.	D7/351
D. 291,048	7/1987	Kubo et al.	D7/351
D. 294,326	2/1988	Suganoya et al.	D7/351
D. 295,358	4/1988	Kubo et al.	D7/351
D. 295,487	5/1988	Kubo et al.	D7/351
D. 295,822	5/1988	Kubo et al.	D7/351

Primary Examiner—Bruce W. Dunkins
Assistant Examiner—Ruth Takemoto
Attorney, Agent, or Firm—Sughrue, Mion, Zinn, Macpeak & Seas

[57]

CLAIM

The ornamental design for a microwave oven, as shown.

DESCRIPTION

FIG. 1 is a front, top, and right side respective view of a microwave oven showing our new design; FIG. 2 is a rear, bottom, and left side respective view thereof; FIG. 3 is a top plan view thereof; and FIG. 4 is a right side elevational view thereof.

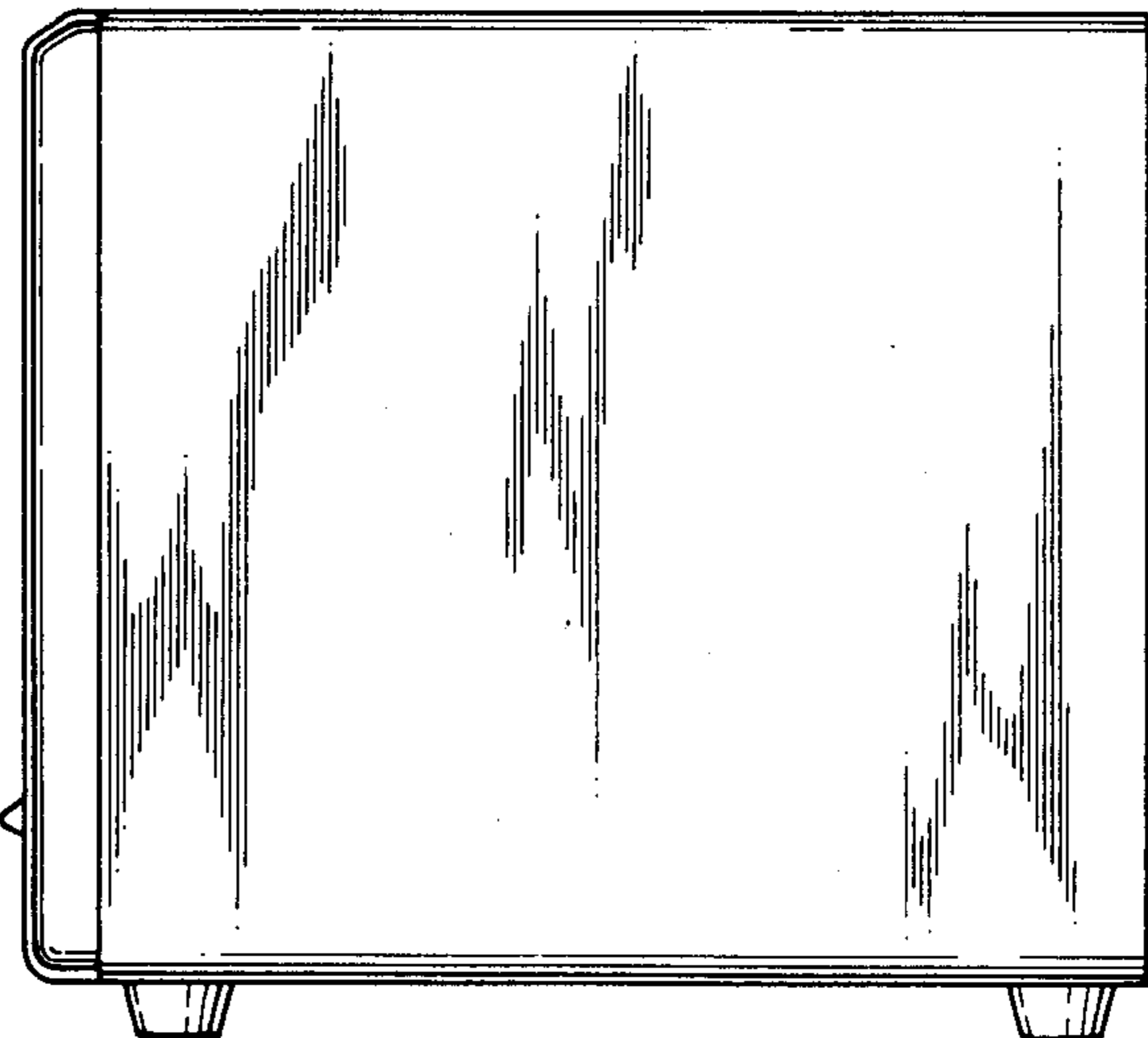
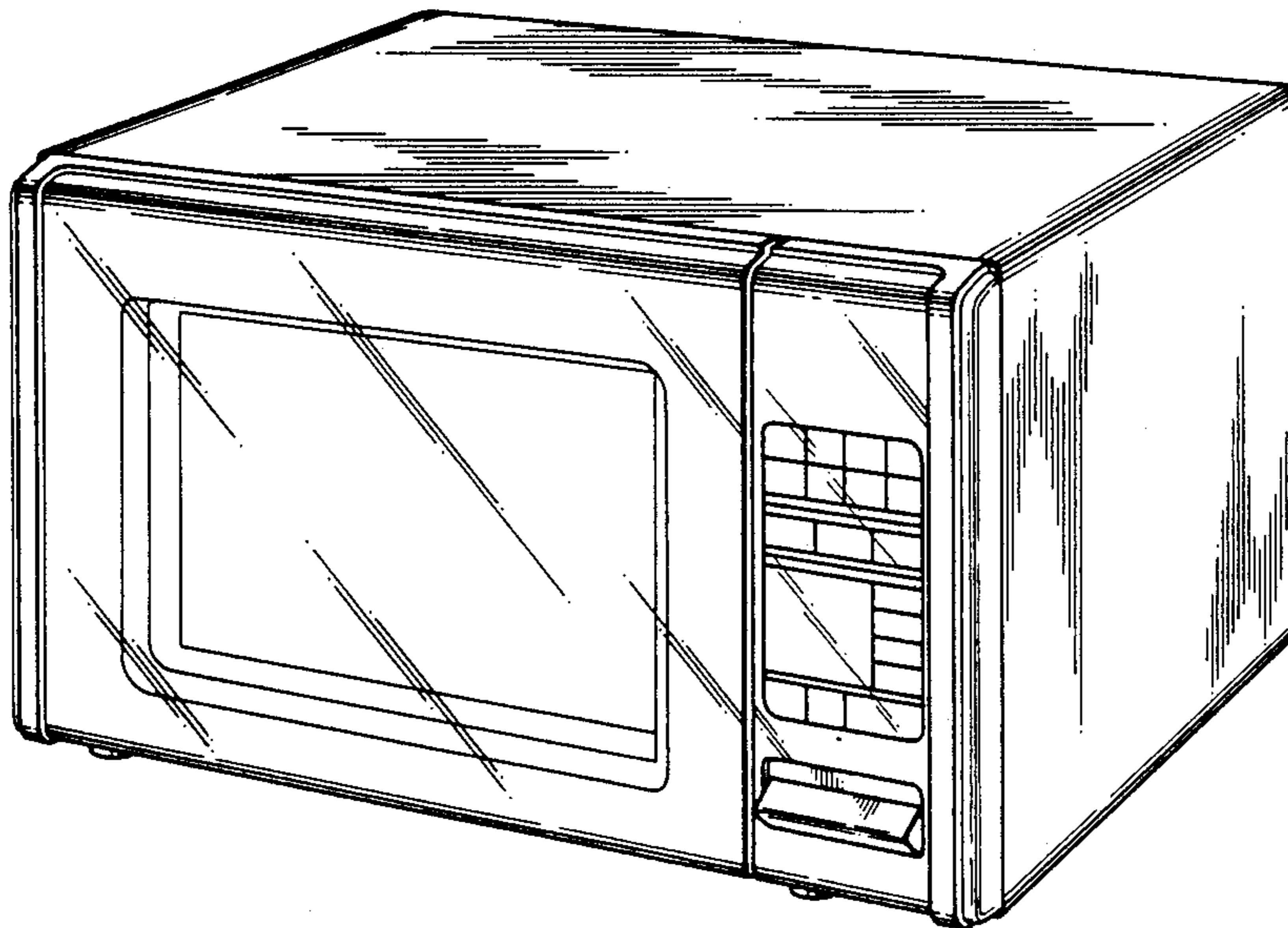


FIG. 1

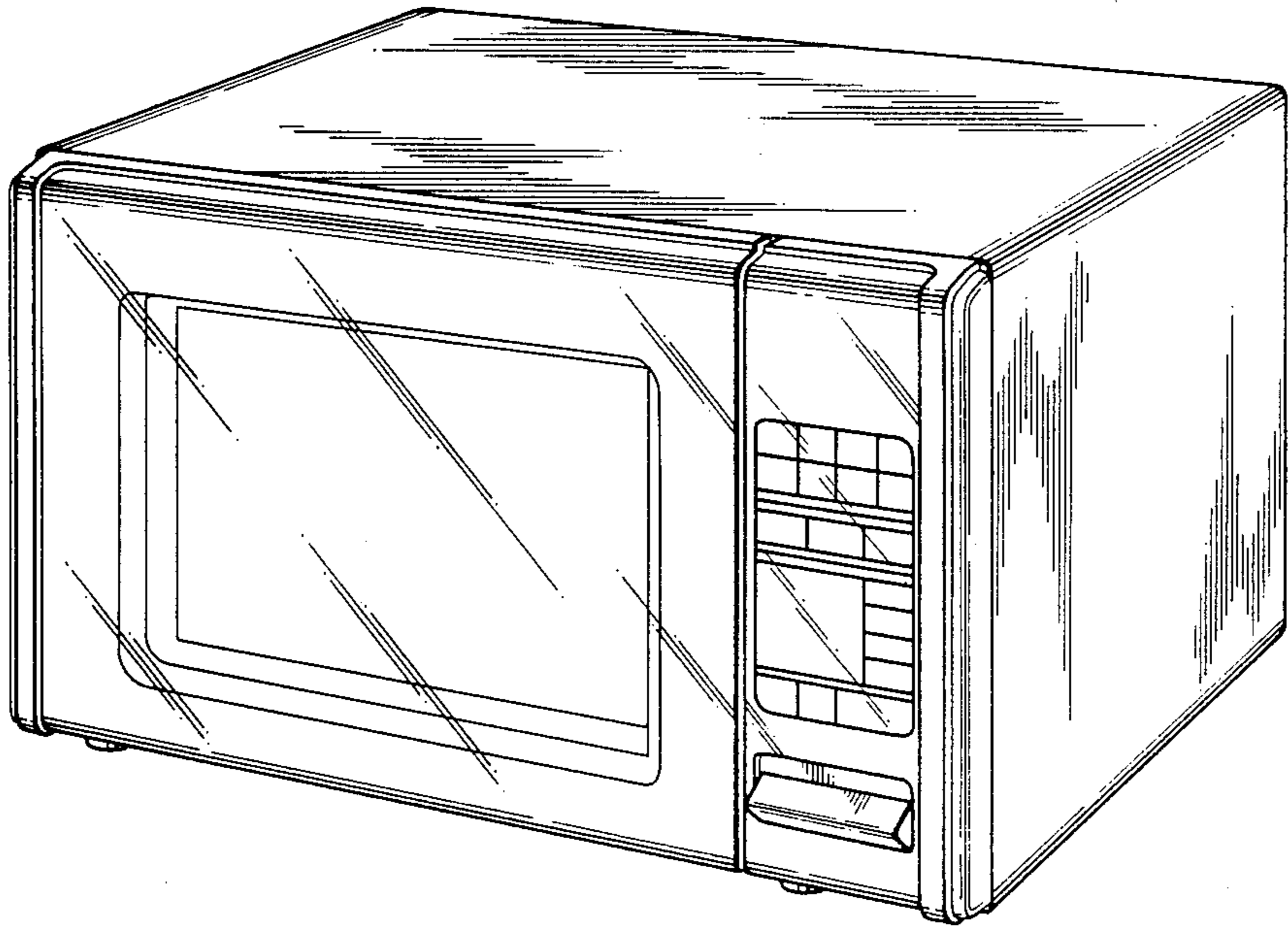


FIG. 2

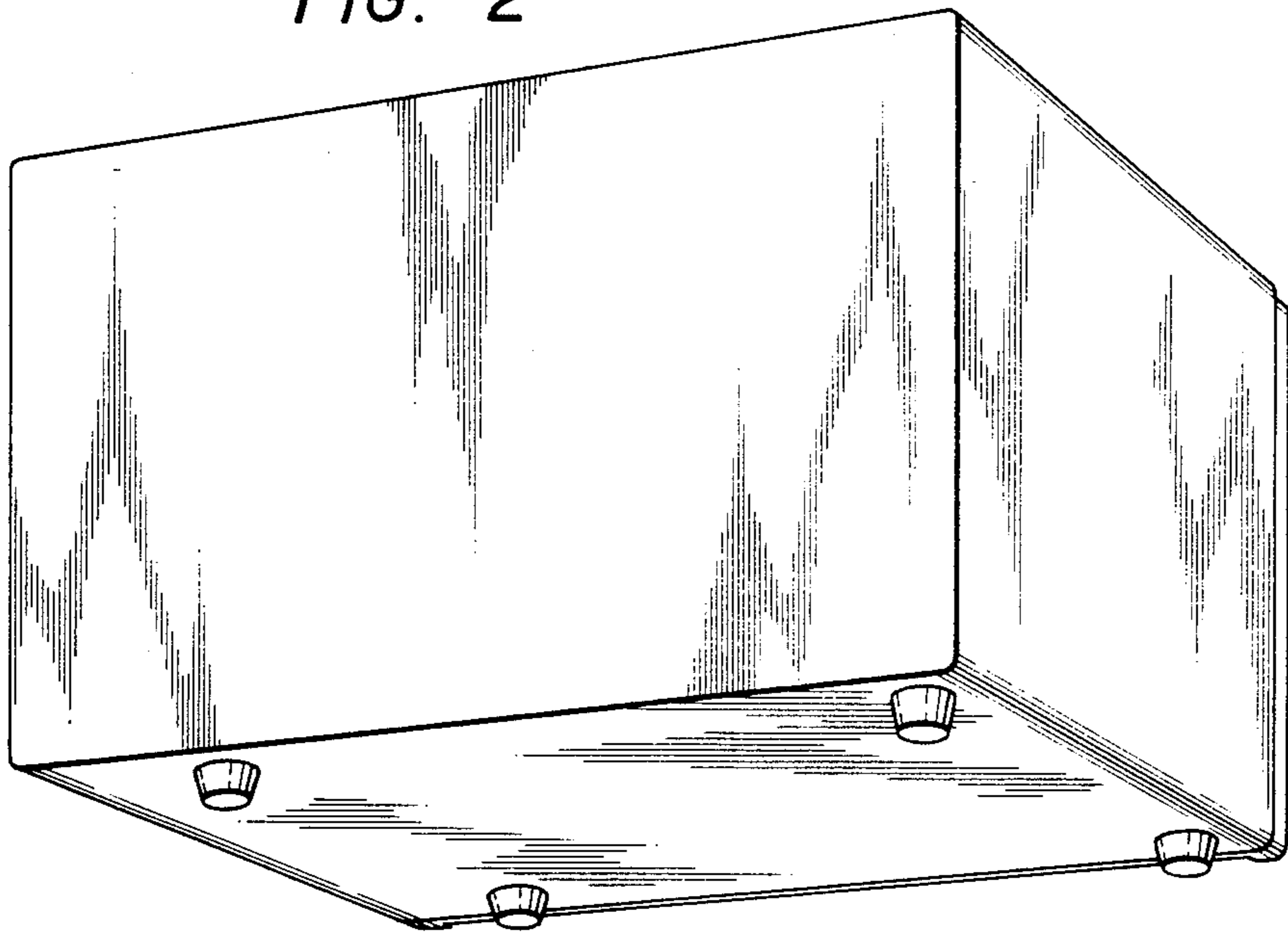


FIG. 3




FIG. 4

