

# United States Patent [19]

Newman et al.

[11] Patent Number: **Des. 302,199**

[45] Date of Patent: **\*\* Jul. 11, 1989**

[54] **COMBINED SCABBARD AND BAYONET**

[75] Inventors: **Alexander R. Newman; Derek G. Skinner, both of London, England**

[73] Assignee: **Royal Ordnance plc, London, England**

[\*\*] Term: **14 Years**

[21] Appl. No.: **803,481**

[22] Filed: **Dec. 2, 1985**

[52] U.S. Cl. .... **D22/118; D3/102**

[58] Field of Search ..... **30/151, 153, 155; 42/86; D22/118; D3/102; 224/232**

[56] **References Cited**

### U.S. PATENT DOCUMENTS

D. 230,696 3/1974 Evrell et al. .... D22/118 X  
2,665,478 1/1954 Clemens ..... D22/118 X

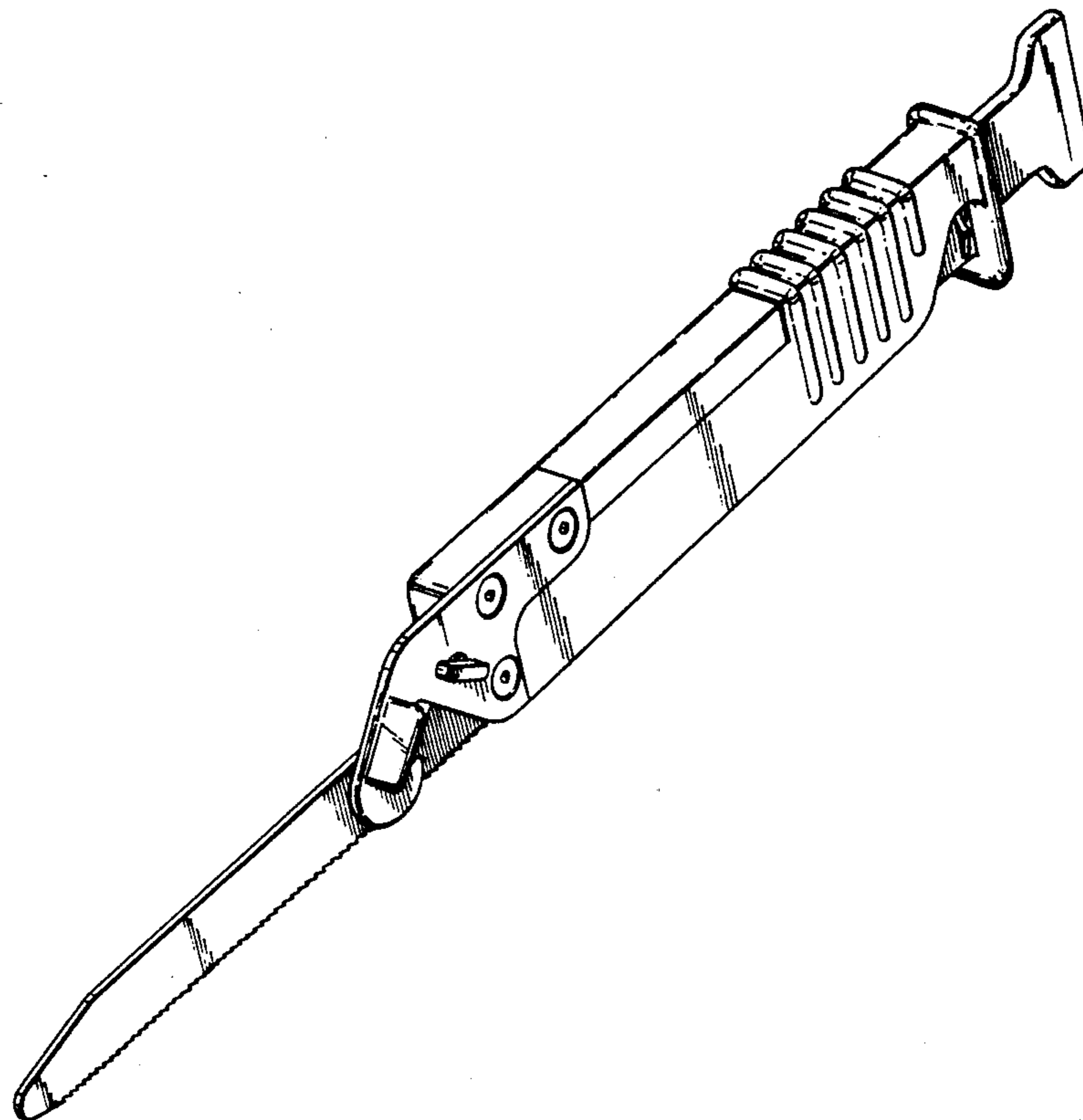
*Primary Examiner*—A. Hugo Word  
*Attorney, Agent, or Firm*—Cushman, Darby & Cushman

[57] **CLAIM**

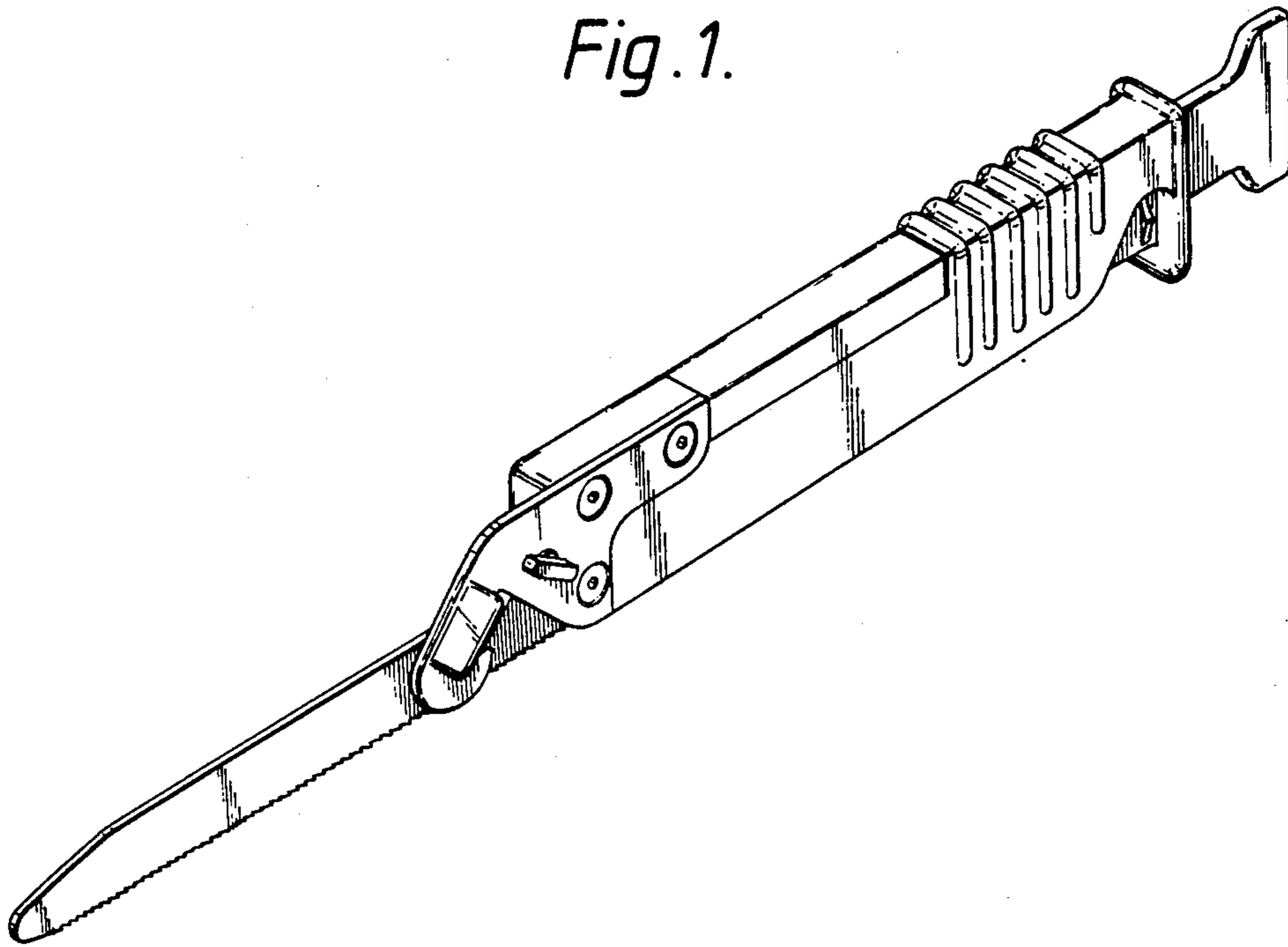
The ornamental design for a combined scabbard and bayonet, as shown.

### DESCRIPTION

FIG. 1 is a perspective view of a combined scabbard and bayonet showing our new design;  
FIG. 2 is a rear end elevational view thereof;  
FIG. 3 is a side elevational view thereof, taken from the side opposite that shown in FIG. 1;  
FIG. 4 is a bottom plan view thereof; and  
FIG. 5 is a side elevational view thereof with the blade in retracted position.



*Fig. 1.*



*Fig. 2.*



Fig. 3.

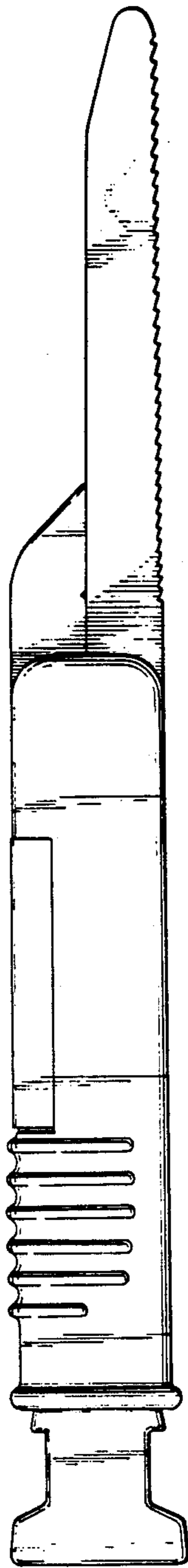
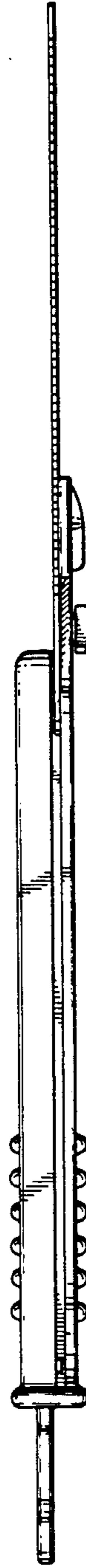


Fig. 4.



*Fig. 5.*

