

# United States Patent [19]

Kubota

[11] Patent Number: **Des. 302,158**

[45] Date of Patent: **\*\* Jul. 11, 1989**

[54] **COMBINED MICROPHONE, STAND AND SHIELDER**

[75] Inventor: **Hiroshi Kubota, Kobe, Japan**

[73] Assignee: **Toa Tokushu Denki Kabushiki Kaisha, Kobe, Japan**

[\*\*] Term: **14 Years**

[21] Appl. No.: **145,202**

[22] Filed: **Mar. 11, 1988**

### Related U.S. Application Data

[62] Division of Ser. No. 783,315, Sep. 13, 1985.

### [30] Foreign Application Priority Data

Mar. 13, 1985 [JP] Japan ..... 60-10094

Jul. 3, 1985 [JP] Japan ..... 60-28447

[52] U.S. Cl. .... **D14/225; D14/229; D14/228**

[58] Field of Search ..... D14/3, 12, 13, 99; 381/91, 122, 155, 159, 168, 169, 170

### [56] References Cited

#### U.S. PATENT DOCUMENTS

D. 189,720 2/1961 Burroughs ..... D14/12

D. 194,151 11/1962 Deschamps et al. .... D14/12  
D. 218,315 8/1970 Rusch et al. .... D14/12  
D. 220,108 3/1971 Van de Poel ..... D14/12  
D. 239,290 3/1976 Shito et al. .... D14/12  
D. 247,707 4/1978 Armstrong ..... D14/12  
D. 253,468 11/1979 Peterson ..... D14/12

### OTHER PUBLICATIONS

DAK Industries Fall '84 Catalog, p. 56, bottom left.  
Radio Shack 1986 Catalog No.1 393, ©1985, p. 48, left side-Tight Cardioid Pattern and Realistic Highball-7.

*Primary Examiner*—Bernard Ansher

*Assistant Examiner*—Theodore M. Shooman

*Attorney, Agent, or Firm*—Neuman, Williams, Anderson & Olson

### [57] CLAIM

The ornamental design for a combined microphone stand and shielder, as shown.

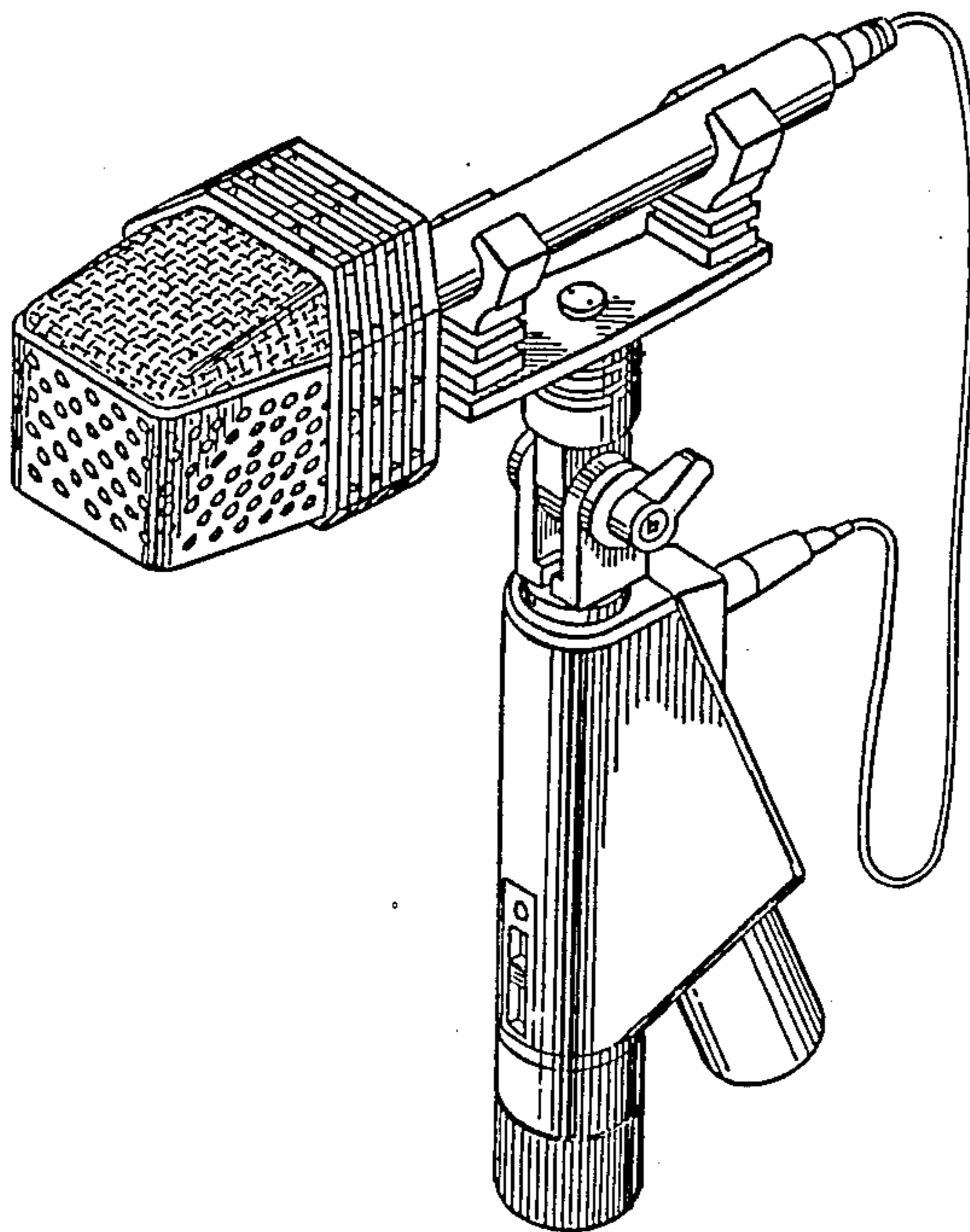
### DESCRIPTION

FIG. 1 is a top, front and right side perspective view of a combined microphone, stander and shielder showing my new design;

FIG. 2 is a rear elevational view thereof;

FIG. 3 is a left side elevational view thereof; and

FIG. 4 is a bottom plan view thereof.



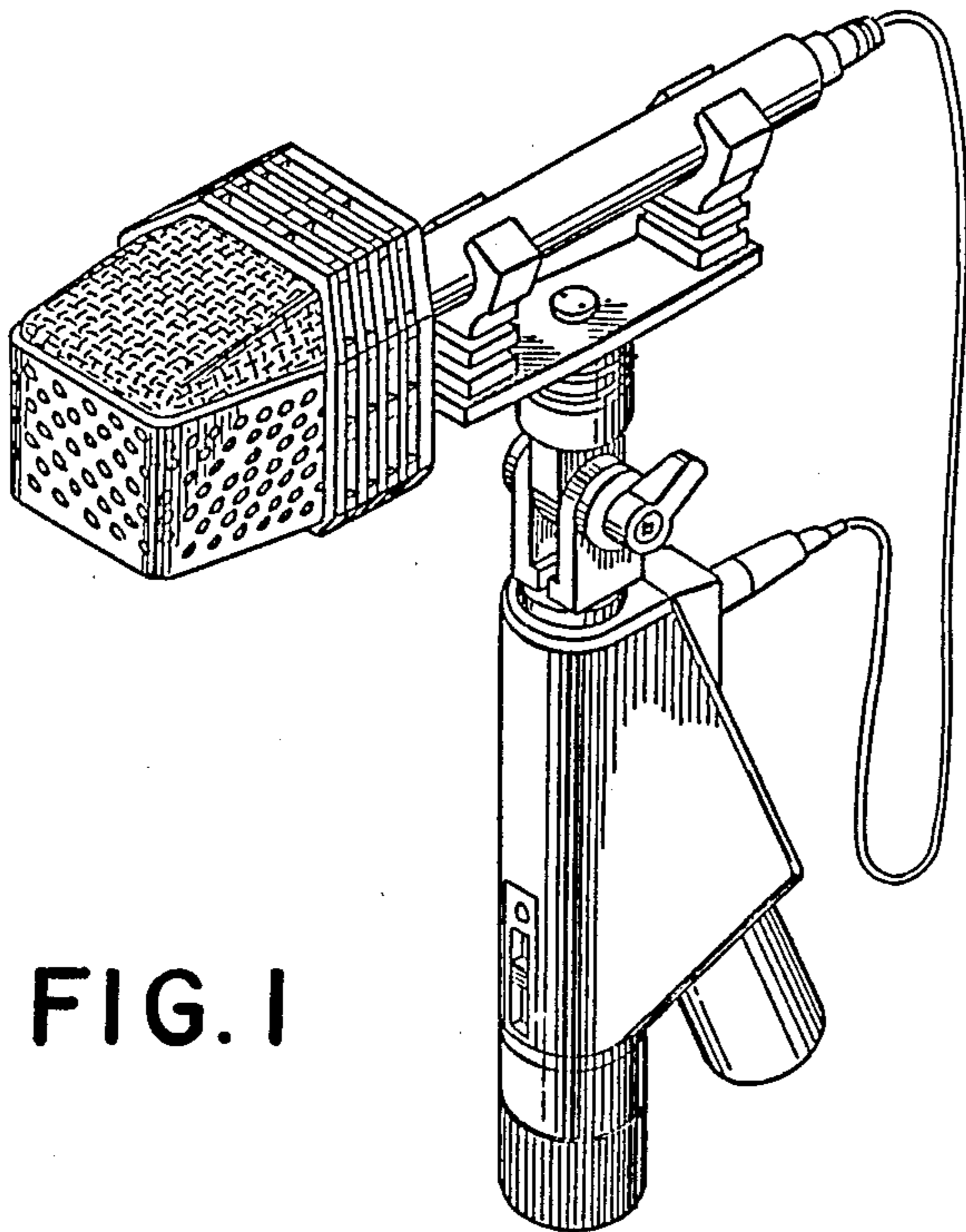


FIG. 1

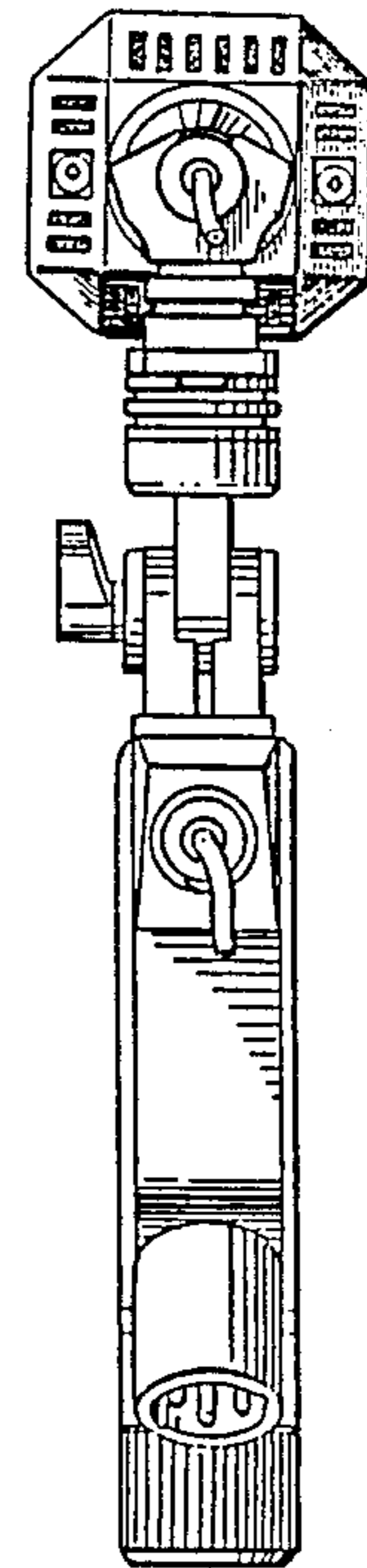


FIG. 2

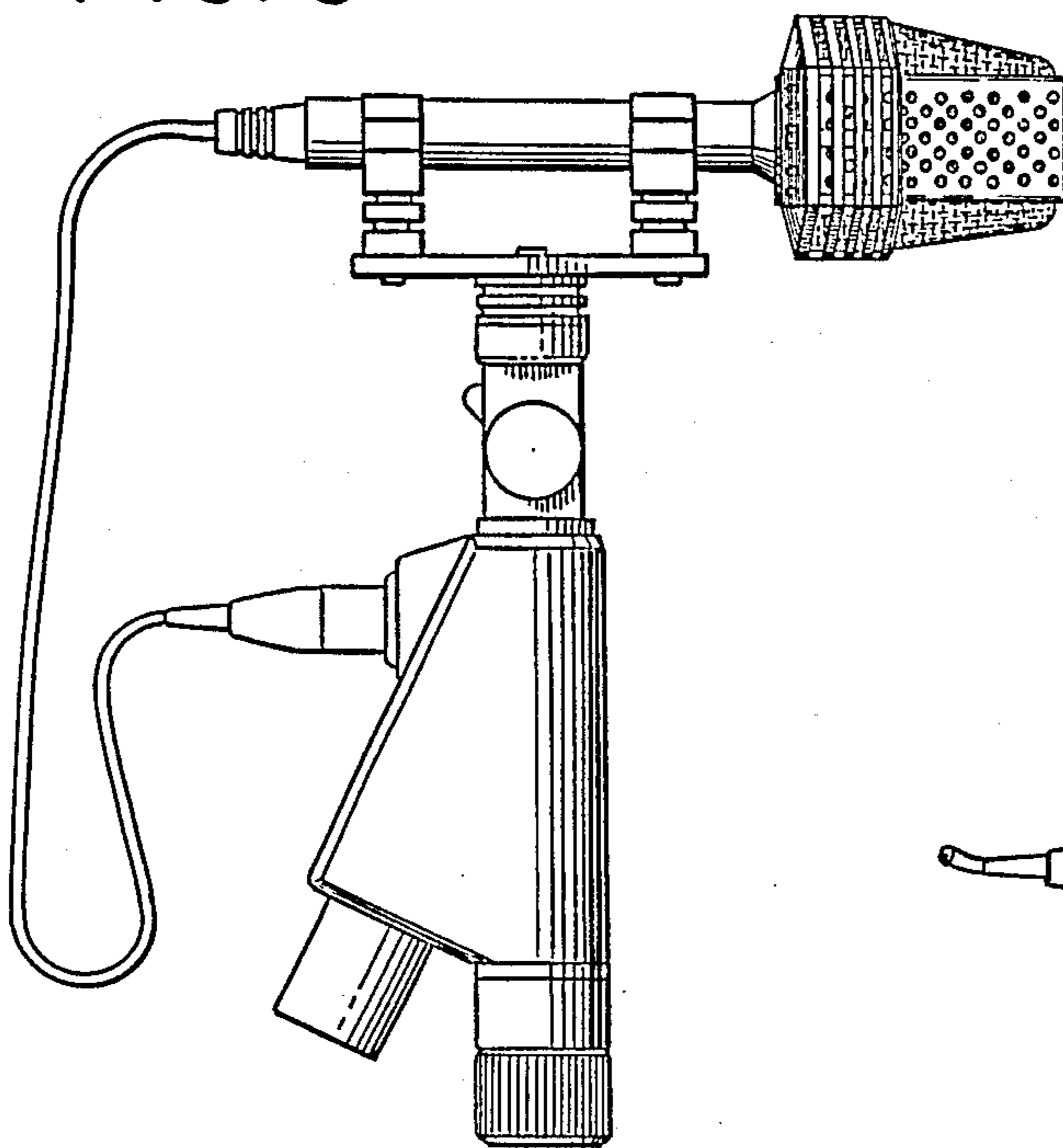


FIG. 3

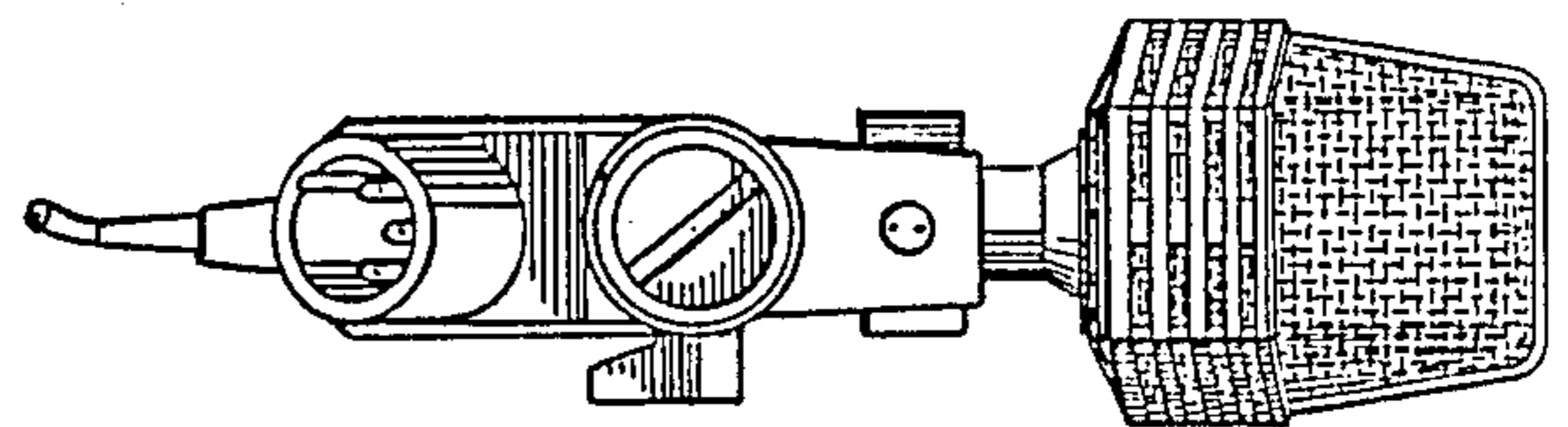


FIG. 4