

[54] CORDLESS TELEPHONE SET

[75] Inventors: Fumiharu Ohta; Satoshi Watanabe, both of Kanagawa, Japan

[73] Assignee: Matsushita Electric Industrial Co., Ltd., Osaka, Japan

[**] Term: 14 Years

[21] Appl. No.: 150,571

[22] Filed: Jan. 29, 1988

[30] Foreign Application Priority Data

Oct. 14, 1987 [JP] Japan 62-42014

[52] U.S. Cl. D14/138; D14/253; D14/148

[58] Field of Search D14/64, 53, 63; 379/433, 436, 434, 440, 428, 419

[56] References Cited

U.S. PATENT DOCUMENTS

- D. 234,605 3/1975 Larson et al. D14/64
- D. 269,873 7/1983 Nagele et al. D14/64 X
- D. 284,759 7/1986 Nagele et al. D14/63 X
- D. 291,804 9/1987 George D14/64
- D. 293,237 12/1987 Brown D14/64 X
- D. 293,238 12/1987 Elie D14/53
- D. 295,626 5/1988 Watanabe D14/53 X
- D. 298,033 10/1988 Hotsumi et al. D14/53 X
- D. 298,036 10/1988 Watanabe D14/53 X
- D. 298,531 11/1988 Kuo D14/64 X
- D. 298,940 12/1988 Lau D14/64

OTHER PUBLICATIONS

Copy of a Sony cordless telephone carton box for its model SPP-100 Cordless Telephone, published at least as early as Nov. of 1986.

Primary Examiner—Horace B. Fay, Jr.
Attorney, Agent, or Firm—Sughrue, Mion, Zinn, Macpeak & Seas

[57] CLAIM

The ornamental design for cordless telephone set, as shown and described.

DESCRIPTION

FIG. 1 is a front, top and right side perspective view of the handset telephone of a cordless telephone set showing our new design;

FIG. 2 is a front elevational view thereof;

FIG. 3 is a rear elevational view thereof;

FIG. 4 is a top plan view thereof;

FIG. 5 is a bottom plan view thereof;

FIG. 6 is a left side elevational view thereof;

FIG. 7 is a right side elevational view thereof; and

FIG. 8 is a front, top and right side perspective view of the handset telephone thereof seated upon and supported in upright position by the underlying base unit of the set with the front, top and right side of the base unit being shown in perspective, and it is understood that a corresponding left side, top and right side perspective view of the base unit being substantially similar to the right side shown in FIG. 8.

The rear and bottom of the base unit is plain and unadorned.

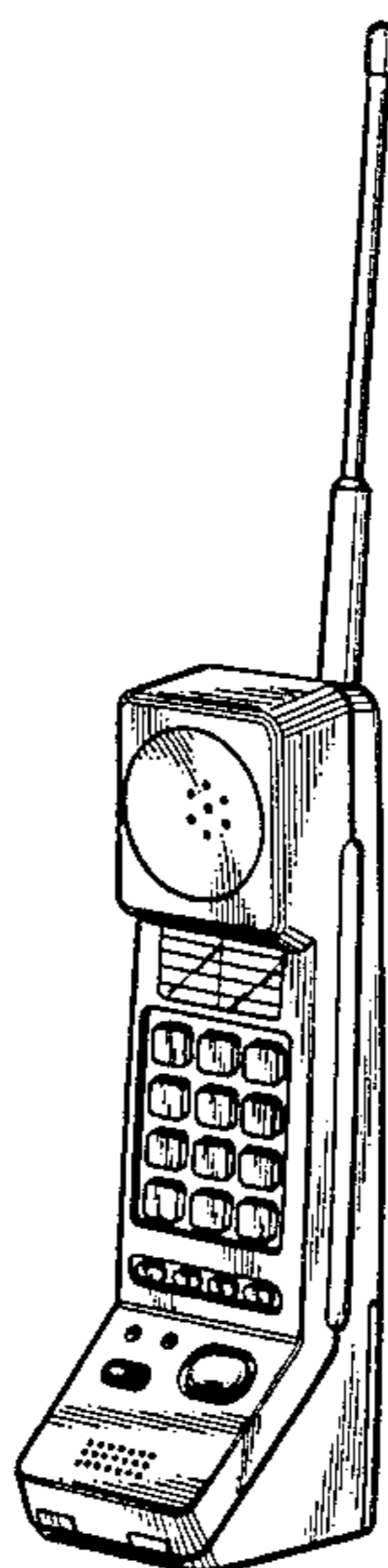


Fig. 1

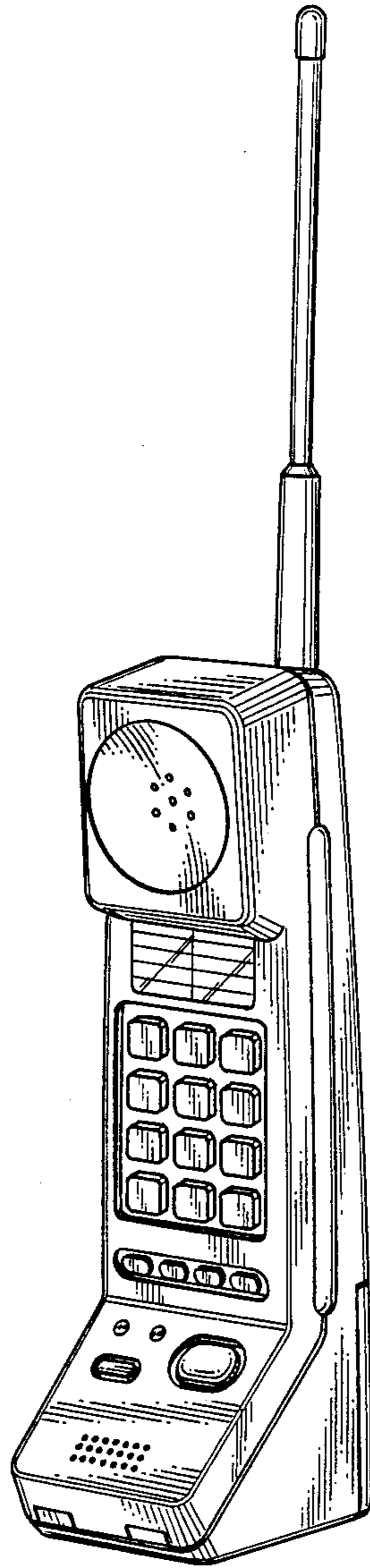


Fig. 2

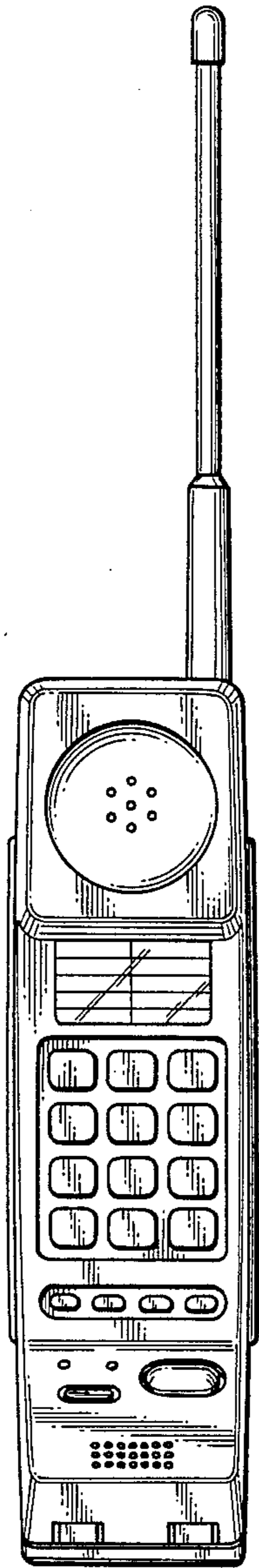


Fig. 3

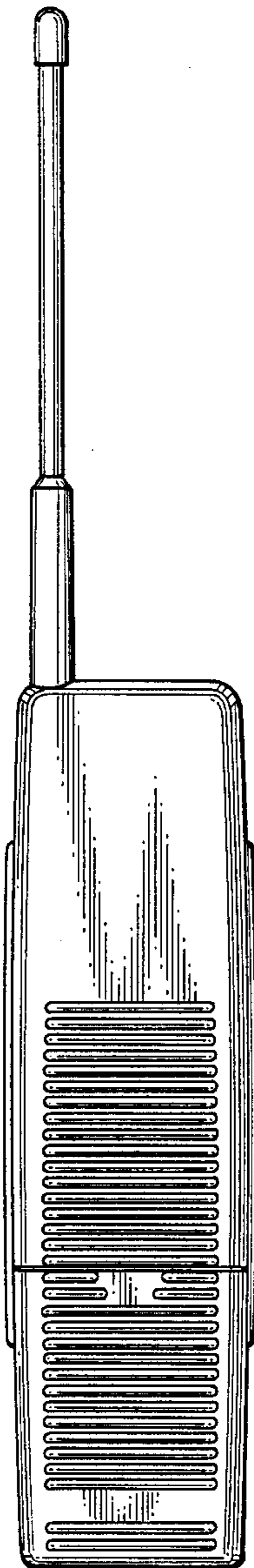


Fig. 4

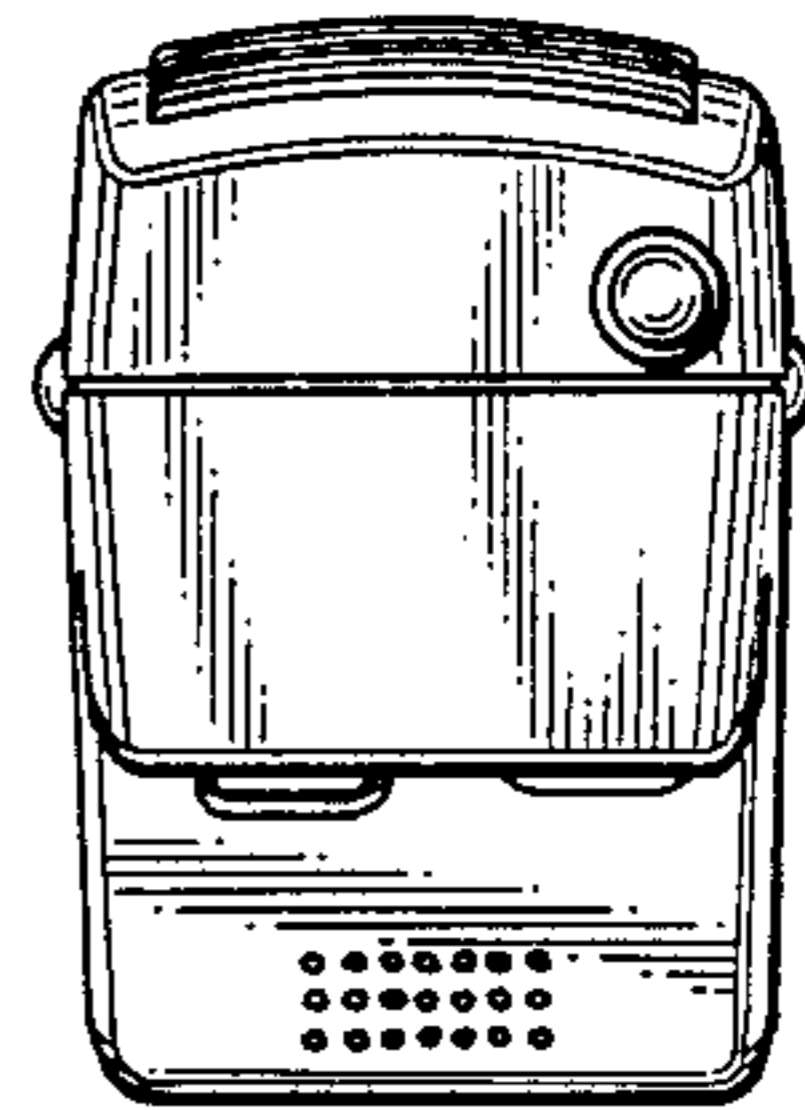


Fig. 5

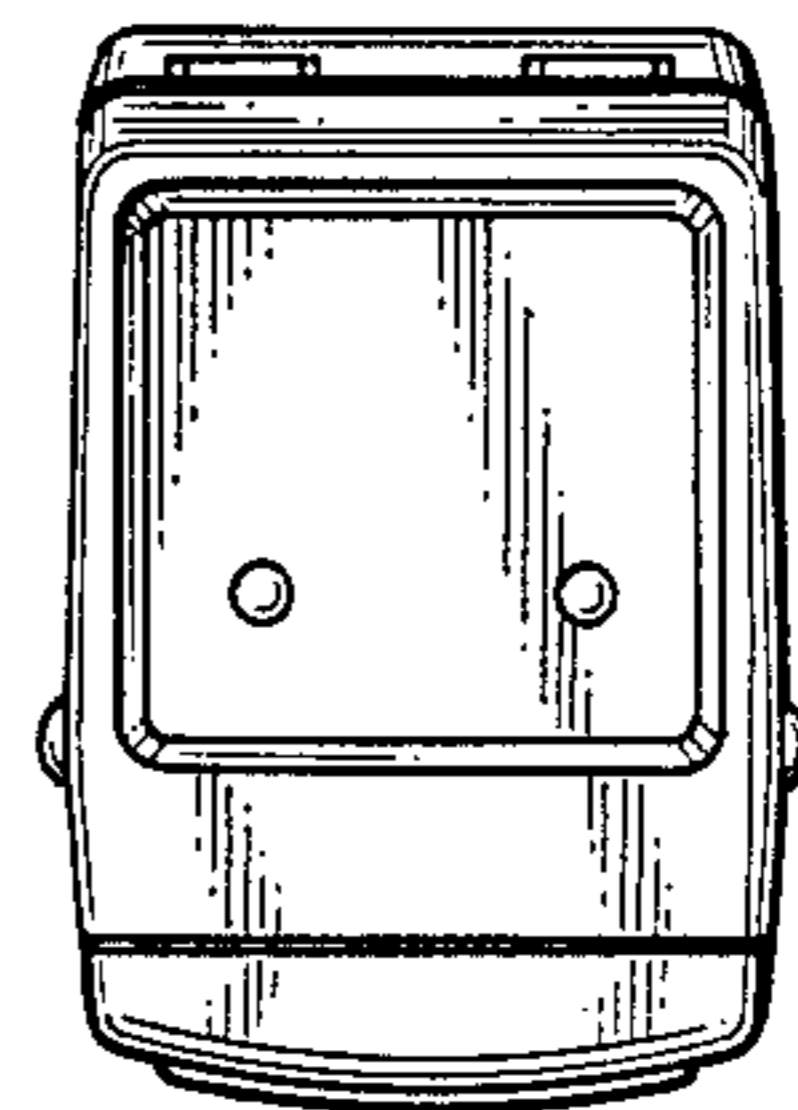


Fig. 6

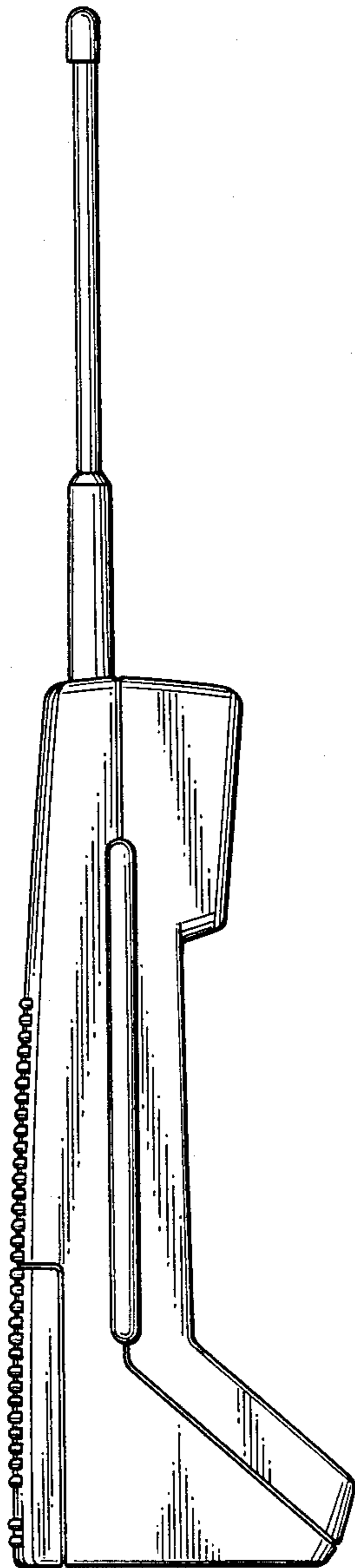


Fig. 7

