

[54] **CANOE PADDLE**
[76] **Inventor: Robert M. Hartt, RFD #1, Box 5100, Morrisville, Vt. 05661**
[**] **Term: 14 Years**
[21] **Appl. No.: 24,800**
[22] **Filed: Mar. 12, 1987**
[52] **U.S. Cl. D12/215**
[58] **Field of Search D12/215; 440/101, 102; 416/70, 71, 74**

3,970,032 7/1976 Phillips 416/70 R
4,133,285 1/1979 Phillips D12/215
4,701,142 10/1987 Merritt 416/74

Primary Examiner—Wallace R. Burke
Assistant Examiner—Kay H. Chin
Attorney, Agent, or Firm—Thomas N. Neiman

[57] **CLAIM**

The ornamental design for a canoe paddle, as shown and described.

DESCRIPTION

FIG. 1 is a top plan view of a canoe paddle showing my new design;
FIG. 2 is a front elevational view thereof, the rear elevational view being a mirror image of that shown;
FIG. 3 is a right side elevational view thereof, the left side elevational view being a mirror image of that shown; and
FIG. 4 is a bottom plan view thereof.

[56] **References Cited**
U.S. PATENT DOCUMENTS
D. 217,939 6/1970 Nichols D12/215
D. 244,680 6/1977 Leidigh et al. D12/215
D. 297,927 10/1988 Keal D12/215
2,380,870 7/1945 Reed 416/70
2,543,879 3/1951 Stuckey 416/71 .

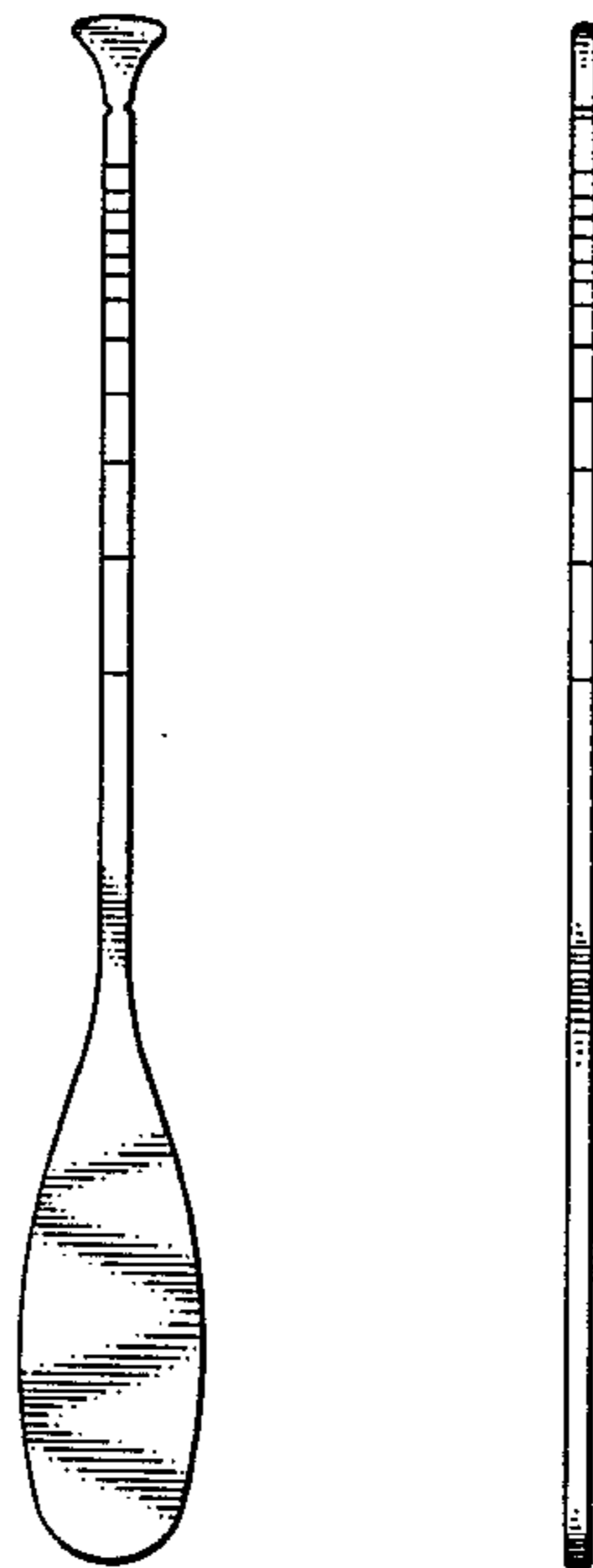


FIG. 1




FIG. 2

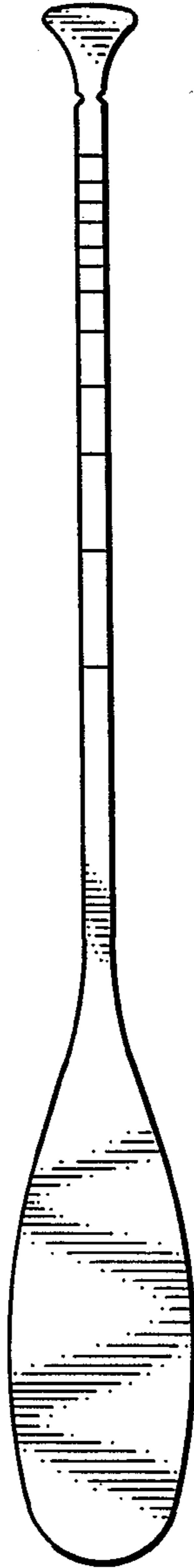


FIG. 3



FIG. 4

