

[54] VASE

[75] Inventor: Donald E. Weder, Highland, Ill.

[73] Assignee: Highland Supply Corporation, Highland, Ill.

[*] Notice: The portion of the term of this patent subsequent to Jul. 18, 2006 has been disclaimed.

[**] Term: 14 Years

[21] Appl. No.: 6,580

[22] Filed: Jan. 22, 1987

[52] U.S. Cl. D11/153

[58] Field of Search D11/143, 152-155; D9/305; D7/6, 13, 23; 206/423; 47/41, 41 SS, 66, 72; 428/35, 542.6; 150/52 R; 229/3.5 MF, 4.5, 87 P, 1.5 B; 383/104

3,488,022 1/1970 Vittori 248/152

3,748,781 7/1973 Erling 206/423

4,413,725 11/1983 Bruno et al. 206/45.33

4,508,223 4/1985 Catrambone 206/423

FOREIGN PATENT DOCUMENTS

060532 4/1975 Switzerland 206/423

OTHER PUBLICATIONS

Gift & Decorative Accessories; 7/1984; p. 274; Le Plant Sac.

Speed Cover brochure showing Speed Cover conformed to the shape of a vase-Ex. A. ©1983.

Primary Examiner—B. J. Bullock

Attorney, Agent, or Firm—Dunlap, Coddling, Peterson & Lee

[57] CLAIM

The ornamental design for a vase, as shown and described.

[56] References Cited

U.S. PATENT DOCUMENTS

D. 287,950 1/1987 Weder et al. D11/143

1,446,563 2/1923 Hughes .

1,810,806 6/1931 Wilson 229/1.5 B

1,868,853 7/1932 Sievers .

1,924,926 8/1933 Gray 65/53

2,039,986 5/1936 Gardner 206/423

2,070,747 2/1937 Orstrom 383/104

2,302,259 11/1942 Rothfuss .

3,271,922 9/1966 Wallerstein et al. .

DESCRIPTION

FIG. 1 is a top plan view of the vase showing my new design.

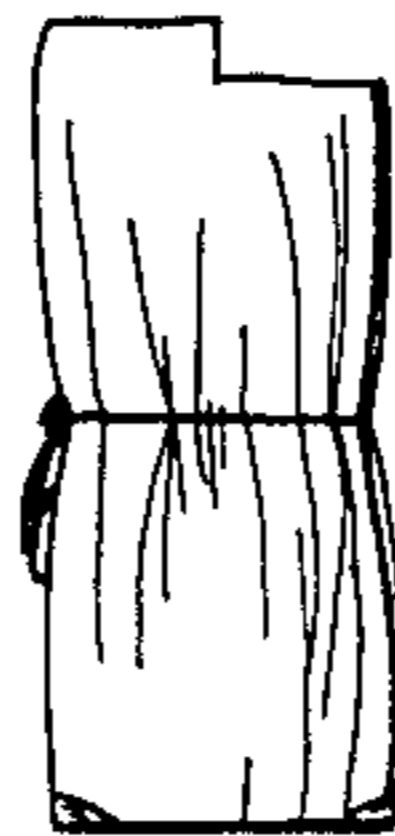
FIG. 2 is a front elevational view thereof.

FIG. 3 is a rear elevational view thereof.

FIG. 4 is a right side elevational view thereof.

FIG. 5 is a left side elevational view thereof.

FIG. 6 is bottom plan view thereof. The vase has no substantial thickness.



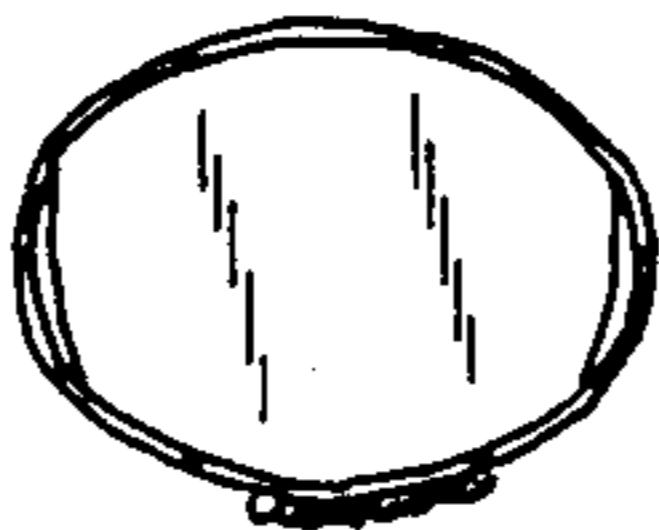


FIG. 1

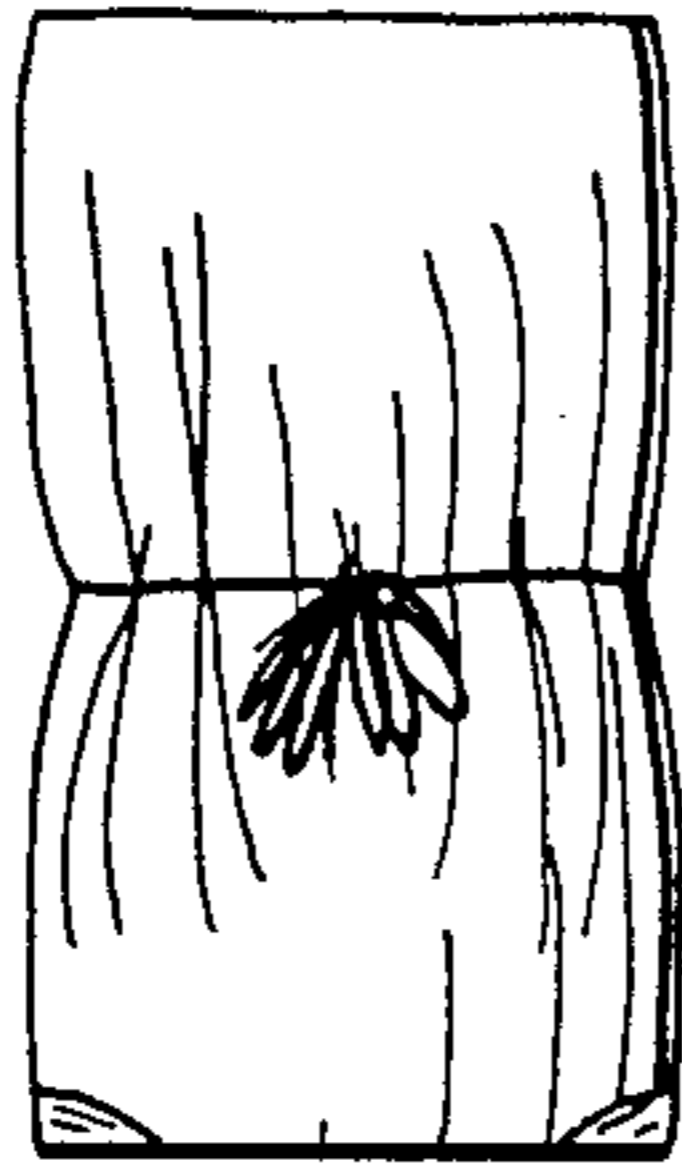


FIG. 2

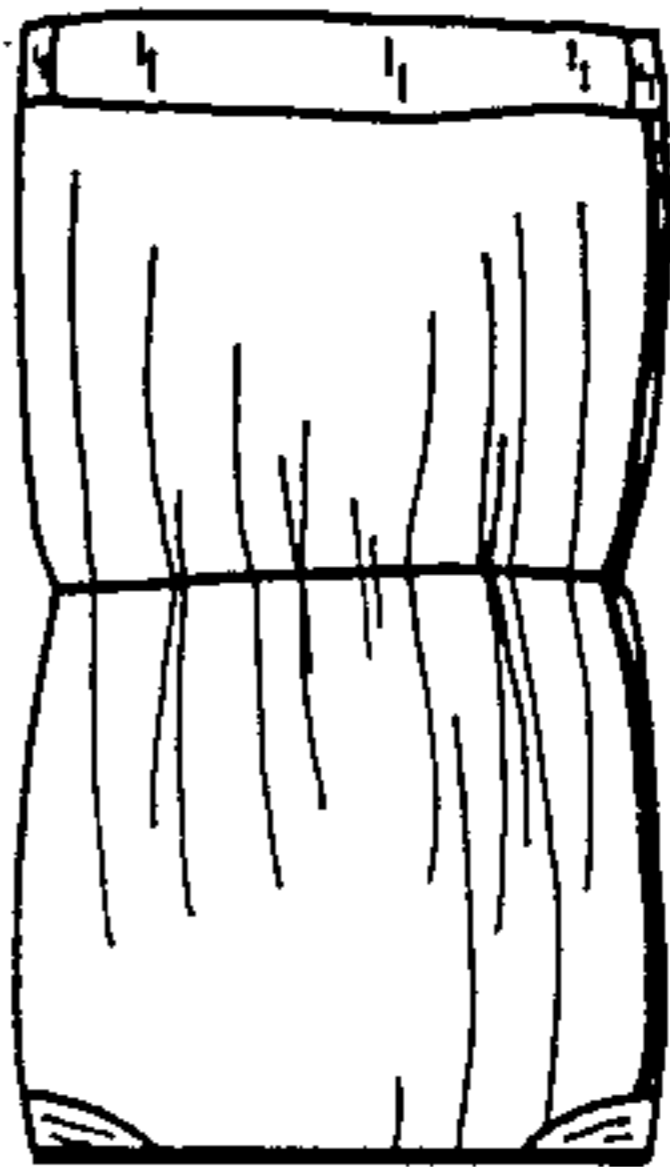


FIG. 3

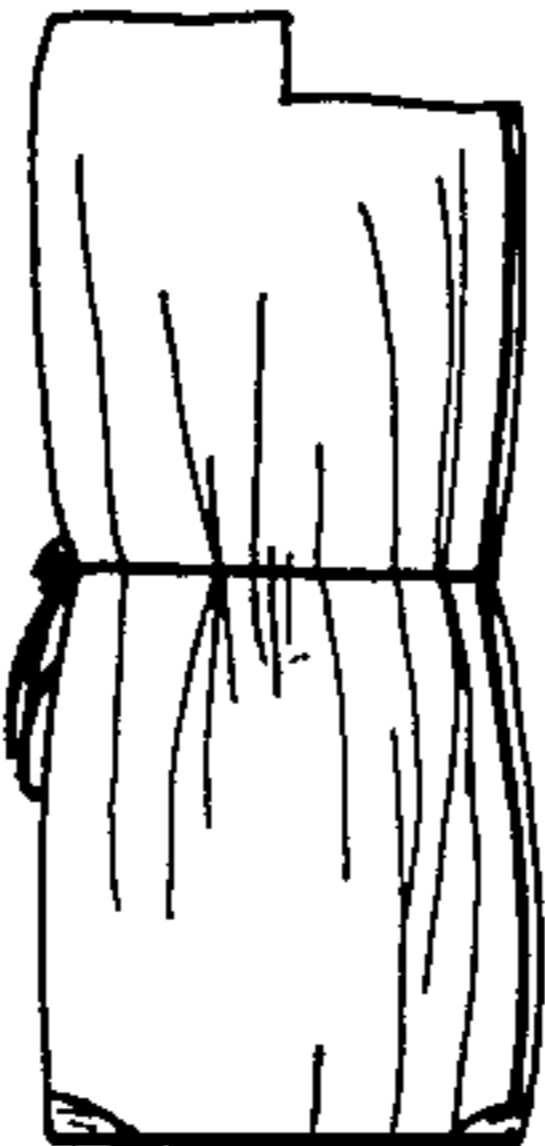


FIG. 4

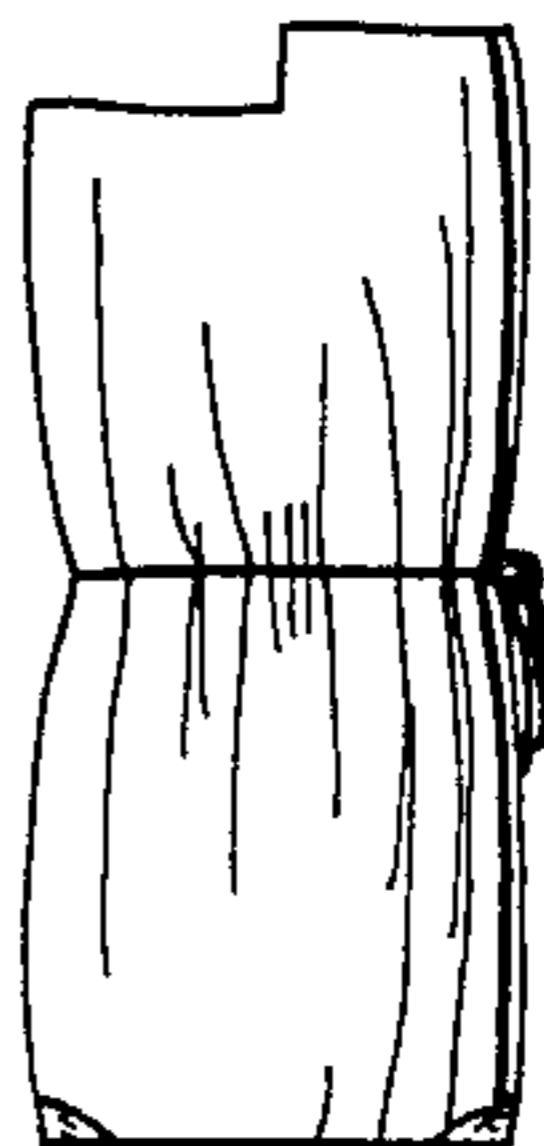


FIG. 5



FIG. 6