

[54] WRISTWATCH

[76] Inventor: Benjamin E. Woomer, 1597 E. 30th St., Cleveland, Ohio 44114

[**] Term: 14 Years

[21] Appl. No.: 892,709

[22] Filed: Aug. 1, 1986

[52] U.S. Cl. D10/39; D10/32

[58] Field of Search D10/30-39, D10/122-128; 368/276, 227, 280-282, 285

Jeweler's Circular-Keystone-3/79-p. 34-Watch at bottom center.

Jeweler's Circular-Keystone-5/81-p. 69-Watch at second from left.

European Jeweler-6/83-p. 44-Watch at bottom-right.

*Primary Examiner-Nelson C. Holtje
Attorney, Agent, or Firm-D. Peter Hochberg; Mark M. Kusner; Louis J. Weisz*

[57] CLAIM

The ornamental design for a wristwatch, as shown and described.

[56] References Cited

U.S. PATENT DOCUMENTS

D. 60,533 3/1922 Gruen D10/39

FOREIGN PATENT DOCUMENTS

241957 8/1946 Switzerland 368/282

OTHER PUBLICATIONS

Jeweler's Circular-Keystone-6/82-p. 63-Watches at center.

DESCRIPTION

FIG. 1 is a front elevational view of a wristwatch showing my new design;

FIG. 2 is a left side elevational view thereof;

FIG. 3 is a right side elevational view thereof;

FIG. 4 is a top plan view thereof;

FIG. 5 is a front elevational view thereof with the sun dial in an alternate position;

FIG. 6 is a rear elevational view thereof.

The broken-line showing of strap ends one environmental only and form no part of the claimed design.

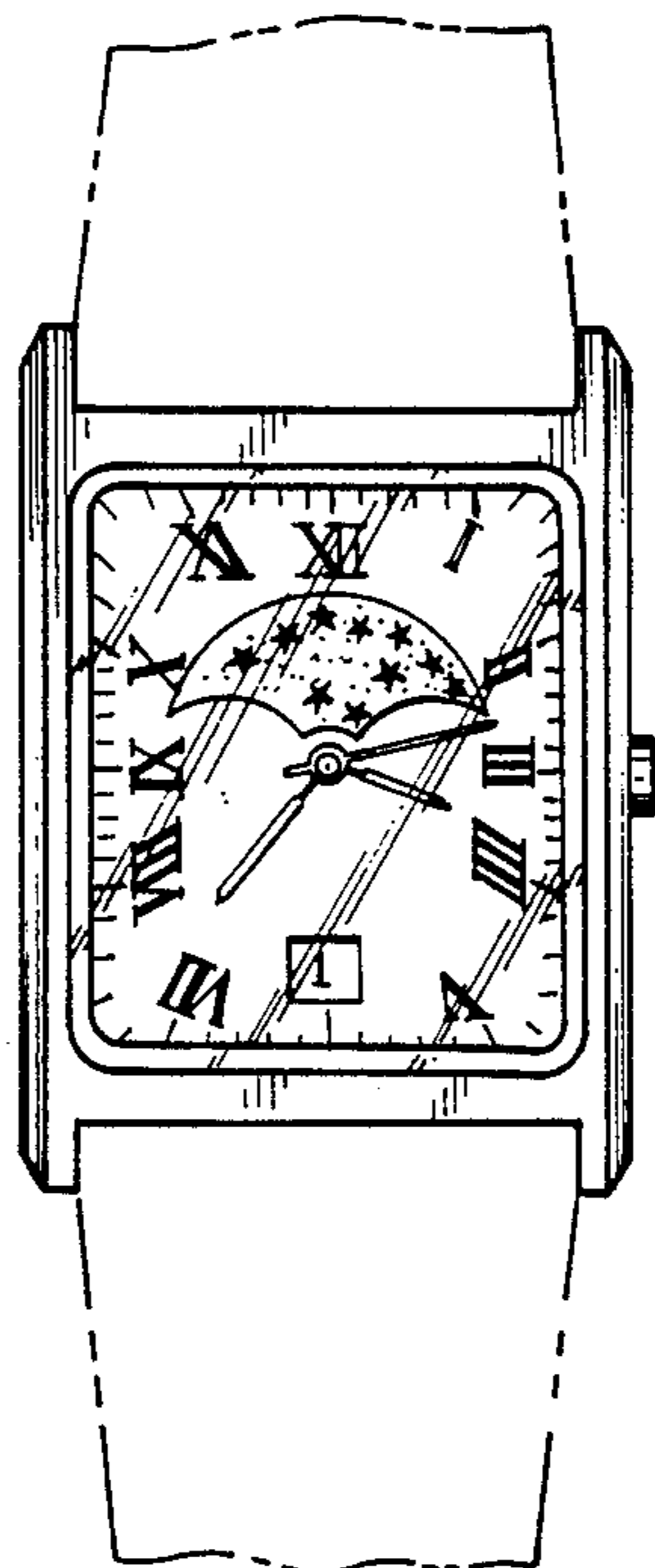


FIG.4


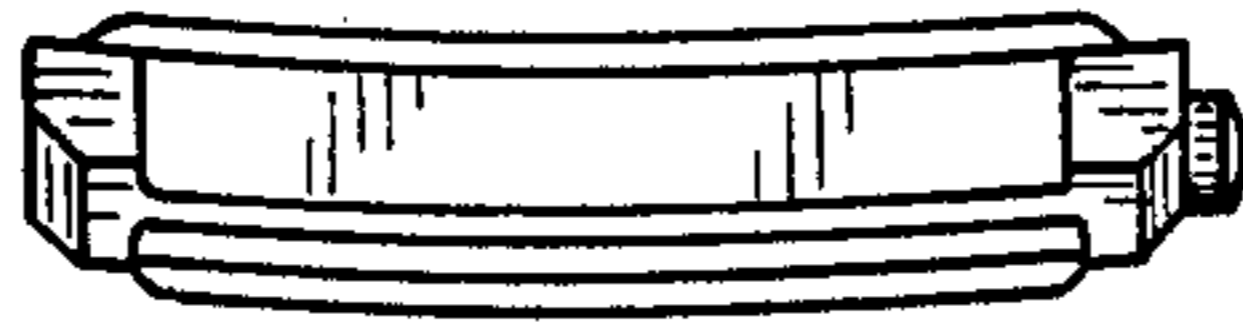


FIG.2

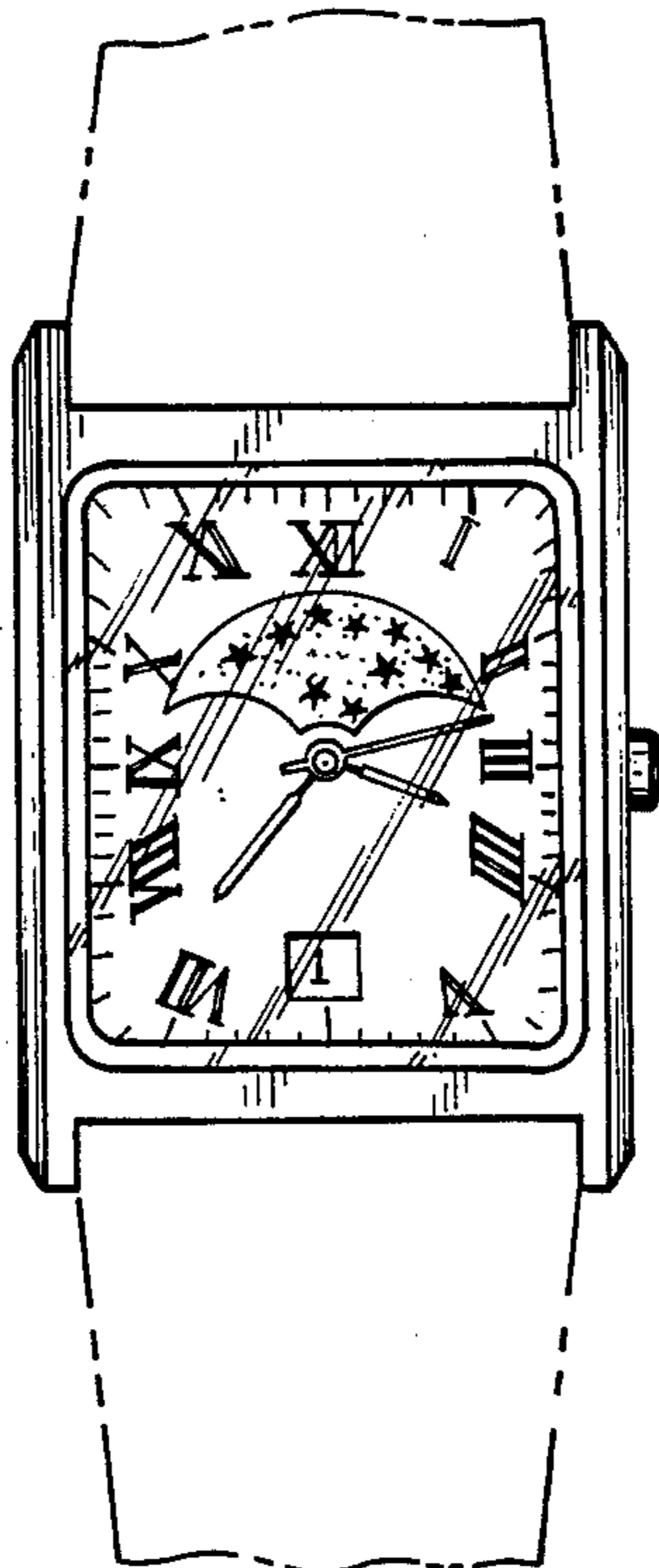


FIG.1

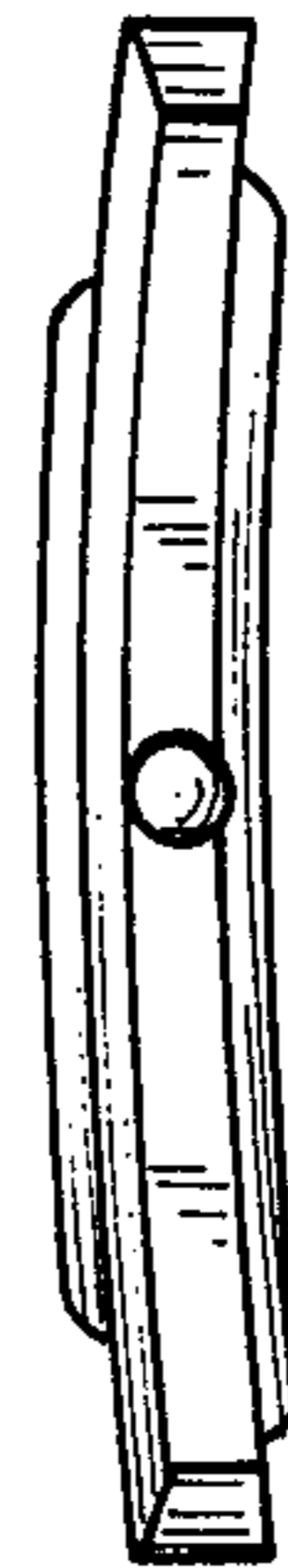


FIG.3




FIG.5




FIG.6