

[54] SUCTION CUP

[75] Inventor: William E. Adams, Portersville, Pa.

[73] Assignee: Adams Manufacturing, Portersville, Pa.

[**] Term: 14 Years

[21] Appl. No.: 806,191

[22] Filed: Nov. 22, 1985

[52] U.S. Cl. D8/354; 248/205.8; D8/71; 296/97.7; 52/203

[58] Field of Search D9/416, 439, 443, 347, D9/416, 440, 444, 454; D23/269; D8/71, 349, 354; 248/205.5, 205.8; 52/203; 296/97.7; D6/545, 553, 546, 552, 570, 525, 526, 528, 532, 538, 540, 524

[56] References Cited

U.S. PATENT DOCUMENTS

D. 128,642	8/1941	Preis	D9/416
D. 190,688	6/1961	Sisco	D9/416
D. 200,610	3/1965	Fill	D9/443

D. 237,171	10/1975	Norman	D9/347 X
D. 241,018	8/1976	De Amicis	D9/439
D. 258,496	10/1981	Ludwig et al.	D9/439
D. 282,616	2/1986	Gallagher et al.	D9/439 X
1,859,893	5/1932	Ritz-Woller	248/205.4 X
2,531,888	11/1950	Nye et al.	18/30
3,090,537	5/1963	Pasciak	D9/443 X
3,331,904	7/1967	Friedman	264/108
3,391,847	9/1968	Christine et al.	D9/443 X
3,473,681	10/1969	Hall, Jr.	D9/439 X

FOREIGN PATENT DOCUMENTS

699748 11/1953 United Kingdom 248/205.8

Primary Examiner—Horace B. Fay, Jr.

Attorney, Agent, or Firm—Buchanan Ingersoll

[57] CLAIM

The ornamental design for a suction cup, as shown and described.

DESCRIPTION

FIG. 1 is a side view of a suction cup embodying my new design;

FIG. 2 is a top plan view of the suction cup; and

FIG. 3 is a bottom plan view of the suction cup.

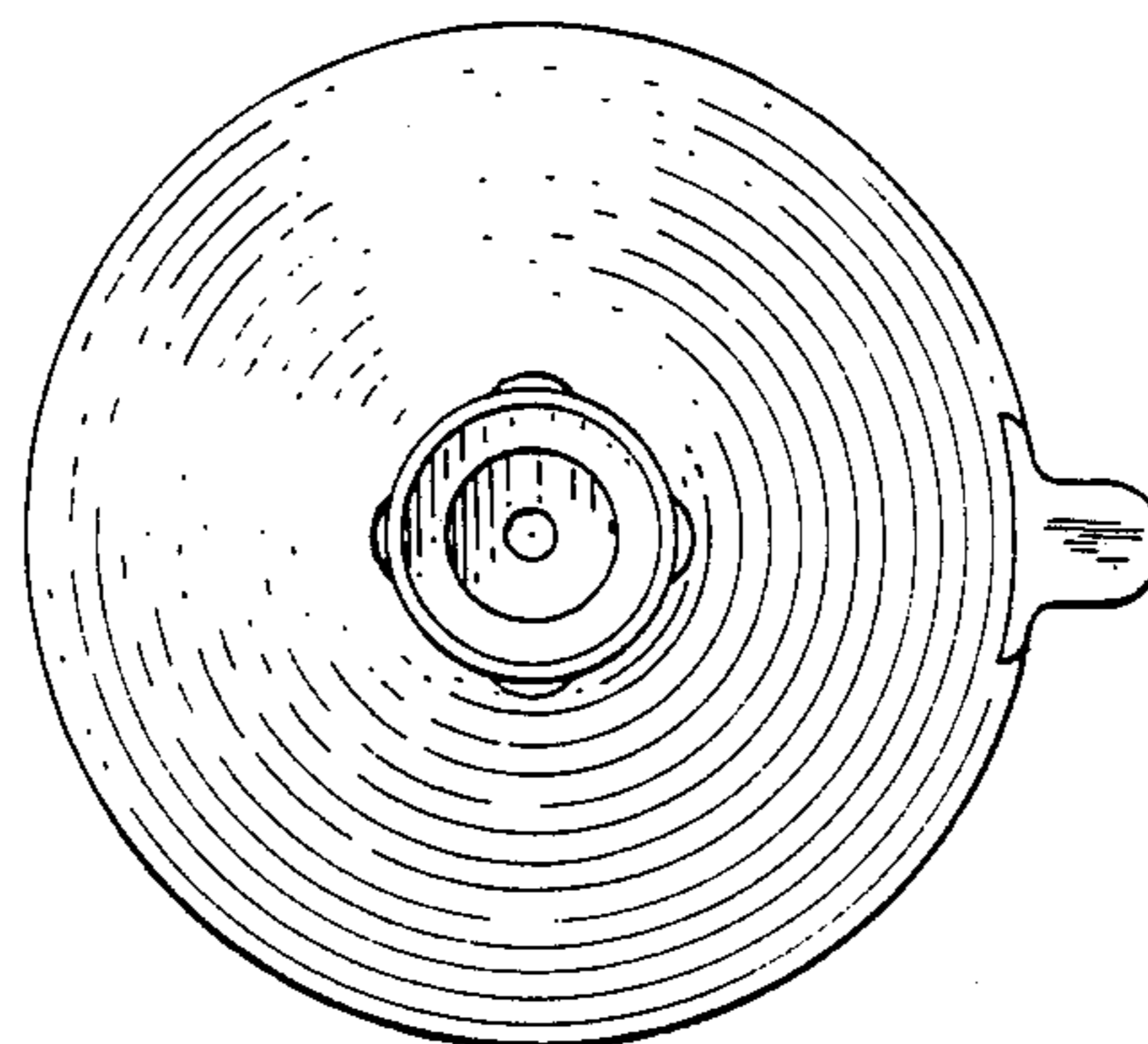
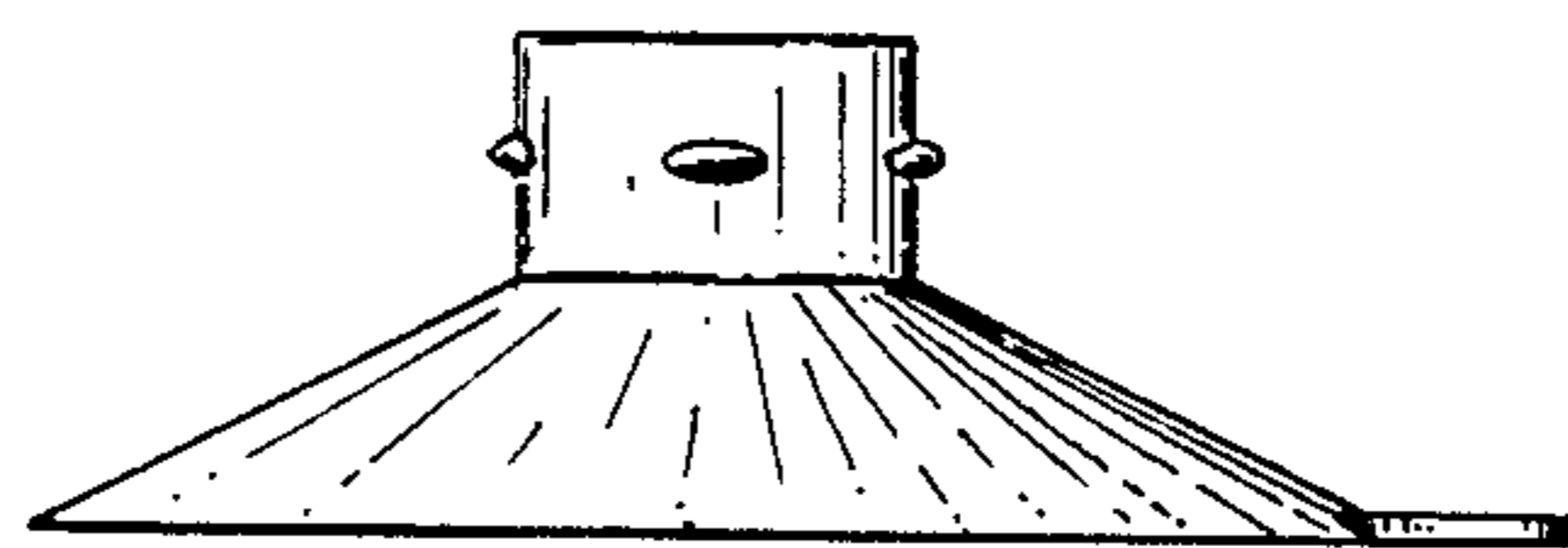


Fig. 1.

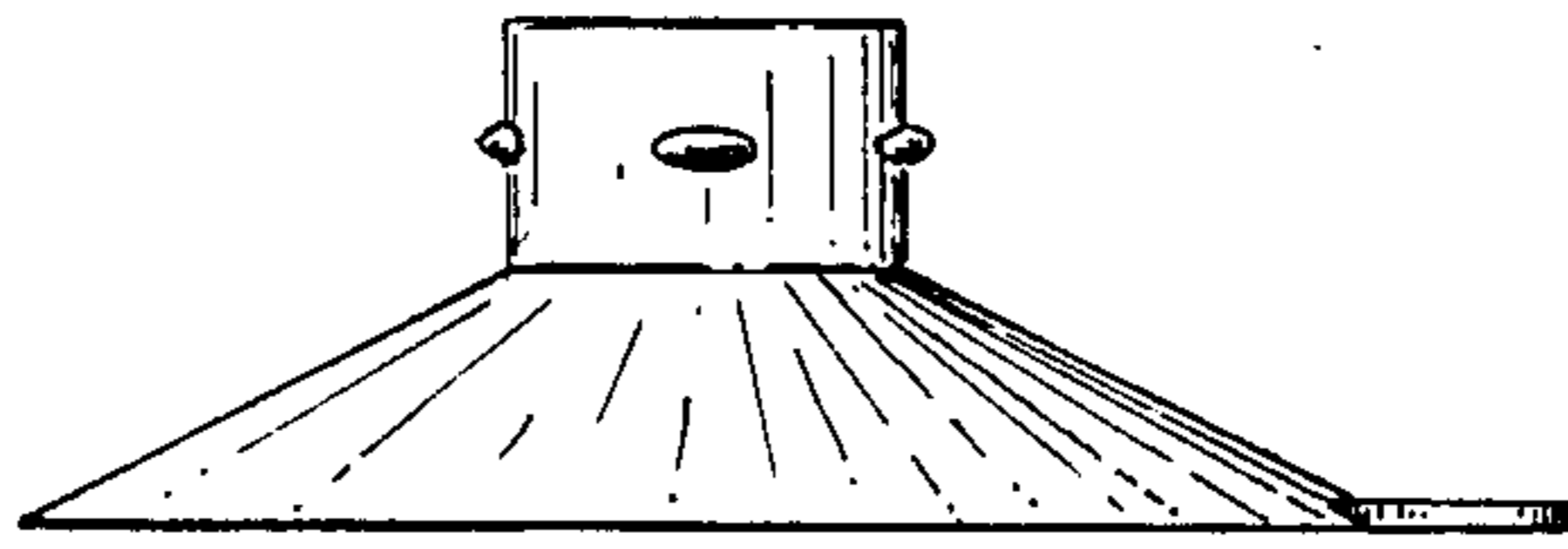


Fig. 2.

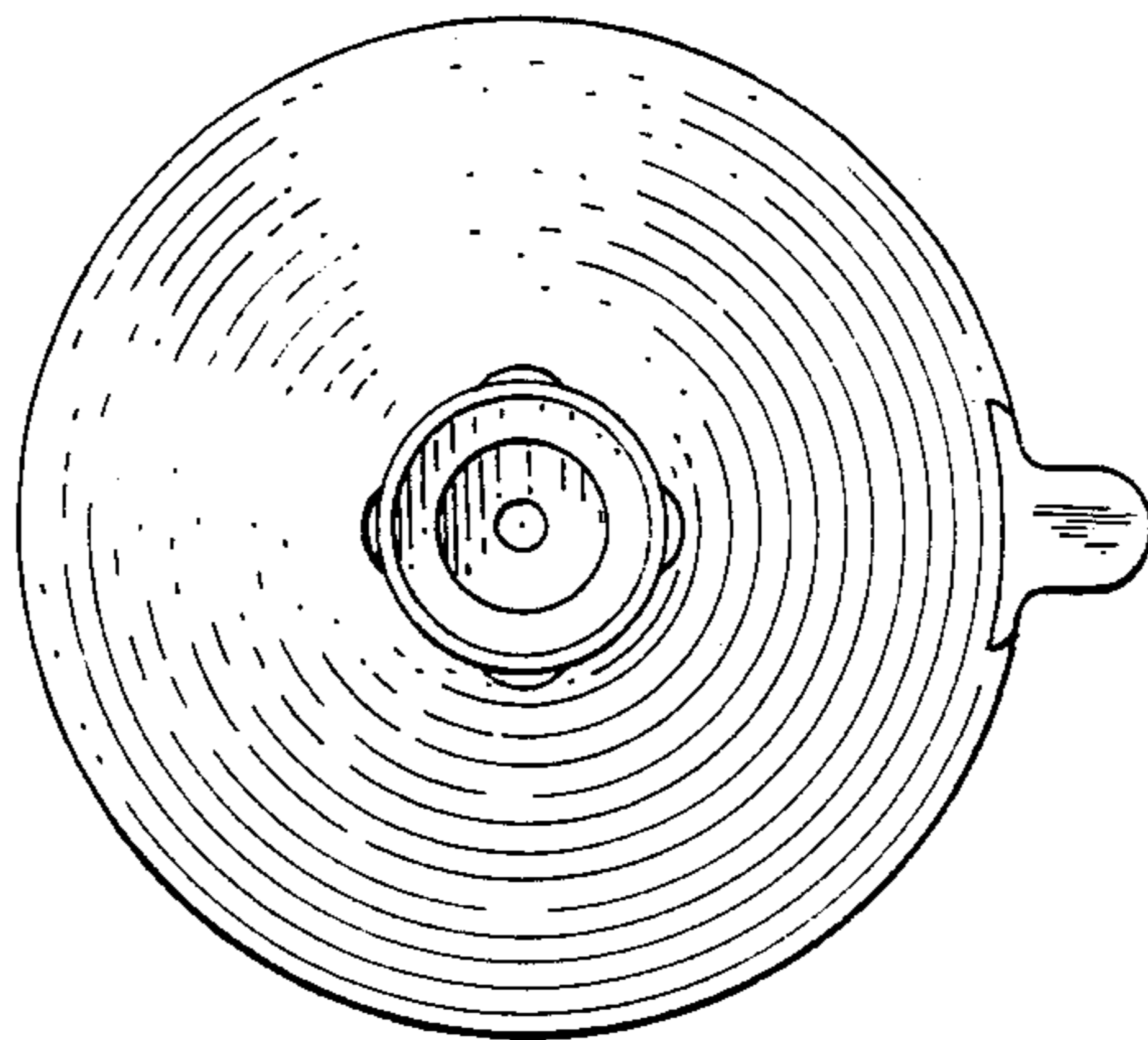
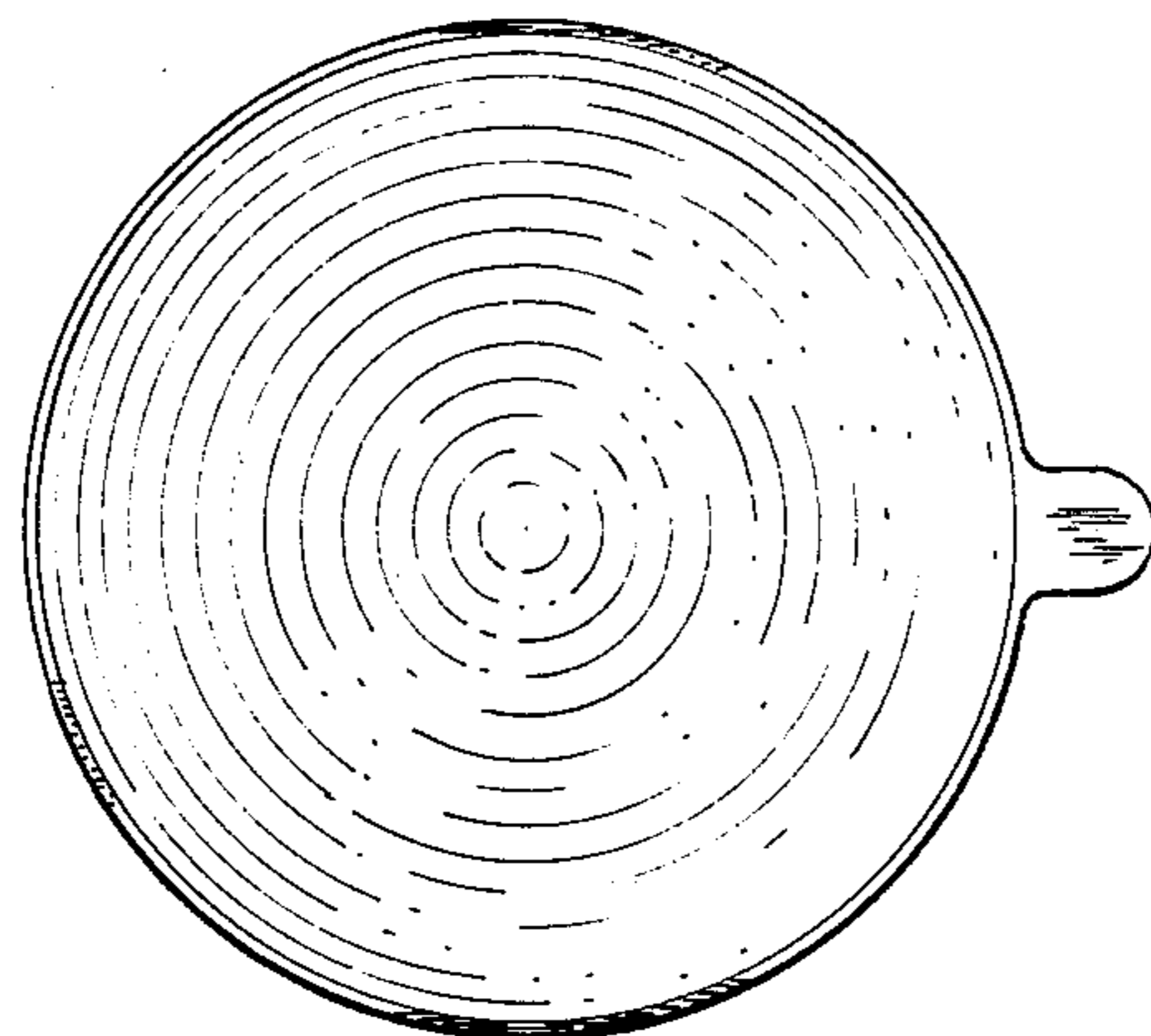


Fig. 3.



Disclaimer

D. 302,107 - William E. Adams, Portersville, Pa. SUCTION CUP. Patent dated July 11, 1989.
Disclaimer filed December 10, 1998, by the assignee, Adams Manufacturing.

Hereby enters this disclaimer to all claims of said patent.
(*Official Gazette*, July 27, 1999)