

[54] INFANT'S FEEDING SPOON

[75] Inventor: Mark W. Bergman, Minnetonka, Minn.

[73] Assignee: Harber, Inc., Eden Prairie, Minn.

[\*\*] Term: 14 Years

[21] Appl. No.: 915,335

[22] Filed: Oct. 3, 1986

[52] U.S. Cl. .... D7/141; D7/143; D21/129

[58] Field of Search ..... D7/138, 141, 143; D21/129; D10/119; D8/100, 103

[56] References Cited

U.S. PATENT DOCUMENTS

- D. 22,561 6/1893 O'Brien ..... D7/143
- D. 132,012 4/1942 Miller ..... D7/24
- D. 158,818 5/1950 Titensky ..... D7/141
- D. 166,914 6/1952 Hepner ..... D7/143
- D. 172,480 6/1954 Silletti ..... D7/143
- D. 193,018 6/1962 Larsen ..... D7/143
- D. 194,780 3/1963 Gordon ..... D7/143 X

- D. 197,346 1/1964 Kramer .
- D. 205,187 7/1966 Thompson ..... D21/129
- D. 231,721 6/1974 Pearson, Jr. .... D7/141
- D. 257,757 1/1981 Acker ..... D7/143
- D. 283,017 3/1986 Henry ..... D10/119
- 668,004 2/1901 Bergwitz .


Primary Examiner—Winifred E. Herrmann  
Attorney, Agent, or Firm—Kinney & Lange


[57] CLAIM

The ornamental design for an infant's feeding spoon, as shown and described.


DESCRIPTION

FIG. 1 is a perspective view of an infant's feeding spoon showing my new design;  
 FIG. 2 is a side elevational view thereof, the left side and right side elevational views being similar;  
 FIG. 3 is a top plan view thereof;  
 FIG. 4 is a bottom plan view thereof;  
 FIG. 5 is an end elevational view as viewed from the left-hand side of FIG. 2; and  
 FIG. 6 is an end elevational view as viewed from the right-hand side of FIG. 2.






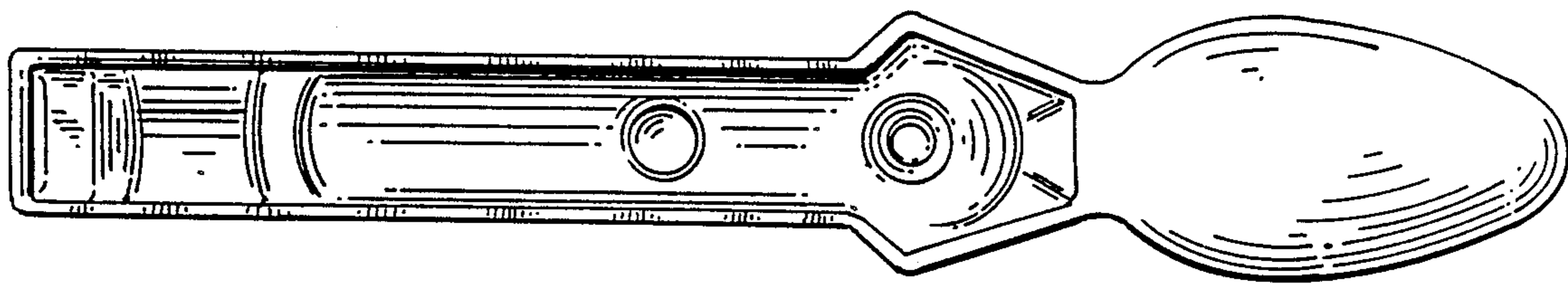
*Fig. 1*



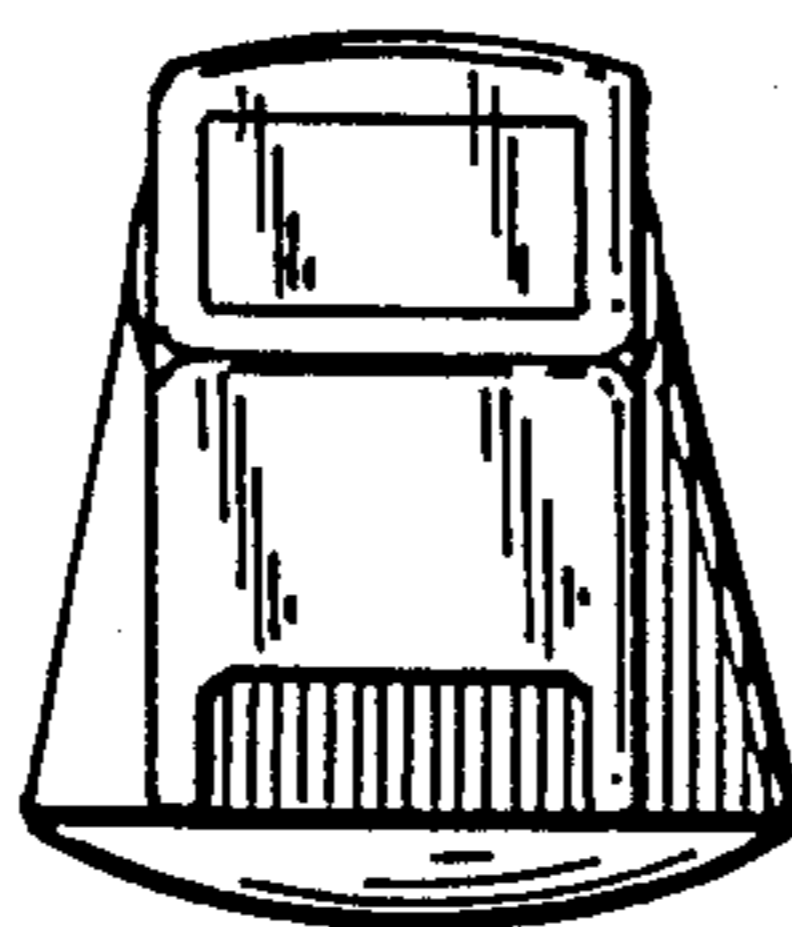
*Fig. 2*




*Fig. 3*



*Fig. 4*



*Fig. 5*



*Fig. 6*