

[54] **CABINET RAILING**

[75] **Inventor: M. John Clark, Dickinson, N. Dak.**

[73] **Assignee: TMI Systems Design Corporation,
Dickinson, N. Dak.**

[**] **Term: 14 Years**

[21] **Appl. No.: 867,295**

[22] **Filed: May 23, 1986**

[52] **U.S. Cl. D6/491; D8/403**

[58] **Field of Search D25/102, 104, 106, 109,
D25/126, 136, 164, 119, 120, 125; D6/449, 491;
D8/400, 402, 403; 52/737, 588; 248/345.1**

[56] **References Cited**

U.S. PATENT DOCUMENTS

D. 251,445 3/1979 Bancroft D25/119
D. 253,130 10/1979 Broadbent D25/125
D. 283,294 4/1986 Bancroft D25/119 X
D. 283,295 4/1986 Bancroft D25/119

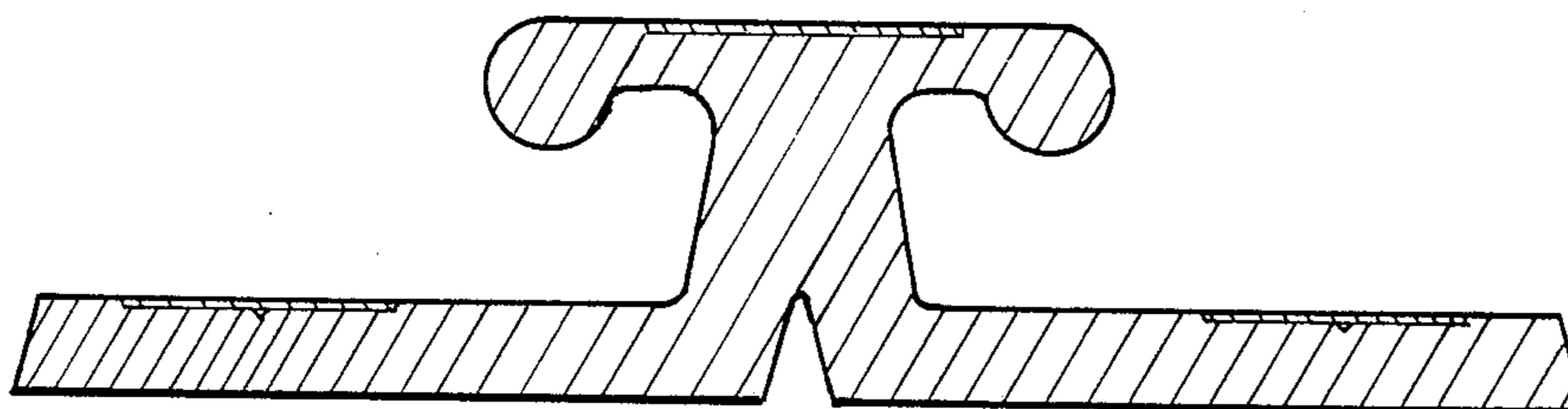
Primary Examiner—Carmen H. Vales-Lado
Assistant Examiner—Mark Baldwin
Attorney, Agent, or Firm—Palmatier & Sjoquist

[57] **CLAIM**

The ornamental design for a cabinet railing, as shown.

DESCRIPTION

FIG. 1 is a sectional view of the cabinet railing showing my new design;
FIG. 2 is a front elevational view thereof; and
FIG. 3 is a side view thereof.
A railing for use in the support of cabinets and the like.



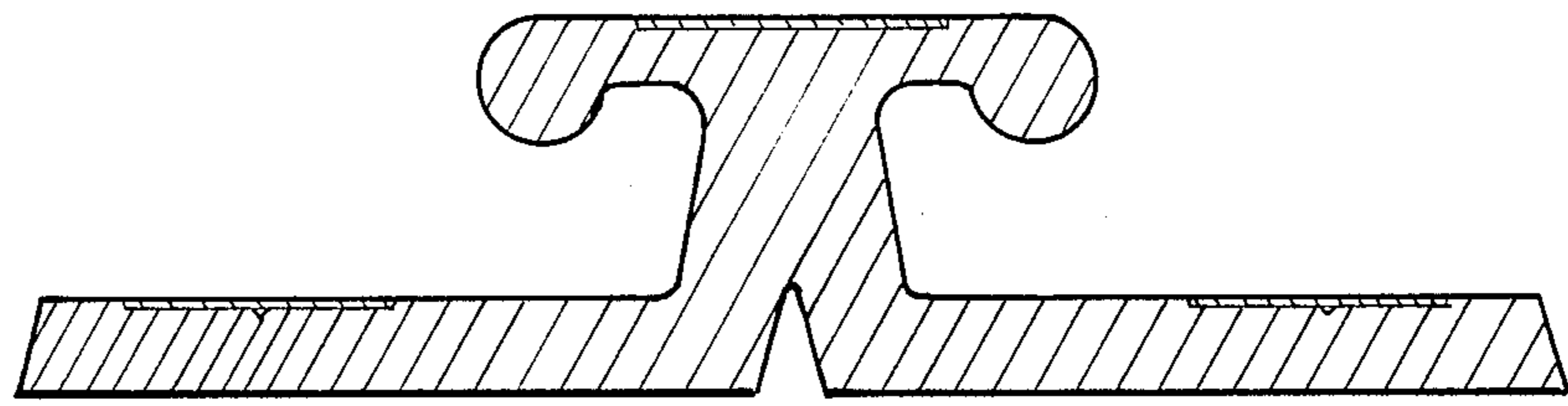


Fig. 1.

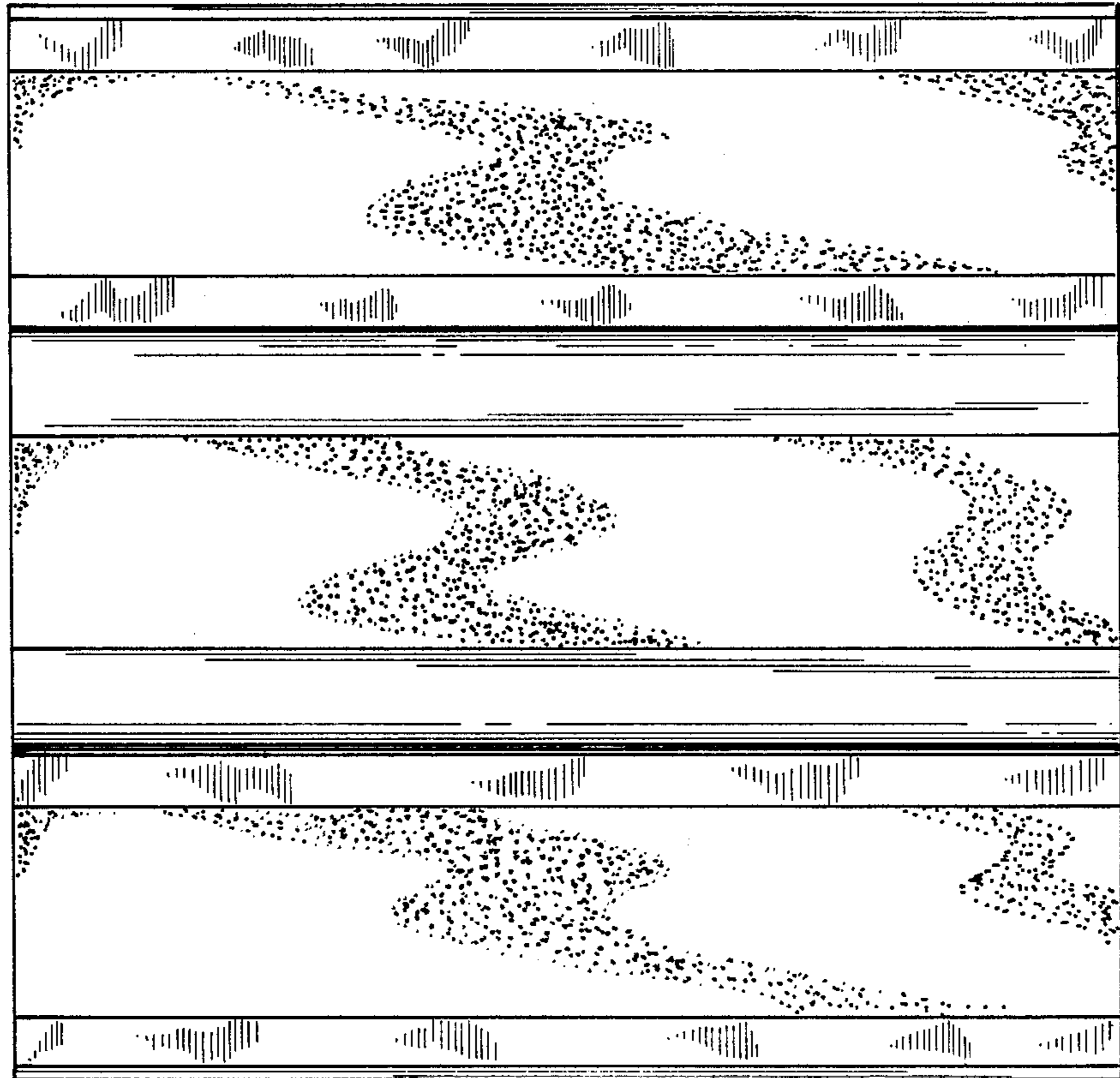


Fig. 2.

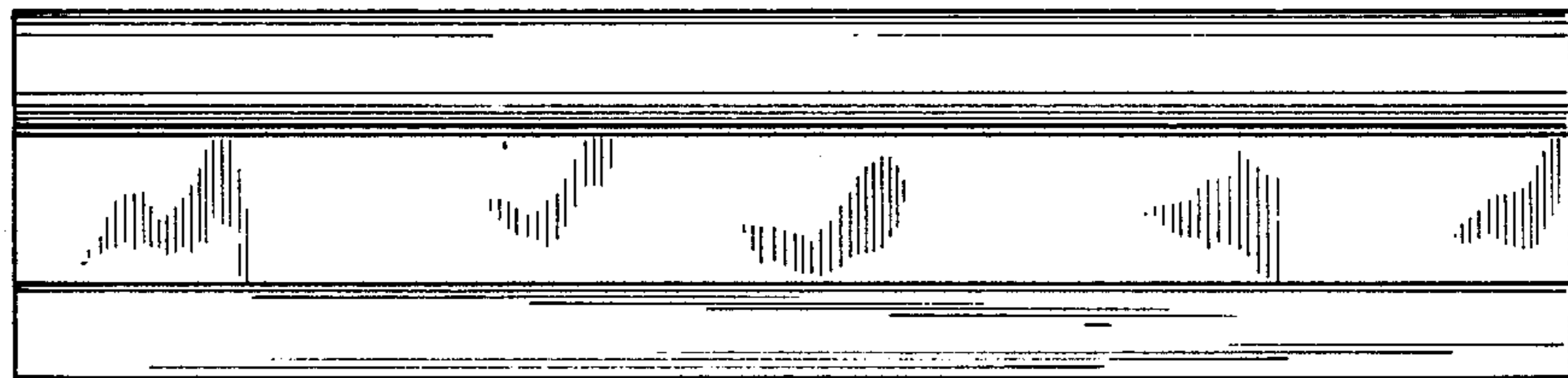


Fig. 3.