

[54] **HAND-GRIP FOR A LUGGAGE CASE**

[75] **Inventor: Hyun S. Kim, New Castle, Pa.**

[73] **Assignee: Airway Industries, Inc., Ellwood City, Pa.**

[**] **Term: 14 Years**

[21] **Appl. No.: 67,684**

[22] **Filed: Jun. 29, 1987**

Related U.S. Application Data

[63] Continuation of Ser. No. 868,099, May 29, 1986, Pat. No. 4,696,077.

[52] **U.S. Cl.** **D8/317**

[58] **Field of Search** **D8/300, 306, 316, 317, D8/320; D3/37, 72, 73, 76, 77; 150/110; 190/39, 115, 116, 117, 118; 16/110 R, 116 R, 125, 126**

[56] **References Cited**

U.S. PATENT DOCUMENTS

D. 256,550	8/1980	Koffler	D8/316
D. 274,387	6/1984	Davis et al.	D3/77
4,696,077	9/1987	Kim	16/125
4,782,556	11/1988	Kim	190/115

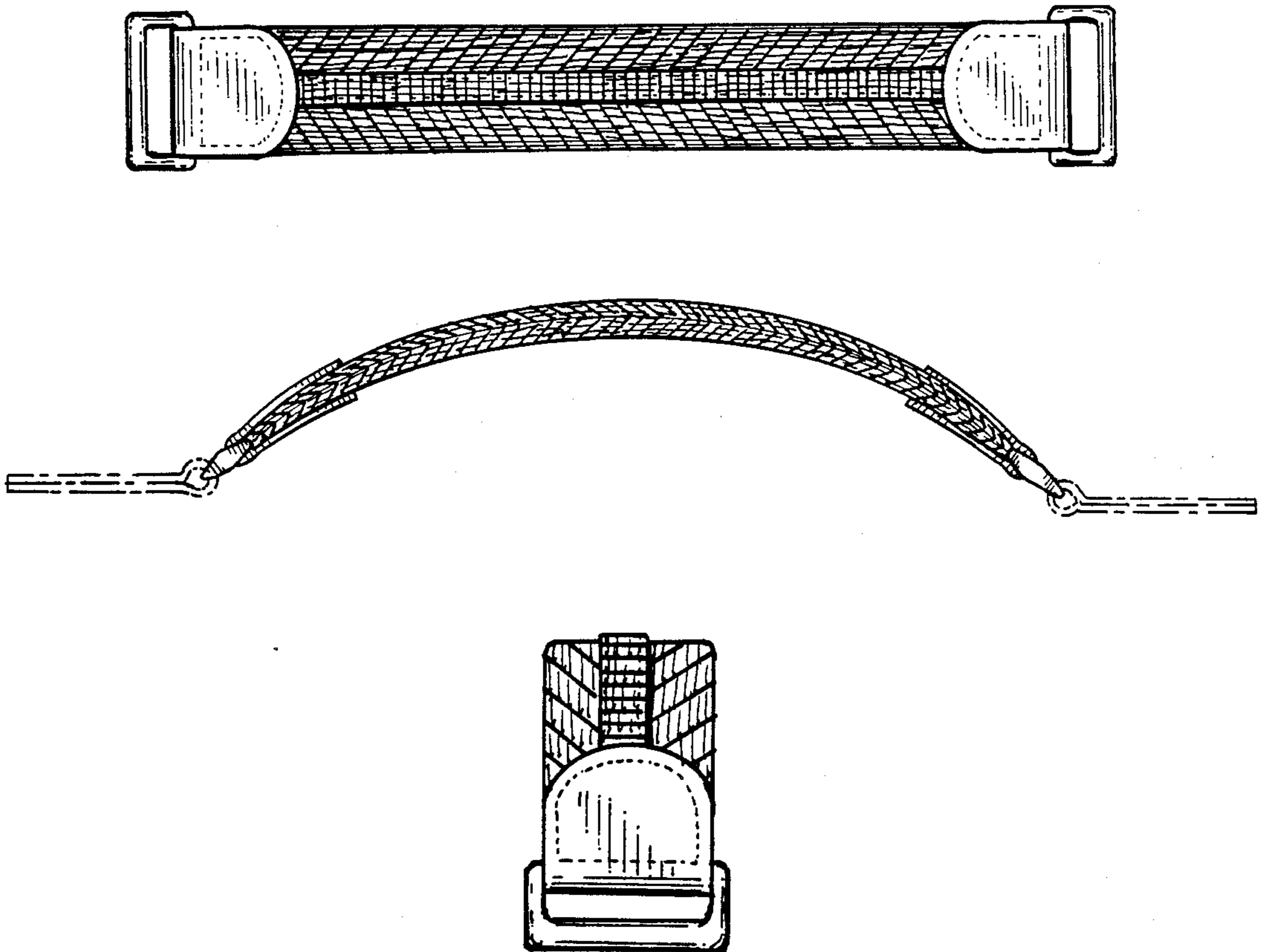
Primary Examiner—B. J. Bullock
Attorney, Agent, or Firm—Walter J. Blenko, Jr.;
Suzanne Kikel

[57] **CLAIM**

The ornamental design for a hand-grip for a luggage case, as shown and described.

DESCRIPTION

FIG. 1 is a top plan view of a hand-grip for luggage case showing my new design;
FIG. 2 is a bottom plan view thereof;
FIG. 3 is a front elevational view thereof;
FIG. 4 is a rear elevational view thereof;
FIG. 5 is an end elevational view thereof; and
FIG. 6 is an end elevational view thereof, opposite to and identical to FIG. 5.
The anchoring tabs are shown in broken lines for illustrative purposes only.



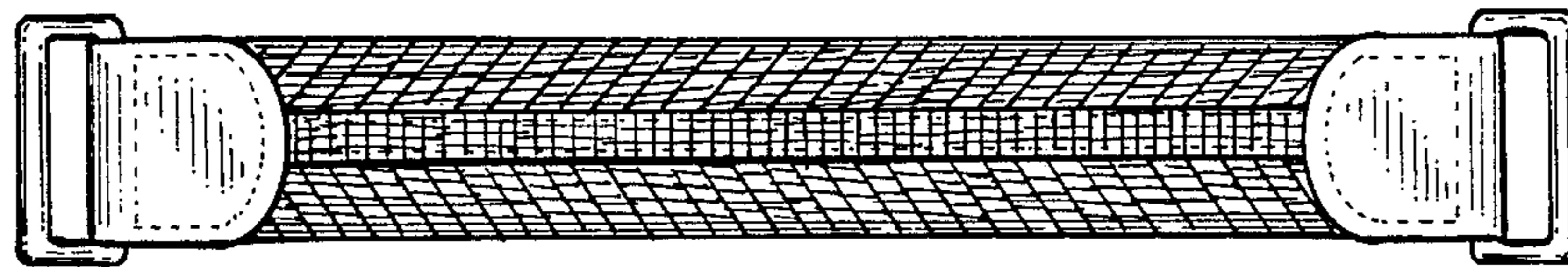


FIG. 1

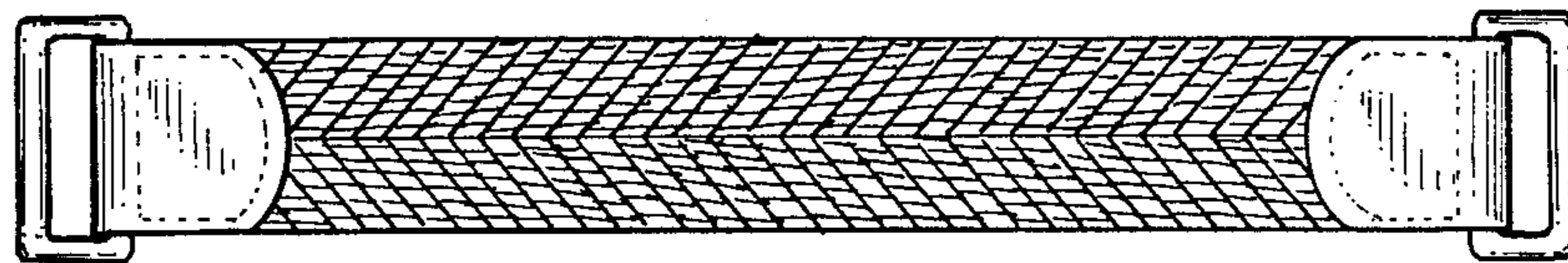


FIG. 2

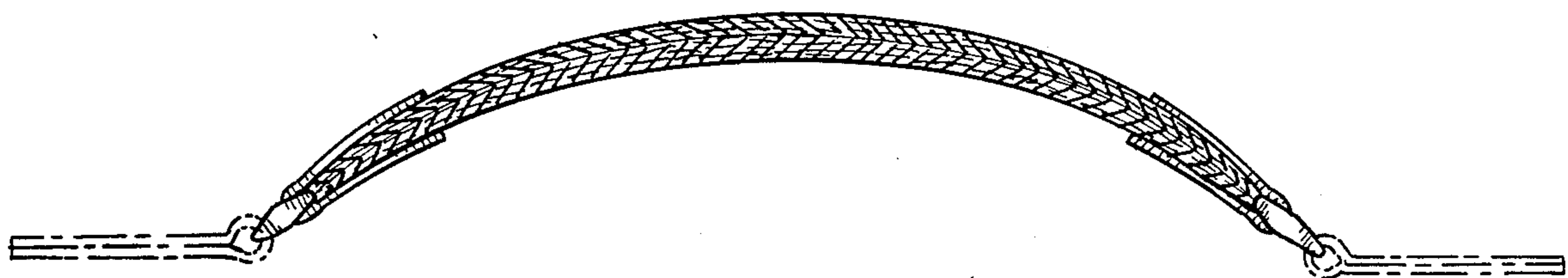


FIG. 3

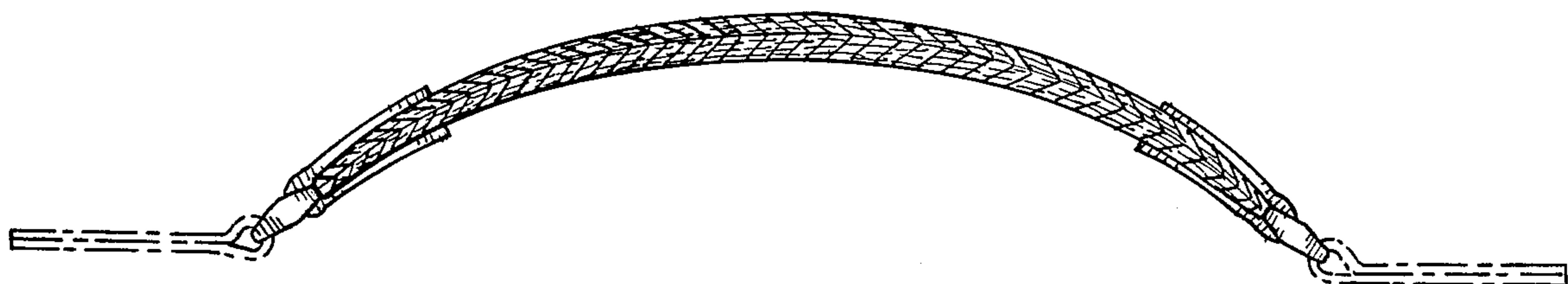


FIG. 4




FIG. 5




FIG. 6