

# United States Patent [19]

Yoshikawa

[11] Patent Number: **Des. 302,069**

[45] Date of Patent: **\*\* Jul. 4, 1989**

[54] DUST BASKET

[75] Inventor: **Toshimichi Yoshikawa, Nara, Japan**

[73] Assignee: **Kabushiki Kaisha Yoshikawa Kuni Kogyosho, Nara, Japan**

[\*\*] Term: **14 Years**

[21] Appl. No.: **869,939**

[22] Filed: **Jun. 2, 1986**

[30] **Foreign Application Priority Data**

Dec. 17, 1985 [JP] Japan ..... 60-52718

[52] U.S. Cl. .... **D34/40**

[58] Field of Search ..... **D34/40-46;**  
**D11/143, 152, 155; D32/36, 37, 53; 147/48;**  
**150/48-51; 206/44 K, 44 R, 503, 510-515, 506,**  
**519; 220/19, 83, 94 R, 94 A, 95, DIG. 12, DIG.**  
**14; 229/914, 915**

[56] **References Cited**

**U.S. PATENT DOCUMENTS**

D. 181,500	11/1957	Snyder	.....	D32/37
D. 233,207	10/1974	Molzen	.....	D32/37
2,630,938	3/1953	Burnett	.....	150/48
3,126,139	3/1964	Schechter	.....	220/83
3,374,922	3/1968	Shelby	.....	220/83

*Primary Examiner*—Bernard Ansher

*Assistant Examiner*—Prabhakar Deshmukh

*Attorney, Agent, or Firm*—Stevens, Davis, Miller & Mosher

[57] **CLAIM**

The ornamental design for a dust basket, as shown and described.

**DESCRIPTION**

FIG. 1 is a front elevation of a dust basket showing my new design, the rear side elevation is similar to the front elevation;

FIG. 2 is a top plan view thereof;

FIG. 3 is a right side elevation thereof, the left side elevation is similar to the right side elevation; and

FIG. 4 is a bottom plan view thereof.

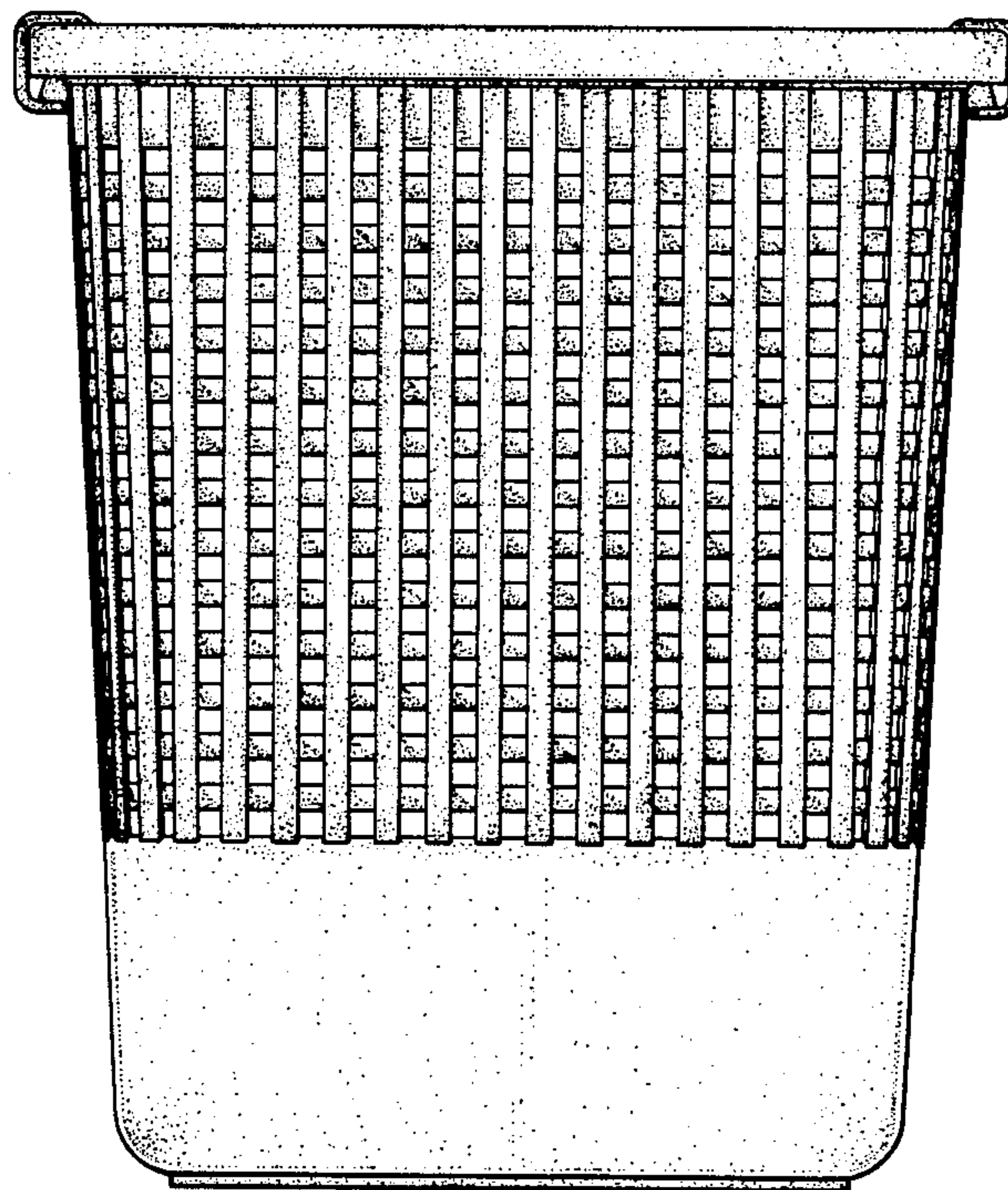


FIG. 1

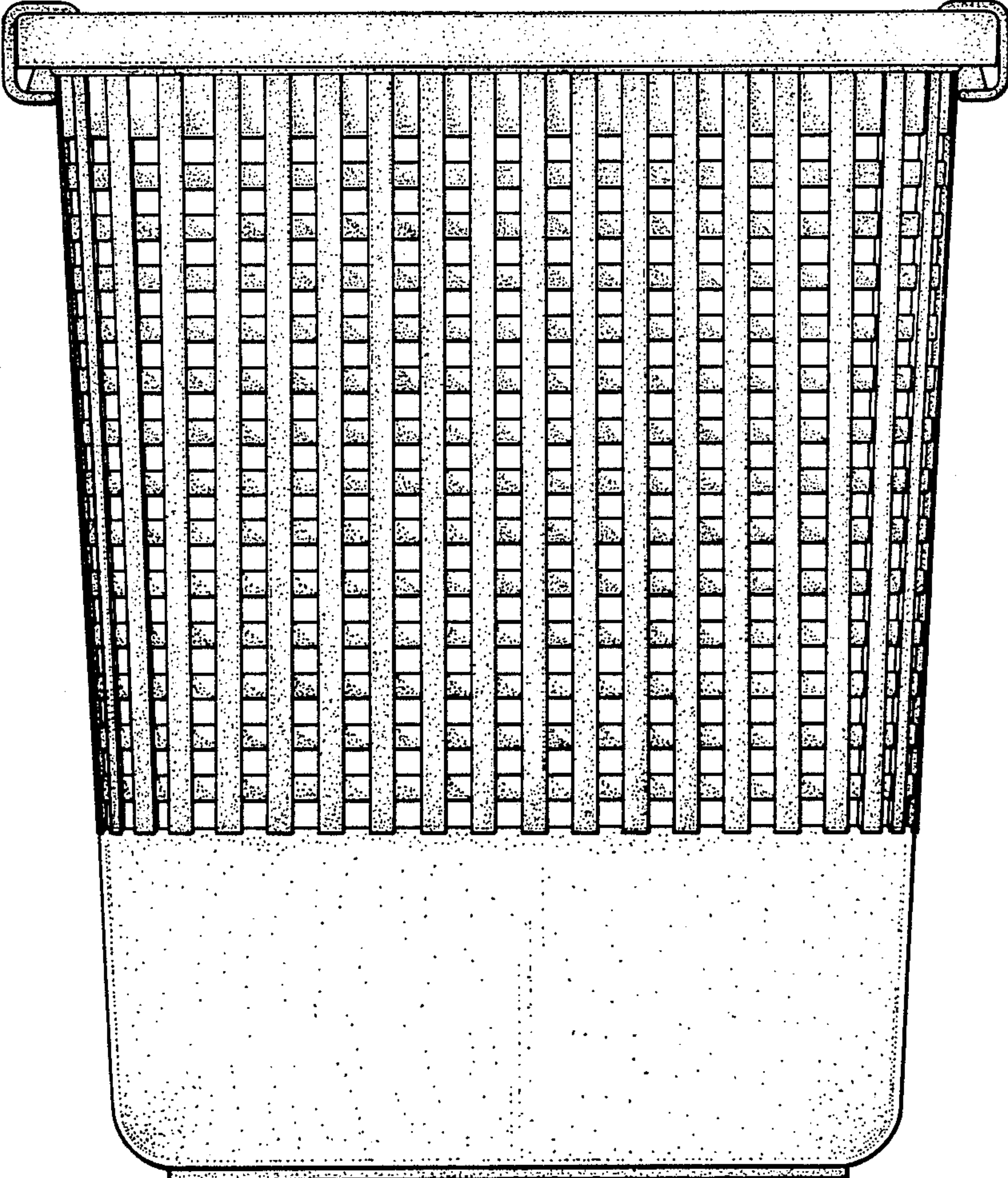


FIG. 2




FIG. 4

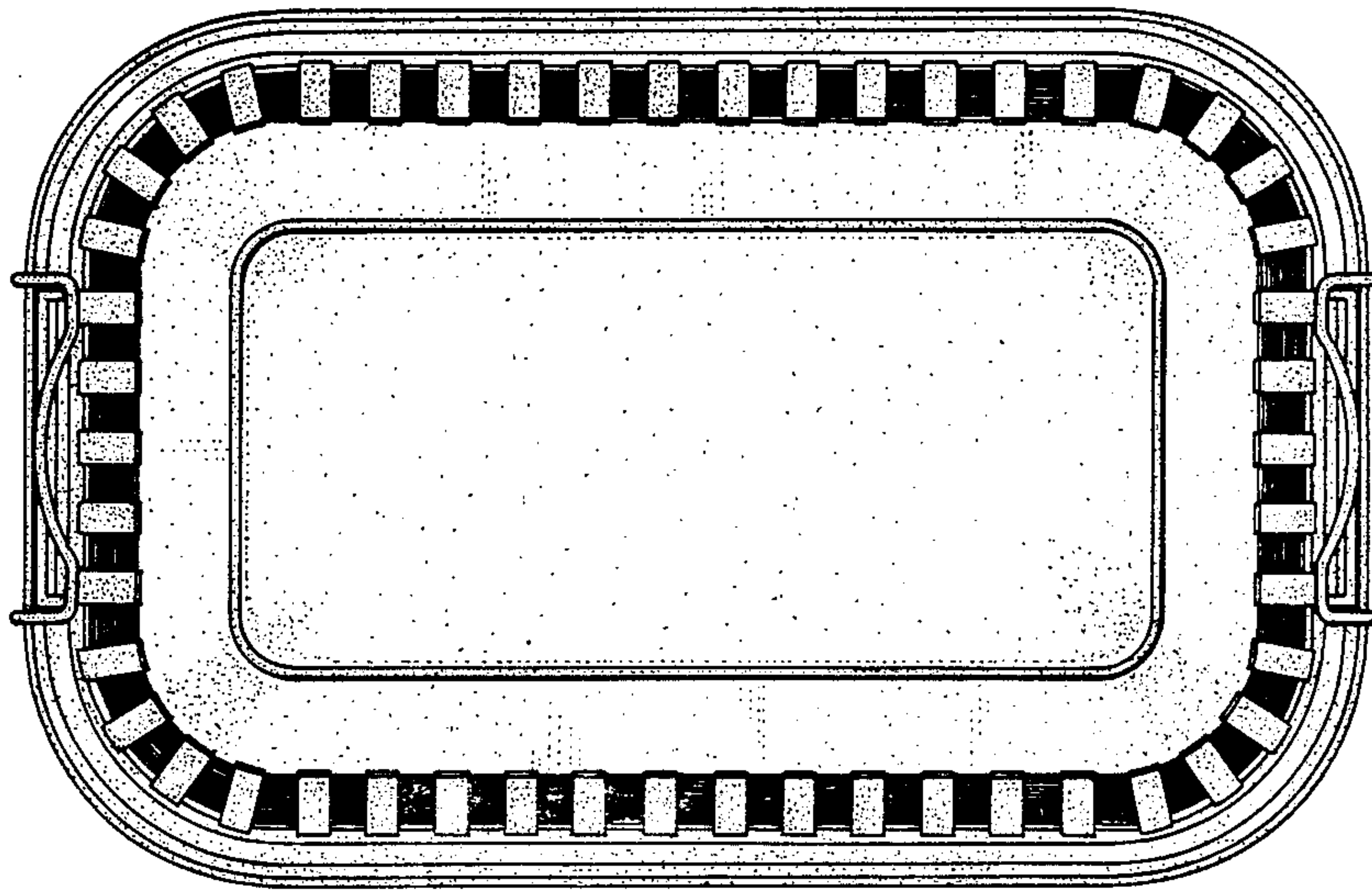




FIG. 3

