

[54] **REAR VIEW MIRROR OR SIMILAR ARTICLE**
 [75] **Inventor: Bernard C. Sharp, White Plains, N.Y.**
 [73] **Assignee: Parker Hannifin Corporation, Cleveland, Ohio**
 [**] **Term: 14 Years**
 [21] **Appl. No.: 66,874**
 [22] **Filed: Jun. 25, 1987**
 [52] **U.S. Cl. D12/187**
 [58] **Field of Search D12/187; 350/600, 605, 350/631, 635, 636; 248/475.1, 479, 484, 485, 487**

D. 268,664	4/1983	Sharp	D12/187
D. 268,665	4/1983	Sharp	D12/187
D. 270,437	9/1983	Sharp	D12/187
D. 276,802	12/1984	Haack	D12/187
D. 294,365	2/1988	Nishibori et al.	D12/187
2,419,306	4/1947	Zieler	248/226
2,436,678	2/1948	Somers	287/12
4,073,461	2/1978	Lopez et al.	248/475 R
4,120,476	10/1978	Bourassa et al.	248/486
4,227,671	10/1980	Bourassa et al.	248/480
4,244,548	1/1981	Sharp	248/481
4,256,375	3/1981	Sharp	350/289
4,394,066	7/1983	Sharp	350/307
4,466,594	8/1984	Sharp	248/484
4,504,116	3/1985	Sharp	350/637
4,645,170	2/1987	Sharp	350/632

Primary Examiner—James M. Gandy
Attorney, Agent, or Firm—Ralph E. Jocke

[56] **References Cited**
U.S. PATENT DOCUMENTS


D. 144,750	5/1946	Somers	D12/187
D. 149,973	6/1948	Robins	D12/189
D. 174,433	4/1955	Karp	D12/187
D. 178,645	9/1956	Collura	D12/187
D. 178,646	9/1956	Collura	D12/189
D. 178,647	9/1956	Collura	D12/187
D. 178,648	9/1956	Collura	D12/189
D. 186,877	12/1959	Long	D12/187
D. 210,657	4/1968	Bullis	D12/189
D. 241,030	8/1976	Bourassa et al.	D12/187
D. 241,532	9/1976	Bourassa et al.	D12/187
D. 268,575	4/1983	Sharp	D12/187
D. 268,576	4/1983	Sharp	D12/187

[57] **CLAIM**

The ornamental design for a rear view mirror or similar article, as shown.

DESCRIPTION

FIG. 1 is a rear perspective view of a rear view mirror or similar article showing my new design;
 FIG. 2 is a rear elevational view thereof;
 FIG. 3 is a front elevational view thereof;
 FIG. 4 is a bottom plan view thereof;
 FIG. 5 is a top plan view thereof;
 FIG. 6 is a right side elevational view thereof;
 FIG. 7 is a left side elevational view thereof.






FIG. 1

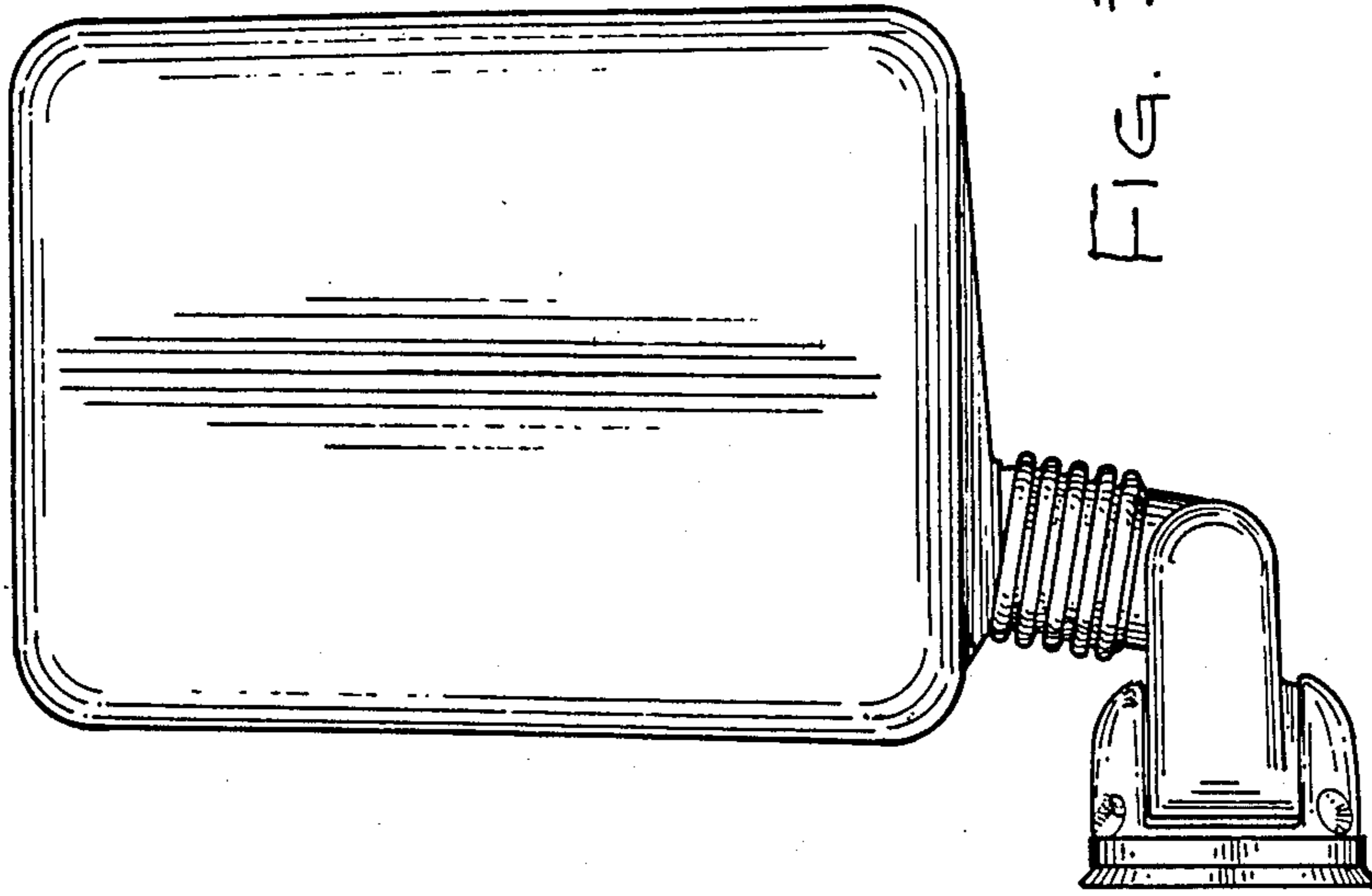


FIG. 3

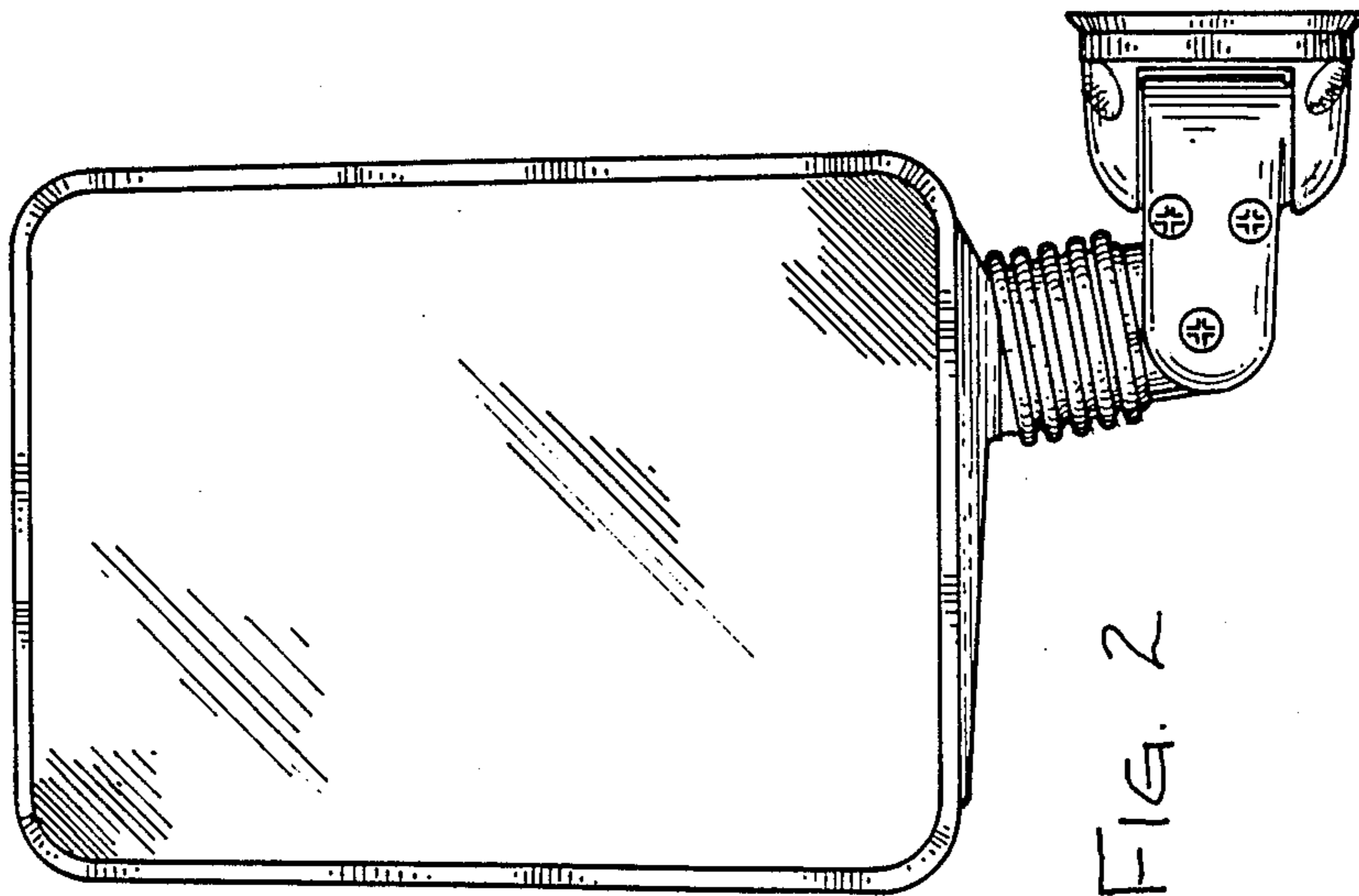


FIG. 2

FIG. 5

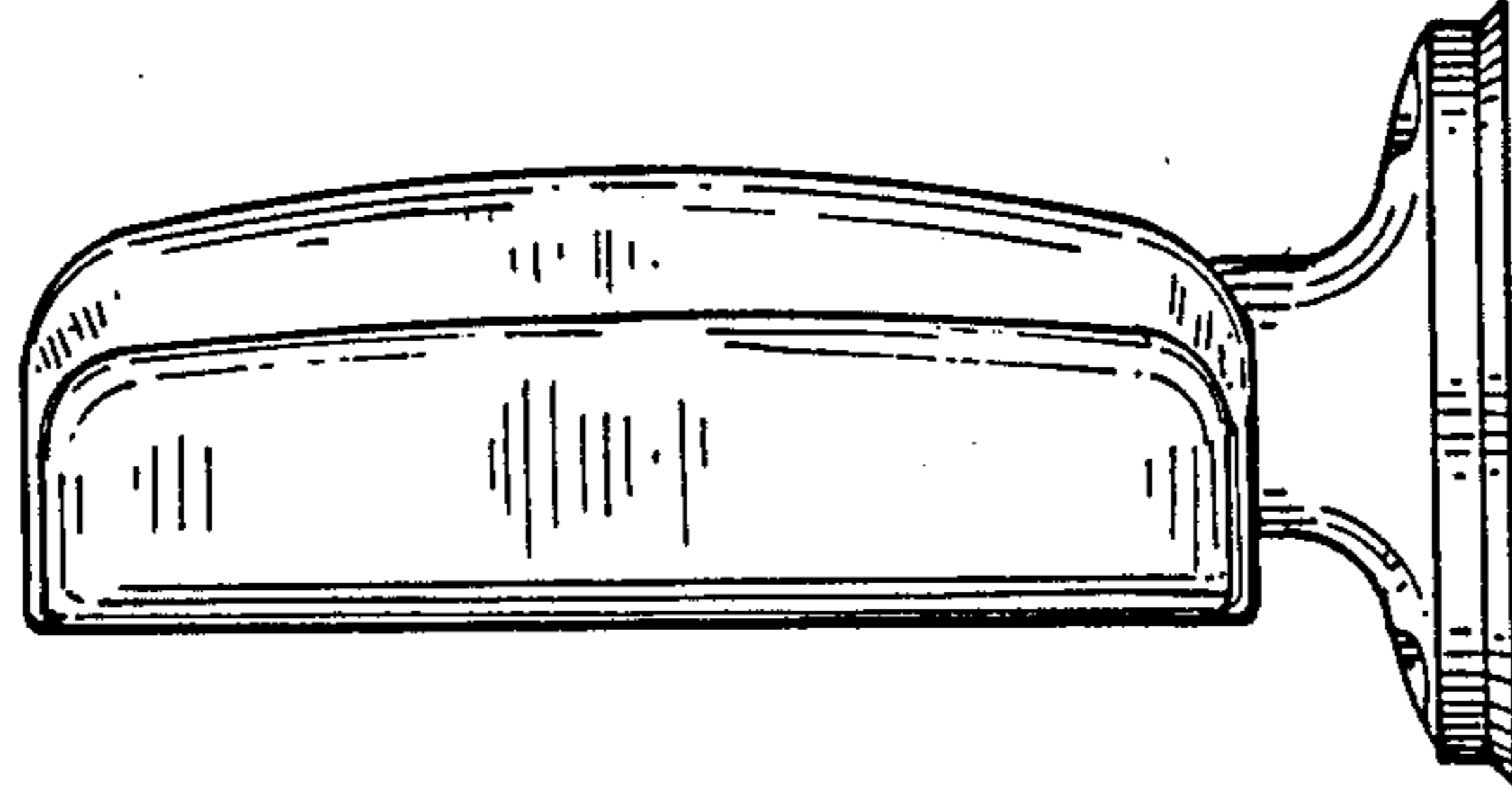
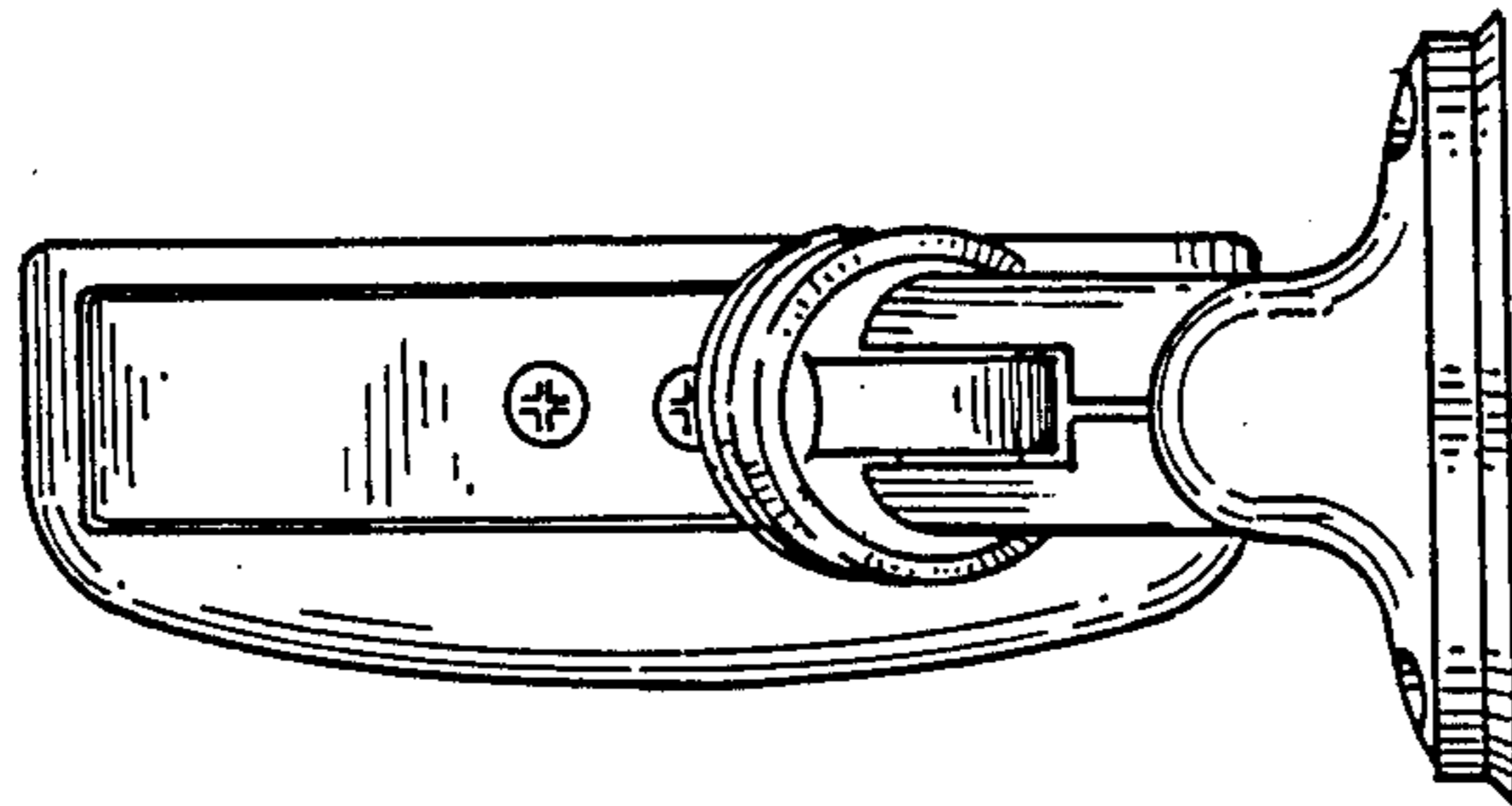


FIG. 4



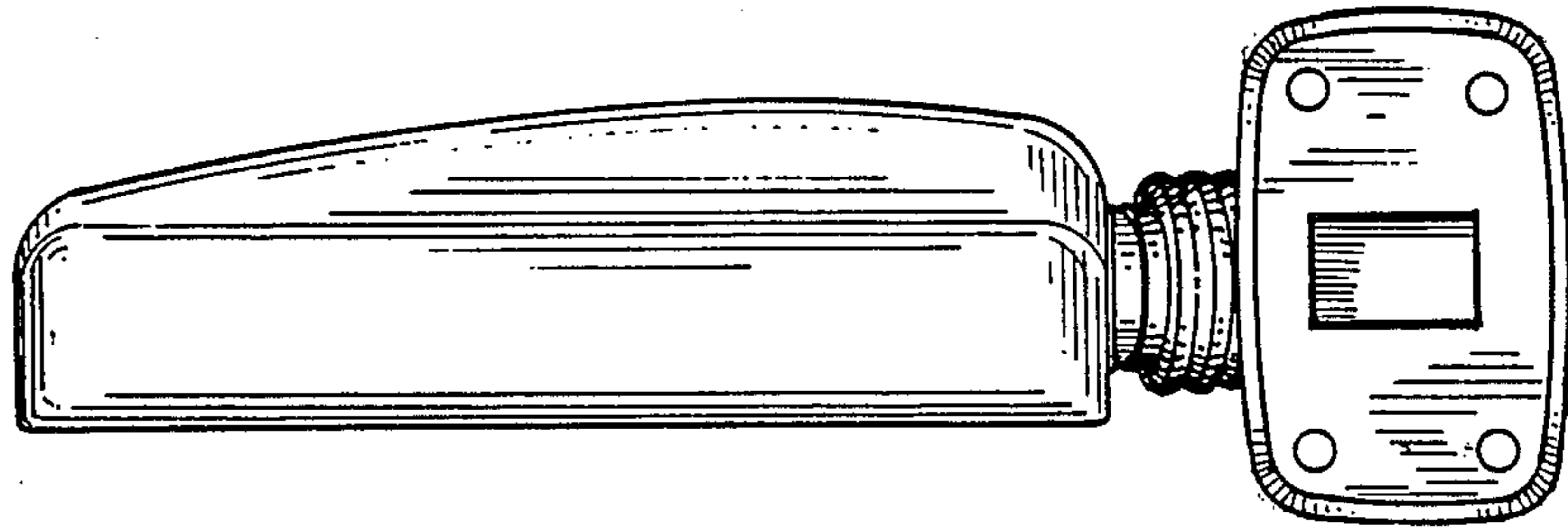


FIG. 7

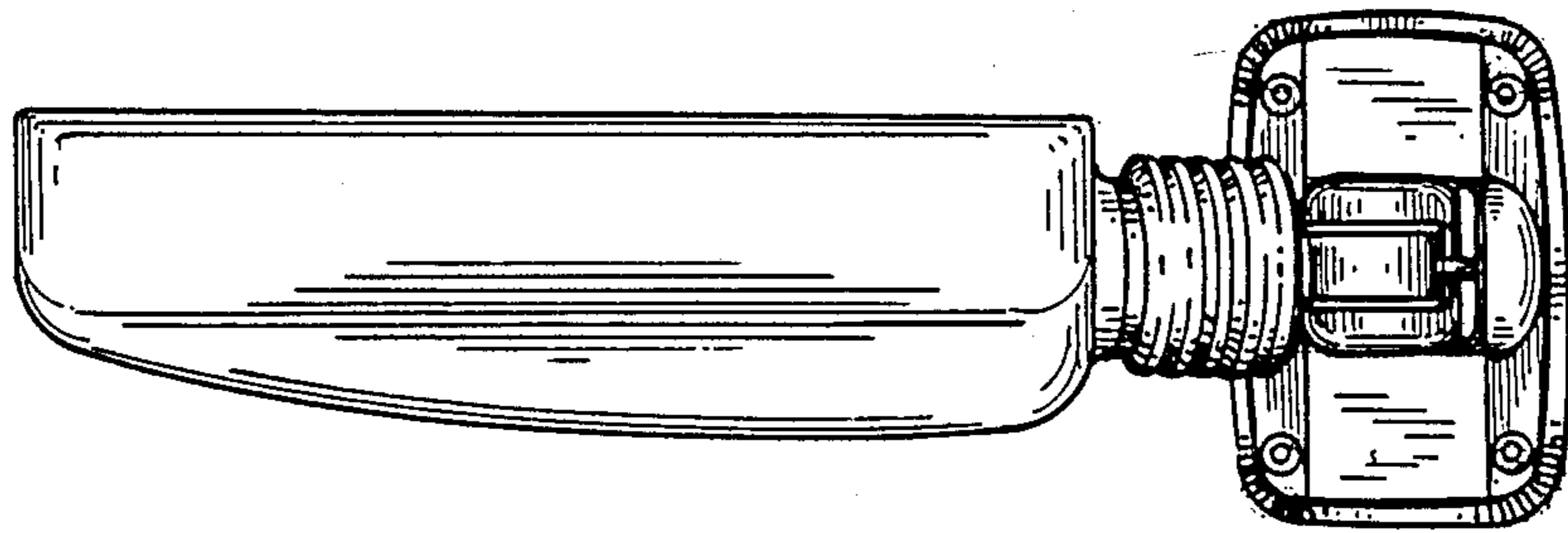


FIG. 6