

United States Patent [19]

Benoit-Pequignet et al.

[11] Patent Number: **Des. 301,983**

[45] Date of Patent: **** Jul. 4, 1989**

[54] **WRISTWATCH**

[75] Inventors: **Emile M. Benoit-Pequignet,**
Fournets-Luisans; **Jean-Pierre L.**
Viennet, Morteau, both of France

[73] Assignee: **Montres Emile Pequignet, France**

[**] Term: **14 Years**

[21] Appl. No.: **875,665**

[22] Filed: **Jun. 17, 1986**

[30] **Foreign Application Priority Data**

Jan. 27, 1986 [FR] France 861084

[52] U.S. Cl. **D10/32; D10/39**

[58] Field of Search **D10/30-39,**
D10/122-126; 368/223, 228, 232, 276-277,
280-282, 285

[56] **References Cited**

U.S. PATENT DOCUMENTS

D. 59,740 11/1921 Gruen D10/39
D. 65,351 7/1924 Reichenberg D10/30 X
D. 69,291 1/1926 Tannenbaum D10/38 X
D. 77,057 12/1928 Burgess D10/32
D. 186,180 9/1959 Diamond D10/39

D. 297,313 8/1988 Claude D10/33
4,748,603 5/1988 Ray 368/223 X

FOREIGN PATENT DOCUMENTS

1259766 3/1961 France 368/285

OTHER PUBLICATIONS

Swiss Watch & Jewelry Journal-6/83-p. 611-watch at bottom-left.

Swiss Watch & Jewelry Journal-2/86-p. 469-watch at top-left.

Primary Examiner—Nelson C. Holtje
Attorney, Agent, or Firm—McGlew & Tuttle

[57] **CLAIM**

The ornamental design for a wristwatch, as shown and described.

DESCRIPTION

FIG. 1 is a top plan view of a wristwatch showing our new design;


FIG. 2 is a right side elevational view thereof;

FIG. 3 is a bottom plan view thereof;

FIG. 4 is a left side elevational view thereof;

FIG. 5 is a rear elevational view thereof;

FIG. 6 is a front elevational view thereof.






FIG. 1

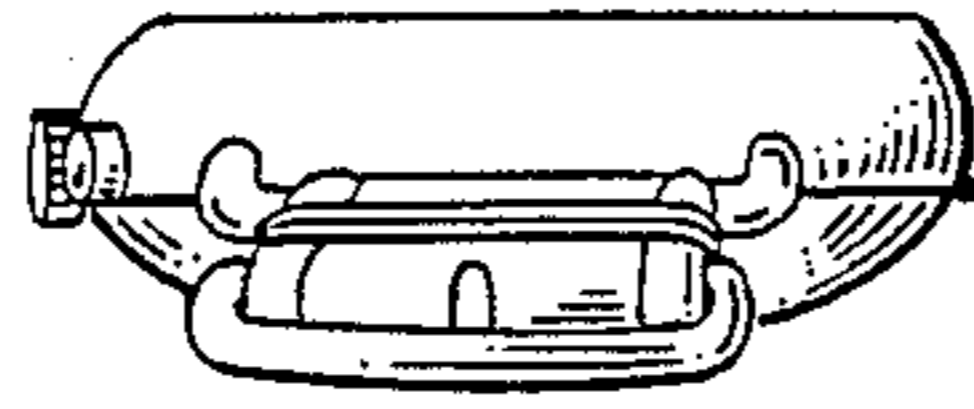


FIG. 5

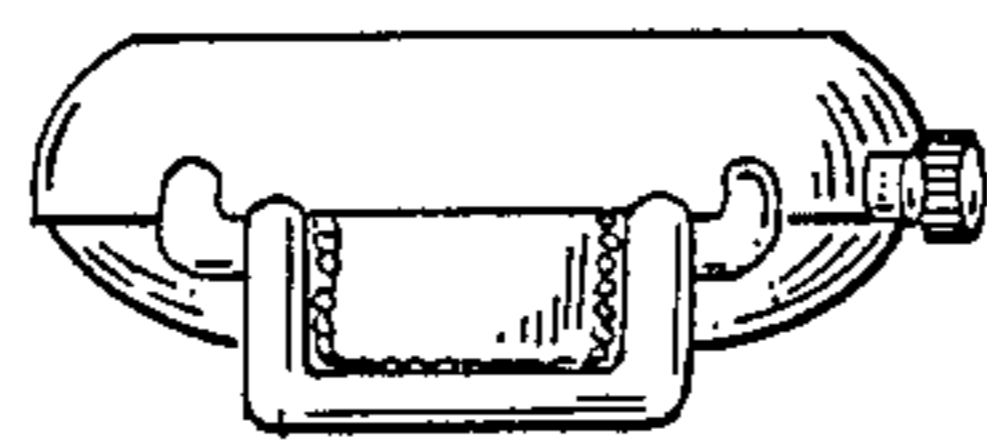


FIG. 6

FIG. 2

