

[54] **HOOK WITH ROTATABLE HANDLE**

2190443 11/1987 United Kingdom ..... 81/488

[76] **Inventor: Jung-Hua Huang, No. 18, Lane 7,  
Sec. 1, Lu Ho Road, Pu-Lun Li, Lu  
Kang Chen, Chang Hua, Taiwan**

[\*\*] **Term: 14 Years**

[21] **Appl. No.: 844,066**

[22] **Filed: Mar. 25, 1986**

[52] **U.S. Cl. .... D8/14; D8/107;  
D24/10**

[58] **Field of Search ..... D8/14, 88, 89, 107;  
294/133, 17, 19.1, 26; 81/488; 29/270, 736;  
D24/10, 11**

[56] **References Cited**

**U.S. PATENT DOCUMENTS**

D. 259,660 6/1981 Sosnay ..... D24/11  
567,589 9/1896 Fredericks ..... 81/488  
2,135,065 11/1938 Wick ..... 254/131  
3,471,929 10/1969 Boone ..... D24/10 X

**FOREIGN PATENT DOCUMENTS**

7064 of 1896 United Kingdom ..... 294/19.1

**OTHER PUBLICATIONS**

Henry Schein, 1982 Dental Catalog, p. 136, item #TC1, #6.

Henry Schein, 1982 Dental Catalog, p. 154, round, double end handle, #952-5716.

*Primary Examiner*—Bruce W. Dunkins

*Assistant Examiner*—Clare E. Heflin

*Attorney, Agent, or Firm*—Lowe, Price, Leblanc, Becker & Shur

[57] **CLAIM**

The ornamental design for a hook with rotatable handle, as shown and described.

**DESCRIPTION**

FIG. 1 is a perspective view of a hook with rotatable handle showing my new design.

FIG. 2 is a top plan view thereof;

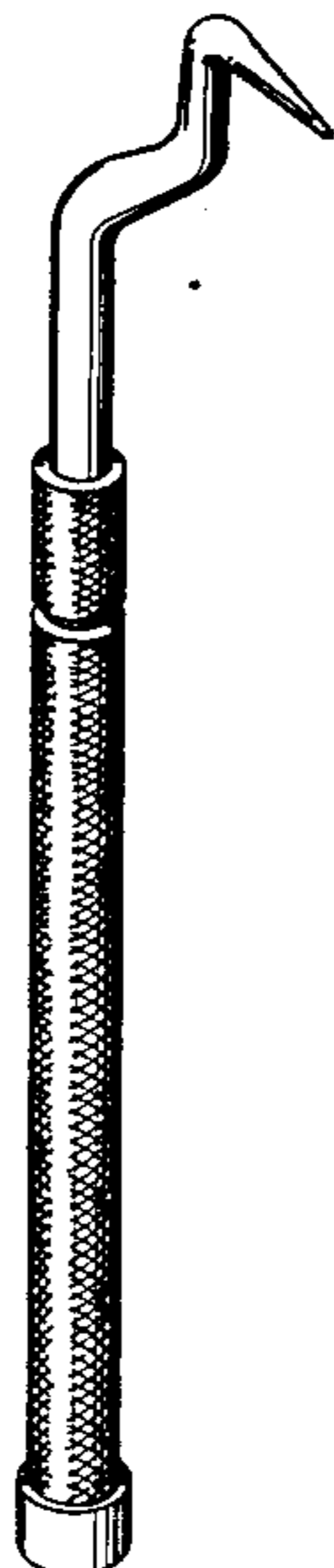
FIG. 3 is a bottom plan view thereof;

FIG. 4 is a left side elevational view thereof;

FIG. 5 is a right side elevational view thereof;

FIG. 6 is a rear elevational view thereof;

FIG. 7 is a front elevational view thereof.



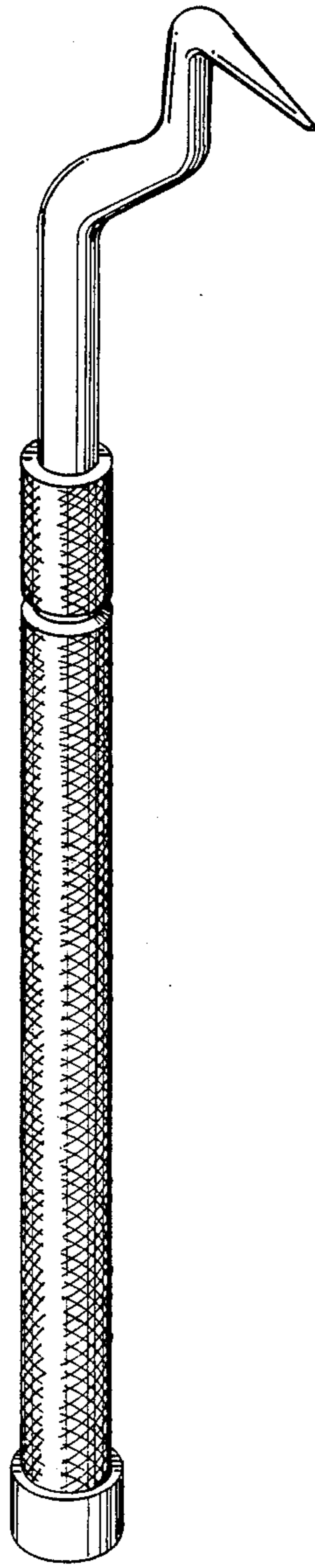


FIG. 1



FIG. 2

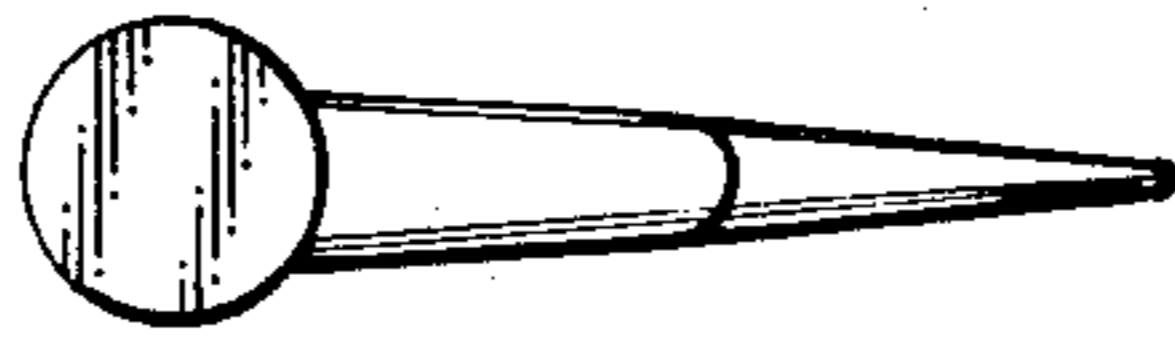
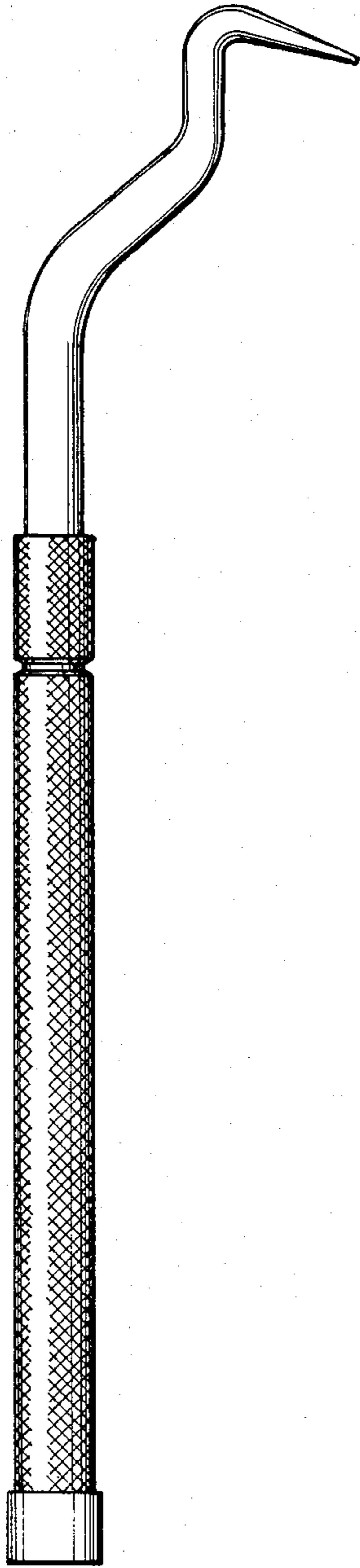


FIG. 3



F I G . 4

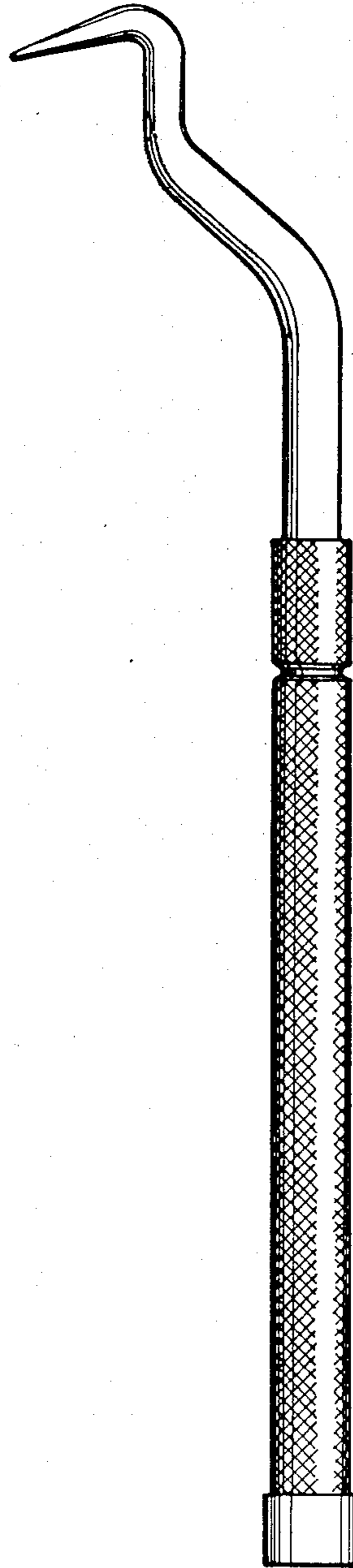



FIG. 5



F I G . 6

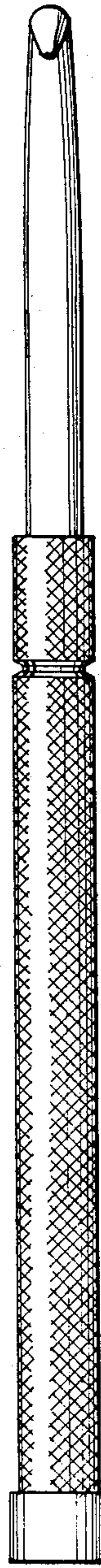


FIG. 7