

[54] **BATHTUB**

[76] **Inventor: Jean-Claude Delepine, 23, rue Clapeyron, 75008 Paris, France**

[\*\*] **Term: 14 Years**

[21] **Appl. No.: 883,831**

[22] **Filed: Jul. 9, 1986**

[30] **Foreign Application Priority Data**

Jan. 27, 1986 [IB] Int'l Pat. Institute ..... DM/006395

[52] **U.S. Cl. .... D23/281**

[58] **Field of Search .... D23/270-275, D23/277-283, 303-307; D24/38; 4/538, 559, 571, 573, 575, 578, 584, 589, 590, 592, 594, 596, 597, 599, 600, 607, 608, 610-614**

[56] **References Cited**

**U.S. PATENT DOCUMENTS**

- D. 214,270 5/1969 Godfrey ..... D23/281
- D. 234,547 3/1975 Nicollet .
- D. 237,616 11/1975 Gordon ..... D23/277
- D. 240,084 5/1976 Melchior .
- D. 241,643 9/1976 Bonsack .
- D. 250,828 1/1979 Clement ..... D23/281
- D. 250,829 1/1979 Clement .
- D. 250,830 1/1979 Clement ..... D23/277
- D. 250,962 1/1979 Bonsack .
- D. 253,367 11/1979 Weaver ..... D23/281
- D. 254,387 3/1980 Ogden .
- D. 260,288 8/1981 D'Innocente et al. .
- D. 260,429 8/1981 Myers .
- D. 264,505 5/1982 Reineman .
- D. 267,198 12/1982 Huguet .
- D. 267,271 12/1982 Kingsley et al. .

- D. 271,522 11/1983 Wiley .
- D. 274,835 7/1984 Gruber .
- D. 277,985 3/1985 Kingsley .
- D. 284,890 7/1986 Delepine .
- D. 286,811 11/1986 Diamond .
- D. 290,390 6/1987 Diamond .
- D. 290,995 7/1987 Diamond .
- 1,284,171 11/1918 Barnhart .
- 1,315,643 9/1919 Schwartz .
- 1,962,076 6/1934 Jadkowski .
- 2,529,568 11/1950 O'Hara ..... 4/584
- 2,569,825 10/1951 Otis .
- 4,339,833 7/1982 Mandell .
- 4,466,141 8/1984 Starkey .

**FOREIGN PATENT DOCUMENTS**

- 418820 3/1947 Italy ..... 4/584

*Primary Examiner*—James R. Largen  
*Attorney, Agent, or Firm*—Fisher, Christen & Sabol

[57] **CLAIM**

The ornamental design for a bathtub, as shown and described.

**DESCRIPTION**

FIG. 1 is a top plan view of a bathtub showing my new design;  
 FIG. 2 is a side elevational view thereof, the opposite side being a mirror image of the side shown;  
 FIG. 3 is a left end view of FIG. 1;  
 FIG. 4 is a right end view of FIG. 1;  
 FIG. 5 is a bottom view thereof;  
 FIG. 6 is an enlarged fragmentary perspective view of one corner thereof; and  
 FIG. 7 is a top perspective thereof.

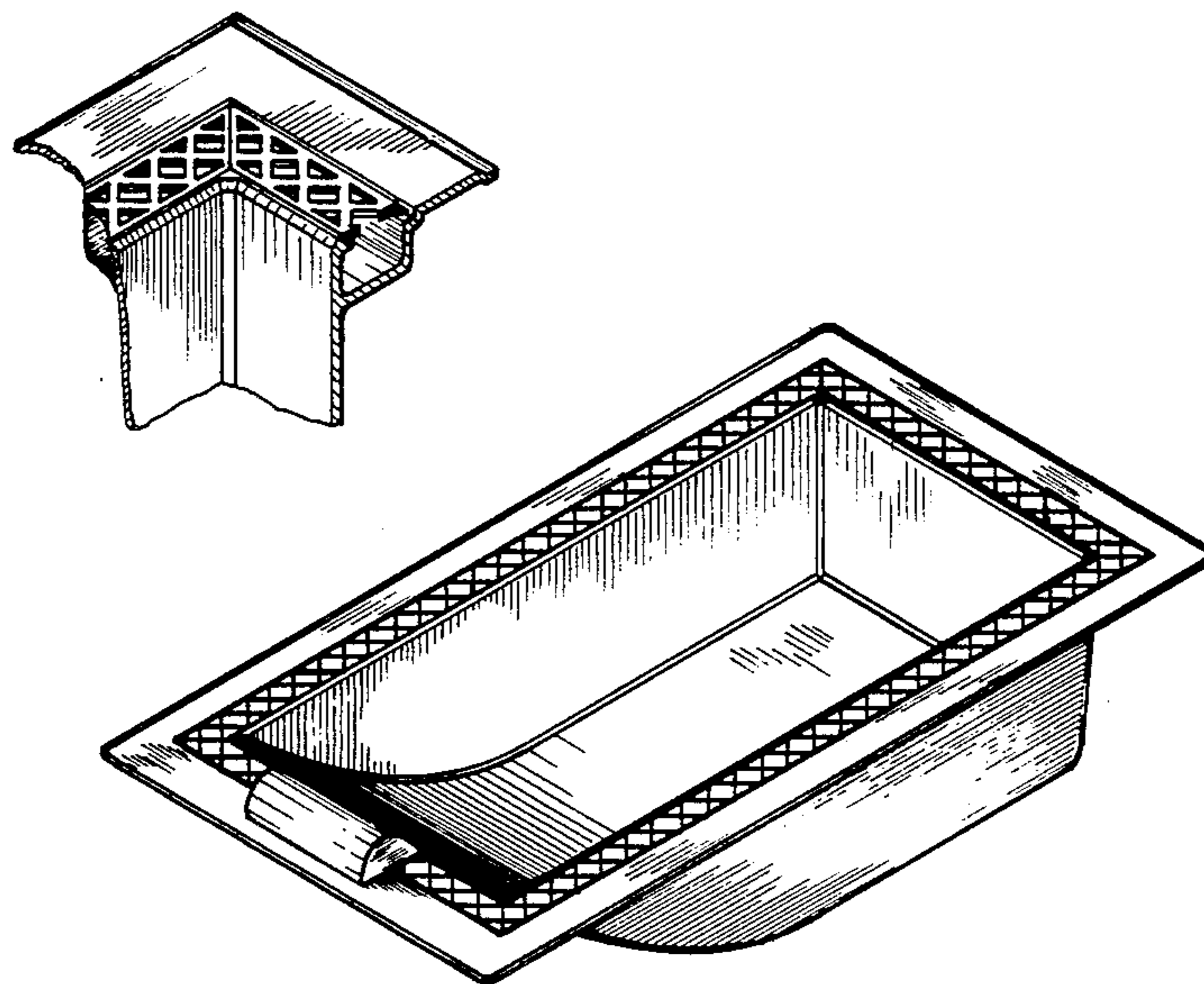


FIG. 1




FIG. 2

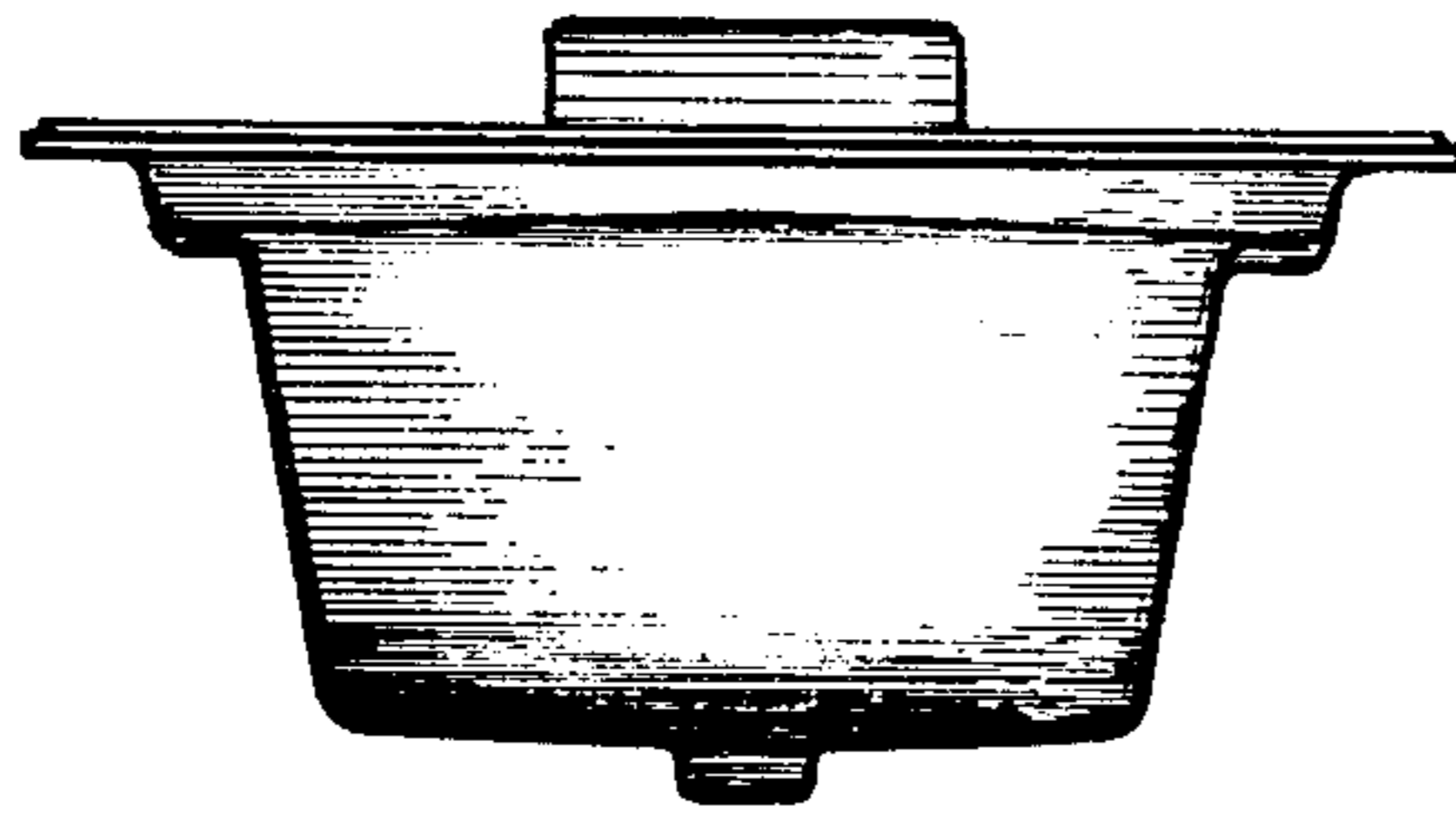
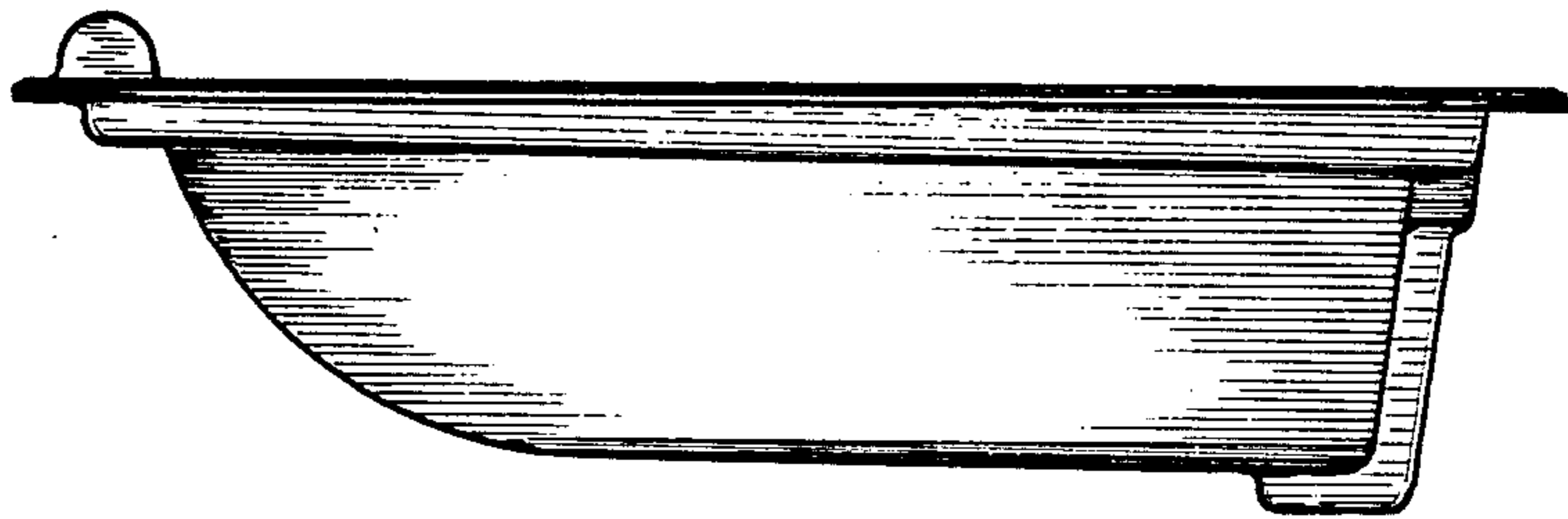


FIG. 3




FIG. 4

FIG. 5

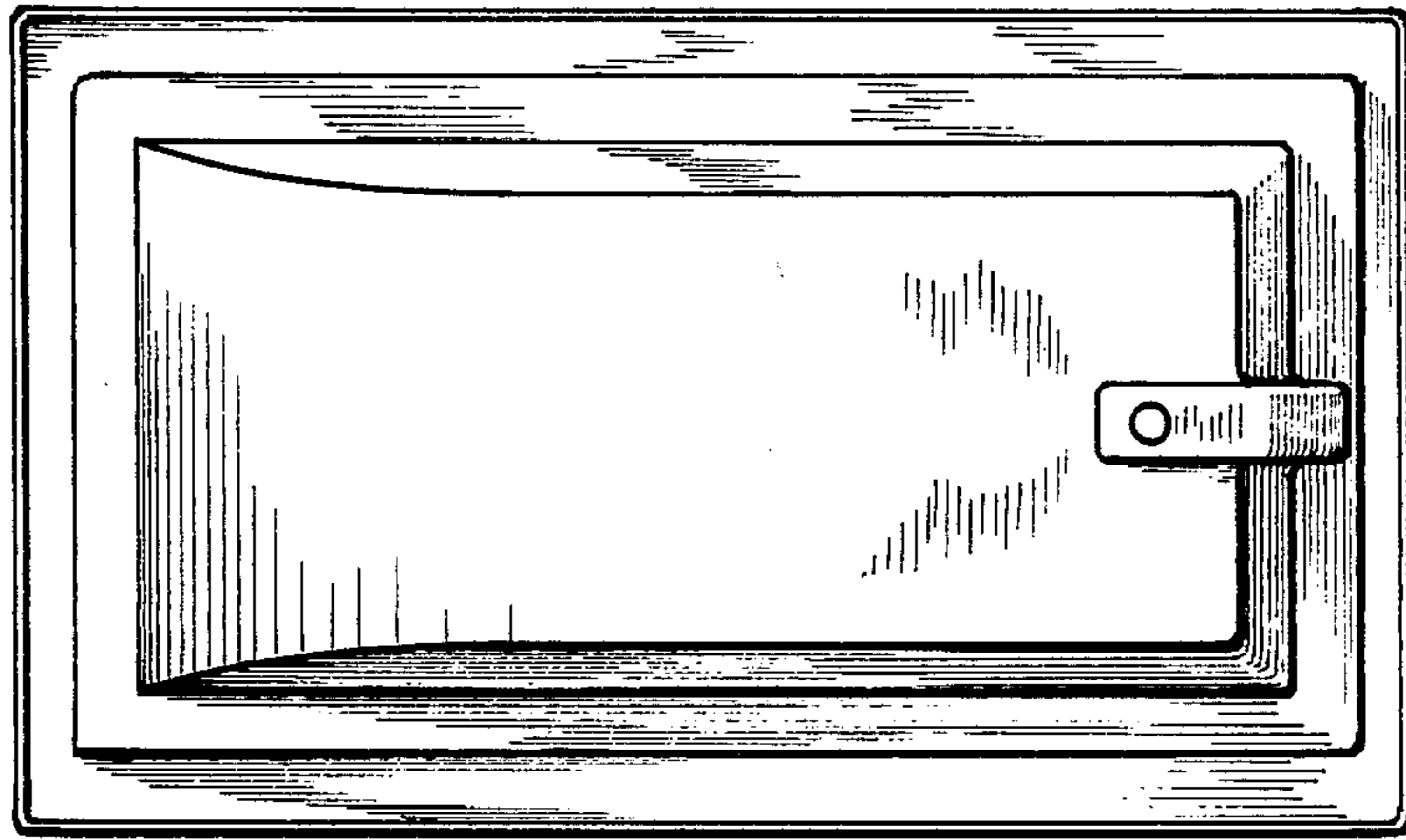


FIG. 6





FIG. 7