

[54] **MUSICAL STRING INSTRUMENT MUTE**

[76] **Inventor: Vincent Jablonski, 500 Park Blvd. South, Venice, Fla. 33595**

[\*\*] **Term: 14 Years**

[21] **Appl. No.: 844,273**

[22] **Filed: Mar. 11, 1986**

[52] **U.S. Cl. .... D17/20; D17/21**

[58] **Field of Search ..... D17/14, 15, 18, 19, D17/20, 21, 99; 84/370, 371**

[56] **References Cited**

**U.S. PATENT DOCUMENTS**

444,448	1/1891	Loebs .....	84/311
1,333,827	3/1920	Badalamenti .....	84/310
1,549,946	8/1925	Woelber .....	84/310
1,843,444	2/1932	Chapin .....	84/310
2,475,055	7/1949	Schuh .....	84/310

*Primary Examiner*—Melvin B. Feifer

*Assistant Examiner*—Theodore M. Shooman  
*Attorney, Agent, or Firm*—Gifford, Groh, Sheridan, Sprinkle and Dolgorukov

[57] **CLAIM**

The ornamental design for a musical string instrument mute, as shown and described.

**DESCRIPTION**

FIG. 1 is a top, front and right side perspective view of a musical string instrument mute showing my new design, shown installed on the bridge of a string musical instrument;

FIG. 2 is a front elevational view thereof;

FIG. 3 is a top plan view thereof;

FIG. 4 is a bottom plan view thereof;

FIG. 5 is a left side elevational view thereof;

FIG. 6 is a right side elevational view thereof; and,

FIG. 7 is a rear elevational view thereof.

The broken line showing of the string musical instrument in FIG. 1 is for illustrative purposes only and forms no part of the claimed design.

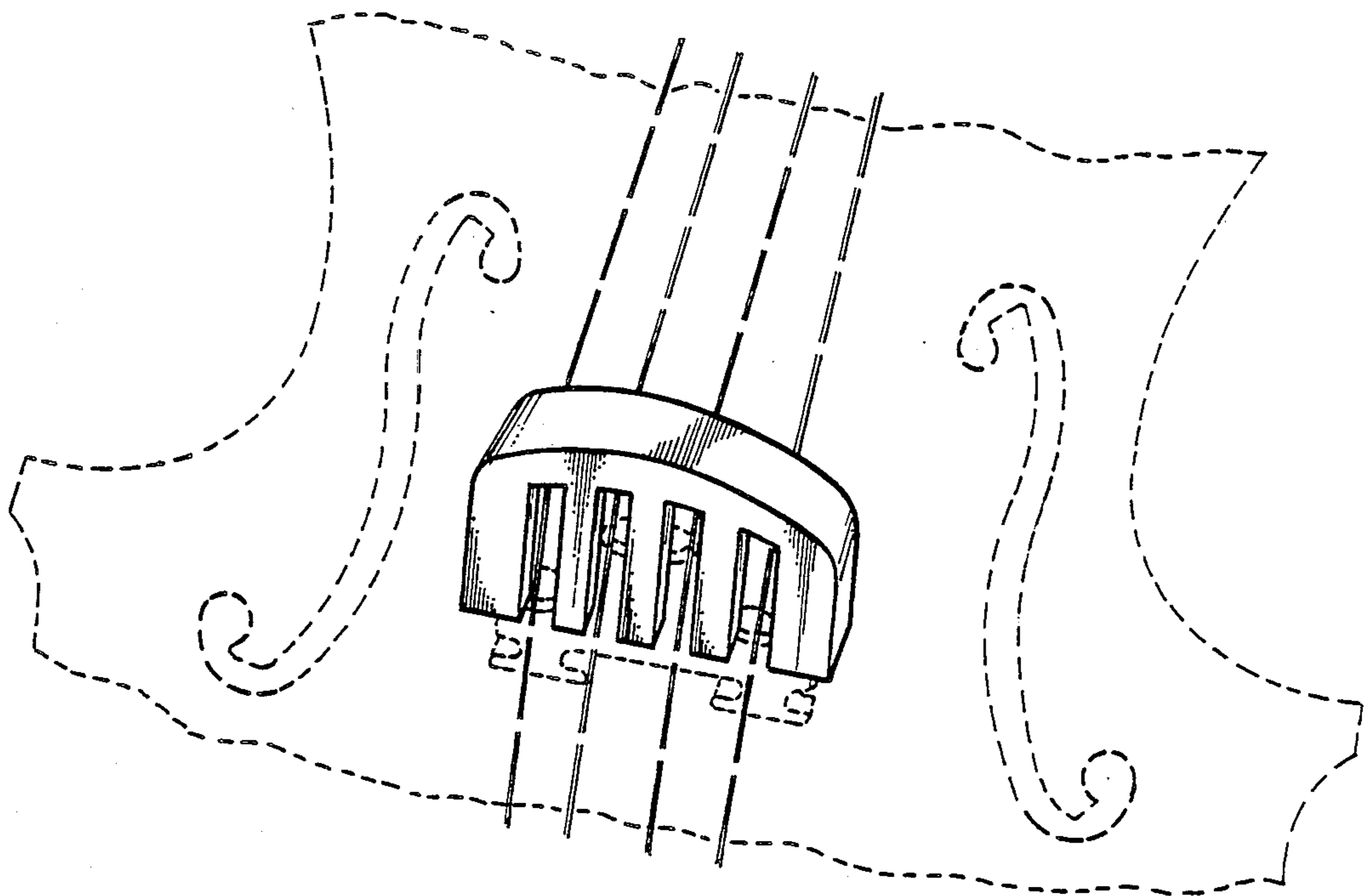


FIG. 1

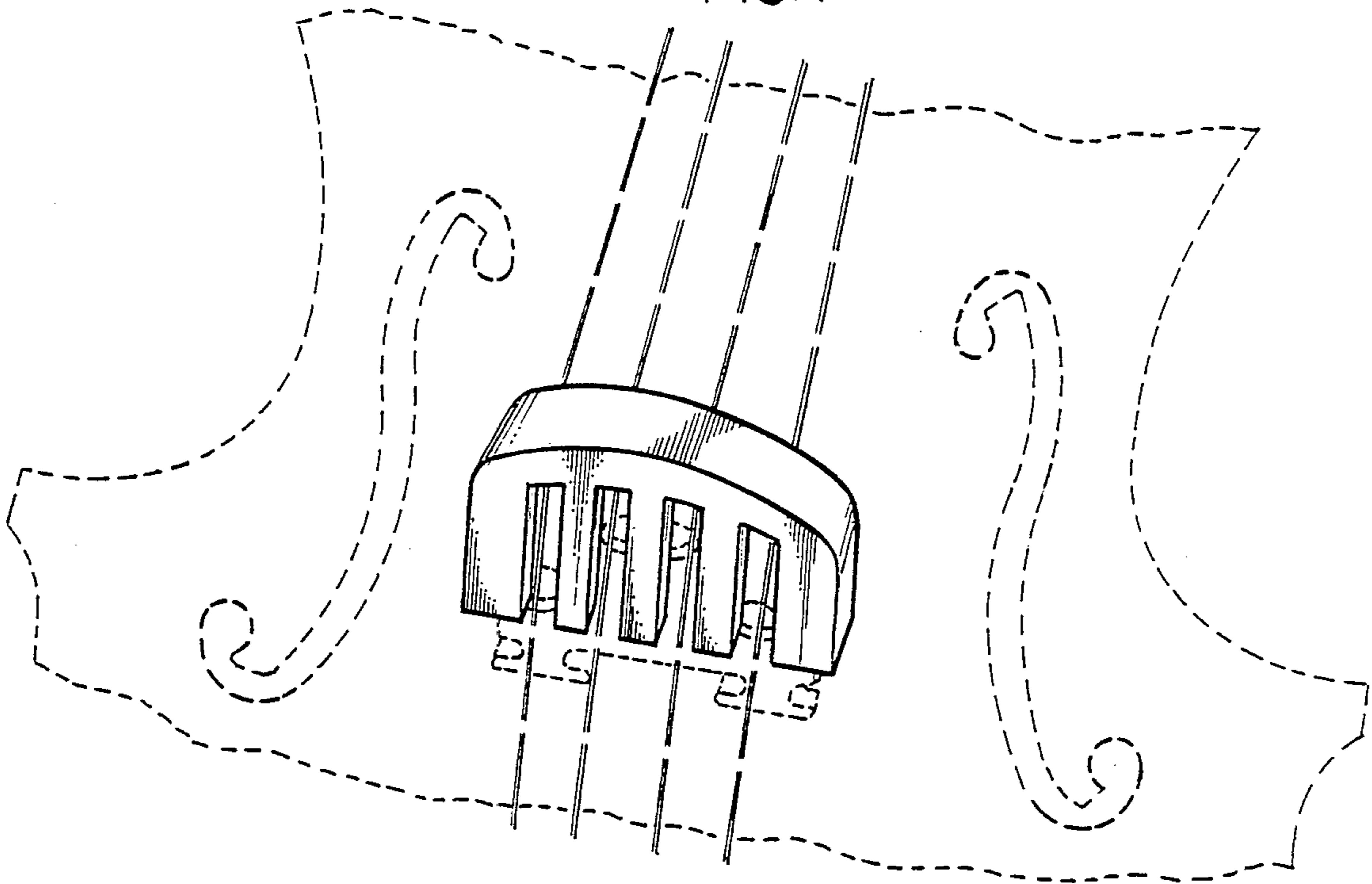


FIG. 3



FIG. 5




FIG. 2




FIG. 6



FIG. 4



FIG. 7

