

[54] HOUSING FOR A SILVER RECOVERY UNIT OR THE LIKE

[76] Inventors: Michael C. Hill; Marcia E. Hill, both of P.O. Box 186, Edmond, Okla. 73083

[**] Term: 14 Years

[21] Appl. No.: 200,739

[22] Filed: May 31, 1988

[52] U.S. Cl. D15/199

[58] Field of Search D15/147, 199; 266/101, 266/170; 75/109, 118 R, 118 P; 220/1 B

[56] References Cited

U.S. PATENT DOCUMENTS

- 1,226,611 5/1917 Vandercook .
- 3,346,369 10/1967 Shigley et al. 75/109
- 3,369,801 2/1968 Hartman .
- 3,630,505 12/1971 MacKay .
- 3,655,175 4/1972 Zeleny et al. .
- 3,692,291 9/1972 MacKay .
- 3,729,182 4/1973 Schafer et al. 75/109
- 3,792,845 2/1974 Larson et al. .

- 3,840,217 10/1974 MacKay .
- 4,213,600 7/1980 Thompson, Jr. 266/170
- 4,240,617 12/1980 MacKay 266/170
- 4,441,697 4/1984 Peterson et al. 266/170
- 4,523,993 6/1985 Farber 266/170
- 4,608,177 8/1986 Woog 75/118 P

OTHER PUBLICATIONS

IMS Lonestar, Inc. Brochure entitled, "Peterson Silver Cell".


Primary Examiner—B. J. Bullock

[57] CLAIM

The ornamental design for a housing for a silver recovery unit or the like, as shown and described.

DESCRIPTION

FIG. 1 is a front perspective of the housing for a silver recovery unit or the like showing our new design; FIG. 2 is a top plan view thereof; FIG. 3 is a front elevational view thereof; FIG. 4 is a left side elevational view thereof; FIG. 5 is a right side elevational view thereof; FIG. 6 is a rear elevational view thereof; and FIG. 7 is a bottom plan view thereof.






FIG. 1

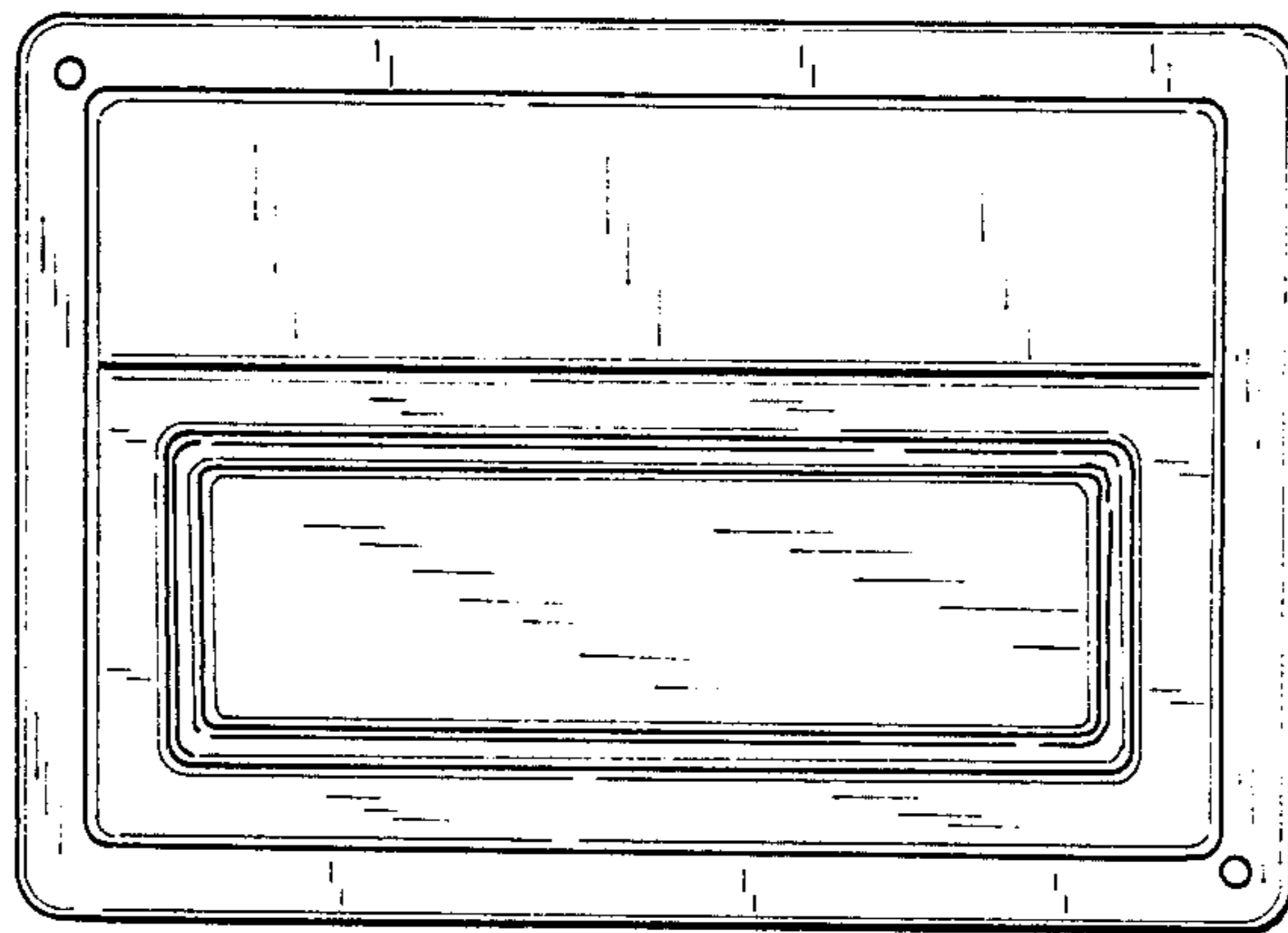


FIG. 2




FIG. 3




FIG. 4




FIG. 5

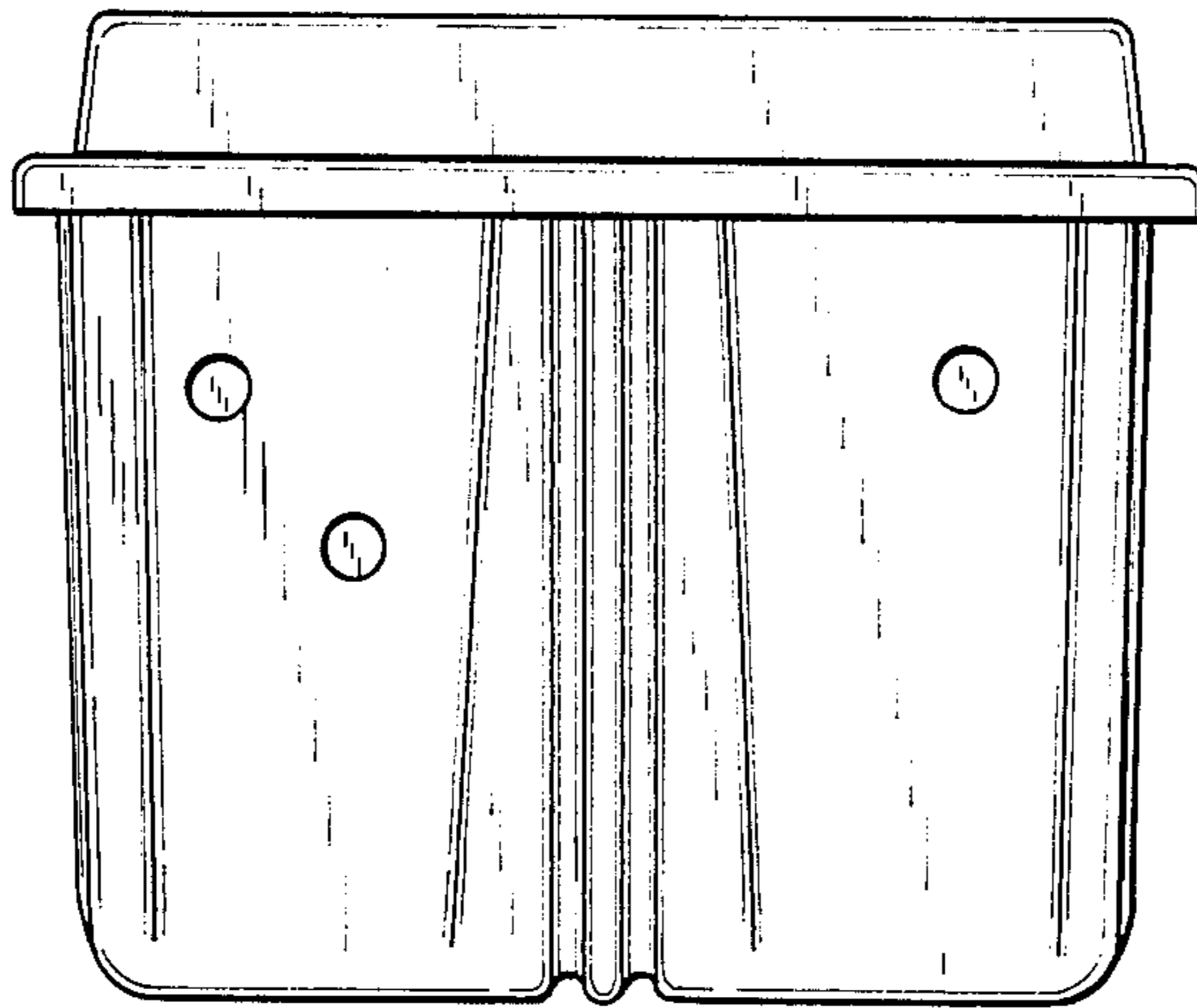


FIG. 6




FIG. 7