

[54] HAND HELD ELECTRONIC DIALER

[75] Inventors: Keiko Takemata, Tokyo; Osamu Murakami, Yokohama, both of Japan

[73] Assignee: Canon Kabushiki Kaisha, Tokyo, Japan

[**] Term: 14 Years

[21] Appl. No.: 84,115

[22] Filed: Aug. 12, 1987

[30] Foreign Application Priority Data

Feb. 16, 1987 [JP] Japan 62-5632

[52] U.S. Cl. D14/245; D14/248; D14/147

[58] Field of Search D14/53, 64; 455/90, 455/89; 379/440, 439, 419, 434, 428

[56] References Cited

U.S. PATENT DOCUMENTS

D. 298,033	10/1988	Hotsumi et al.	D14/64
D. 298,034	10/1988	Goshiharu	D14/64
D. 298,035	10/1988	Watanaka	D14/64
D. 298,241	10/1988	Watanake	D14/64
4,488,009	12/1984	Sherman	379/370
4,648,125	3/1987	Brown	455/90
4,672,685	6/1987	Phillips et al.	455/89

FOREIGN PATENT DOCUMENTS

3309832 9/1984 Fed. Rep. of Germany D14/64 UX

WO87/20847 5/1987 PCT Int'l Appl. 455/90

OTHER PUBLICATIONS

Radio Shack 1986 catalog #393; p. 80, Pocket Memory Tone Dialer, 43-143; Deluxe LCD Pocket Tone-Dialer 43-142; Desk Top Auto-Dialer 43, 299.

Primary Examiner—Horace B. Fay, Jr.

Attorney, Agent, or Firm—Fitzpatrick, Cella, Harper & Scinto

[57] CLAIM

The ornamental design for an hand held electronic dialer, as shown and described.

DESCRIPTION

FIG. 1 is a front elevational view of a hand held electronic dialer showing our new design; FIG. 2 is a rear elevational view thereof; FIG. 3 is a top plan view thereof; FIG. 4 is a bottom plan view thereof; FIG. 5 is a left side elevational view thereof; FIG. 6 is a right side elevational view thereof; and FIG. 7 is a perspective view thereof.


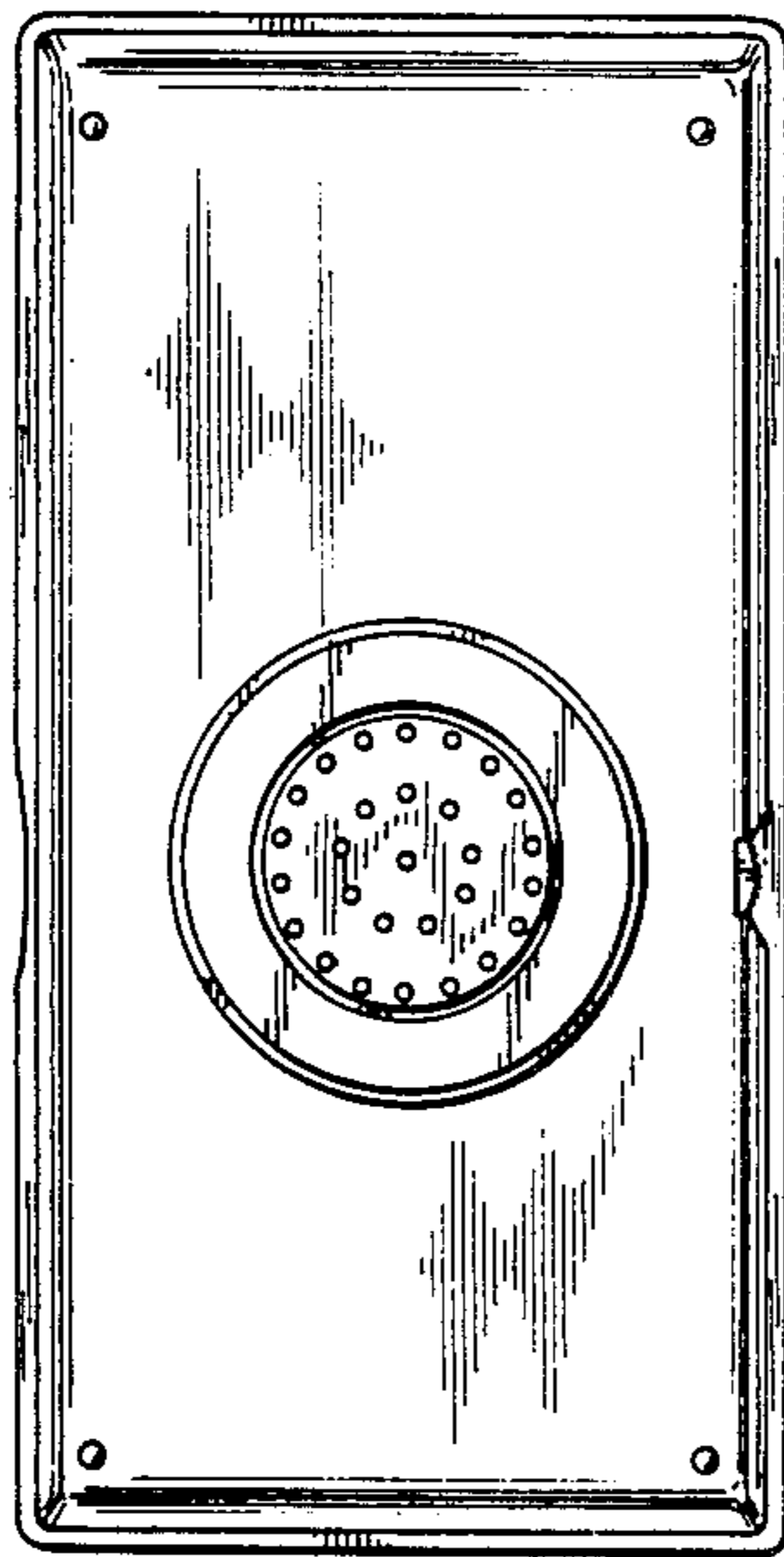


FIG. 1




FIG. 2




FIG. 3

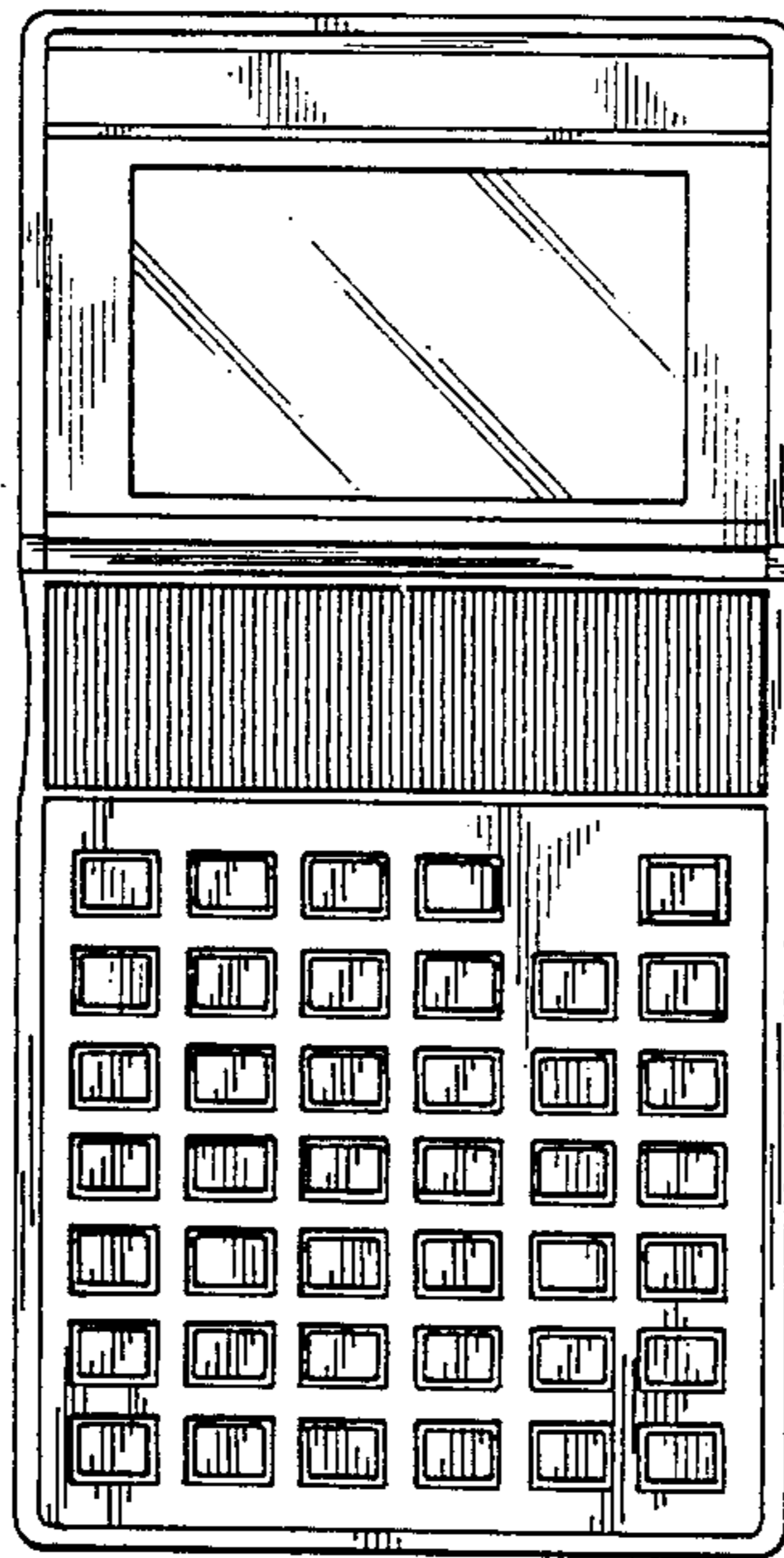


FIG. 4

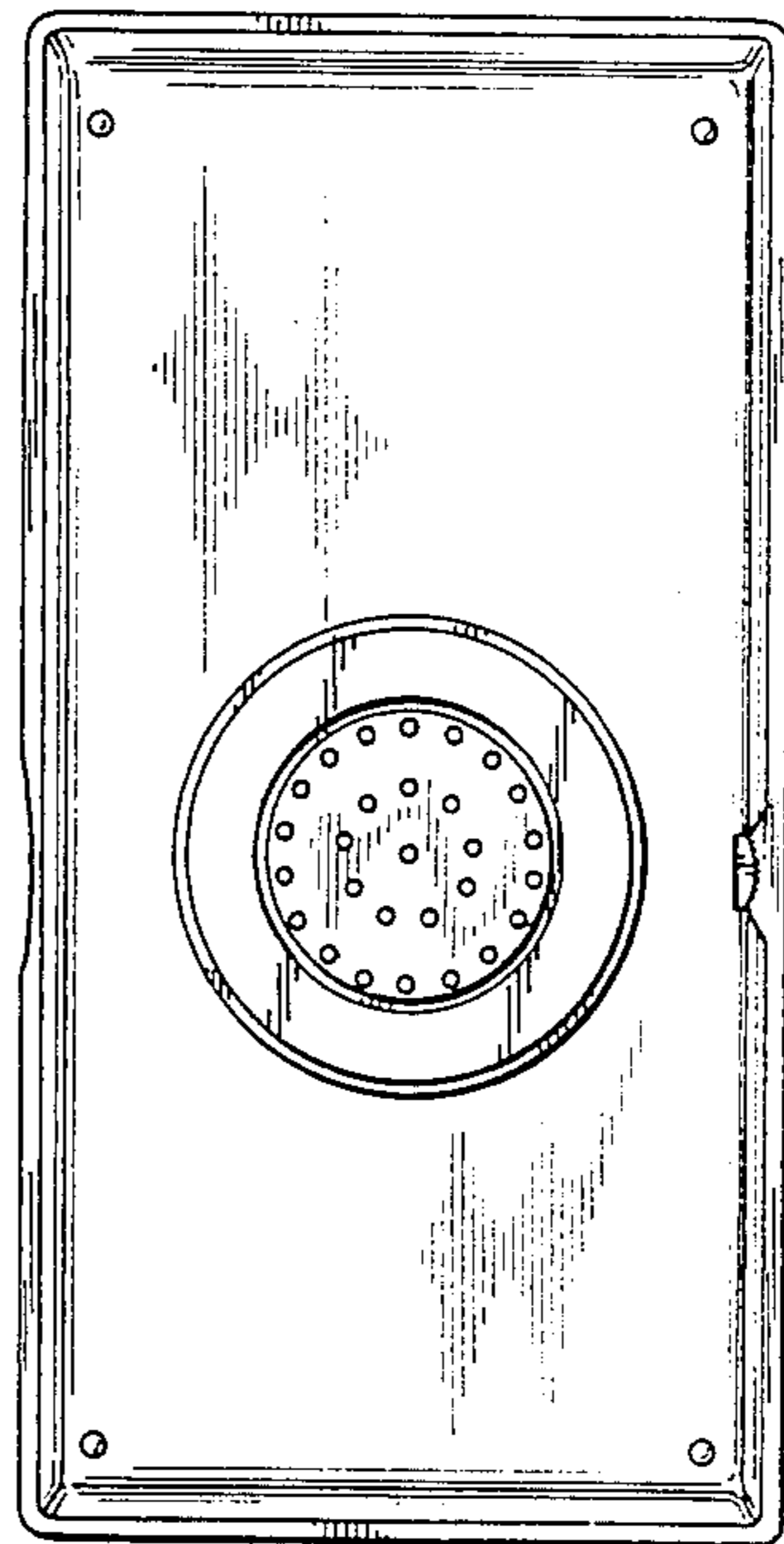


FIG. 5

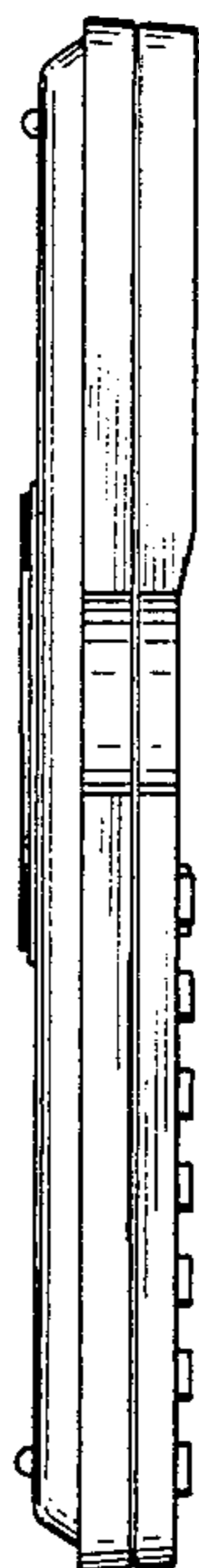


FIG. 6



FIG. 7

