

[54] **VIDEO CASSETTE RECORDER**

[75] **Inventor: Jae J. Shim, Kyungki, Rep. of Korea**

[73] **Assignee: Gold Star Co., Ltd., Seoul, Rep. of Korea**

[\*\*] **Term: 14 Years**

[21] **Appl. No.: 872,468**

[22] **Filed: Jun. 9, 1986**

[30] **Foreign Application Priority Data**

Dec. 10, 1985 [KR] Rep. of Korea ..... 17459/1985

[52] **U.S. Cl. .... D14/135; D14/136**

[58] **Field of Search .... D14/1, 2, 3, 5, 6, 68, D14/70, 71, 72, 75, 99; 369/77.1, 77.2**

[56] **References Cited**

**U.S. PATENT DOCUMENTS**

D. 264,712	6/1982	O'Leary .....	D14/1
D. 275,668	9/1984	Erber et al. ....	D14/1
D. 290,000	5/1987	Yamamoto et al. ....	D14/1
4,467,466	8/1984	Hughes .....	369/77.2

**OTHER PUBLICATIONS**

Video Review, Nov. 1985, p. 116, top left—Sony 8mm Videocassette Recorder.

*Primary Examiner*—Bernard Ansher  
*Assistant Examiner*—Theodore M. Shooman  
*Attorney, Agent, or Firm*—Birch, Stewart, Kolasch & Birch

[57] **CLAIM**

The ornamental design for a video cassette recorder, as shown and described.

**DESCRIPTION**

FIG. 1 is a top, front, and right side perspective view of a video cassette recorder showing my new design; FIG. 2 is a top, front, and right side perspective view thereof showing a front cover in the open position; FIG. 3 is a top plan view thereof; FIG. 4 is a front elevational view thereof; FIG. 5 is a bottom plan view thereof; FIG. 6 is a rear elevational view thereof; FIG. 7 is a right side elevational view thereof; and FIG. 8 is a left side elevational view thereof.




FIG. 1




FIG. 2




FIG. 3

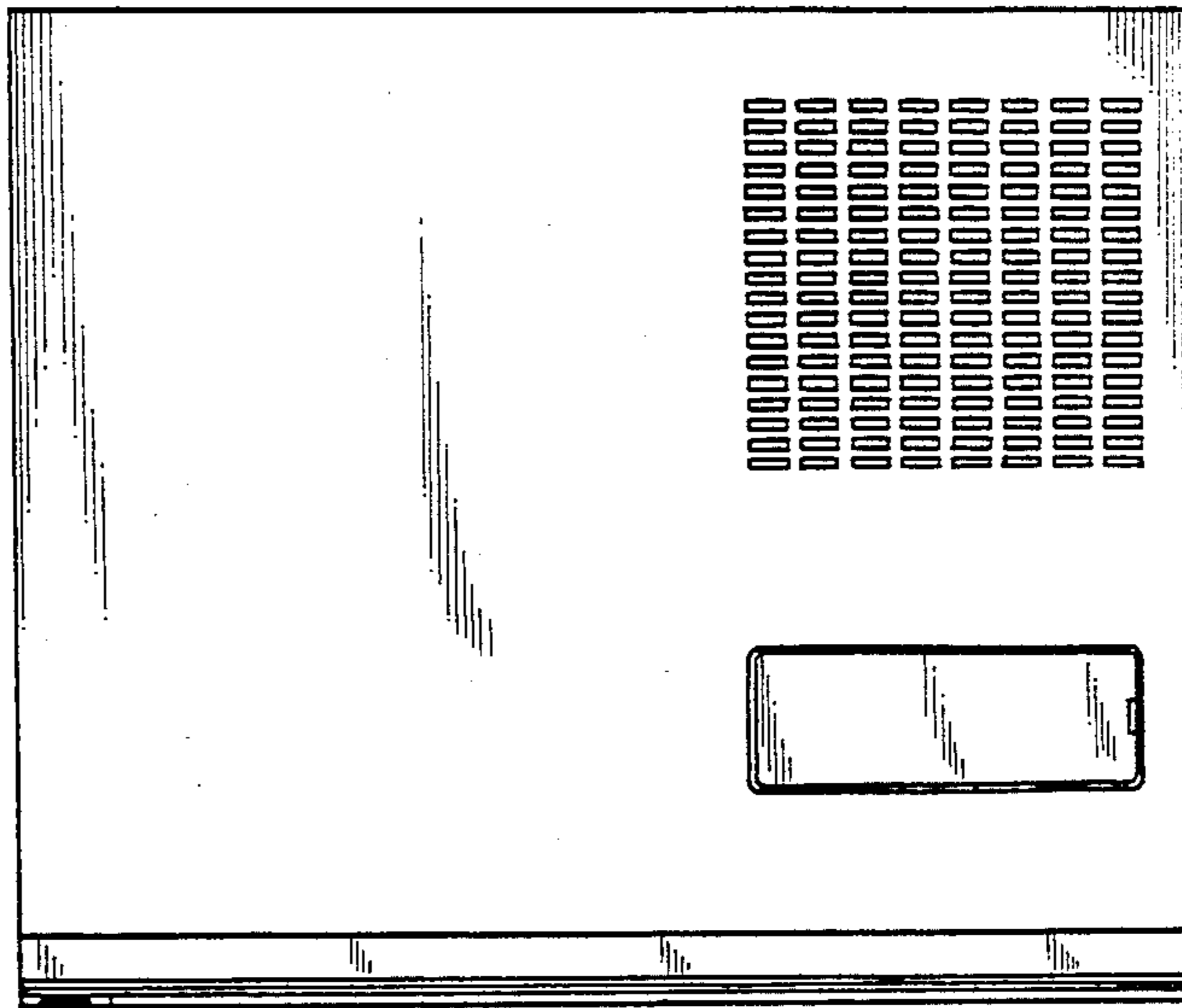


FIG. 4

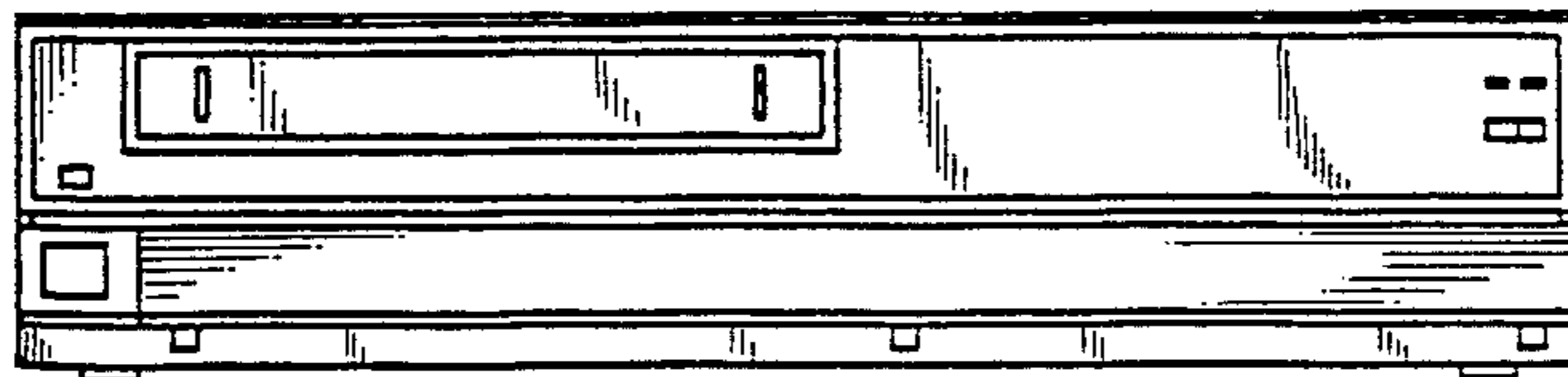


FIG. 5

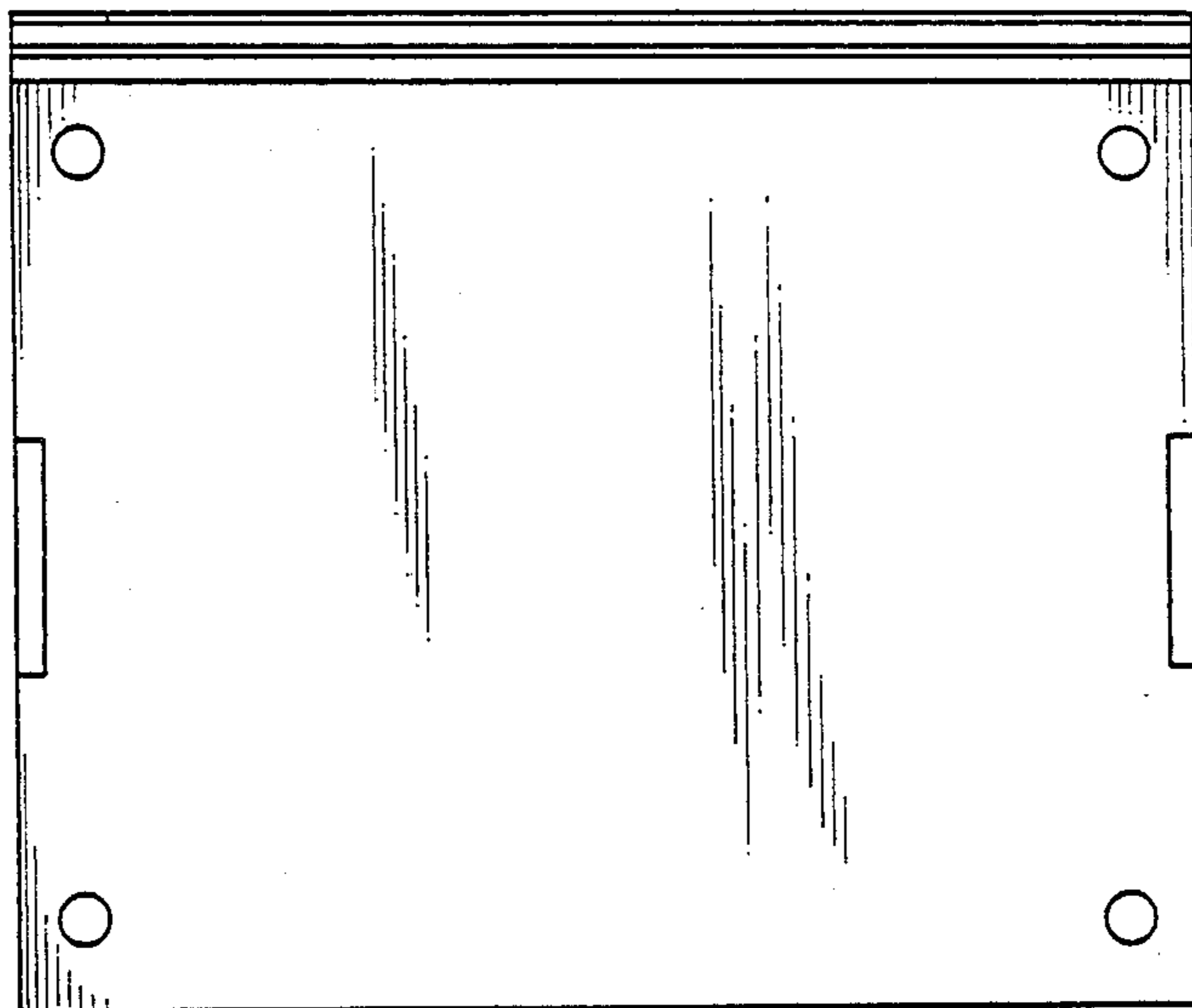


FIG. 6

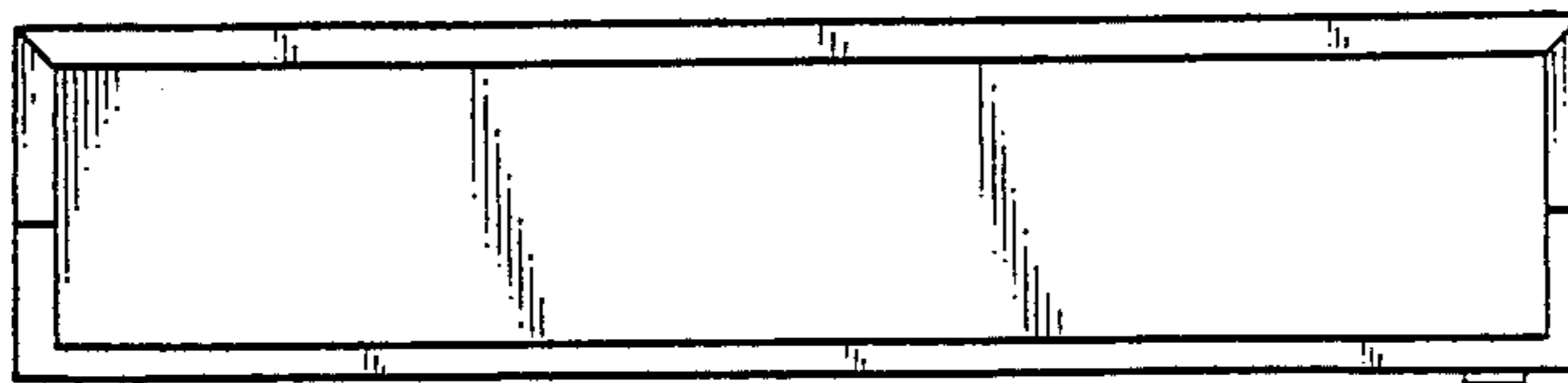


FIG. 7

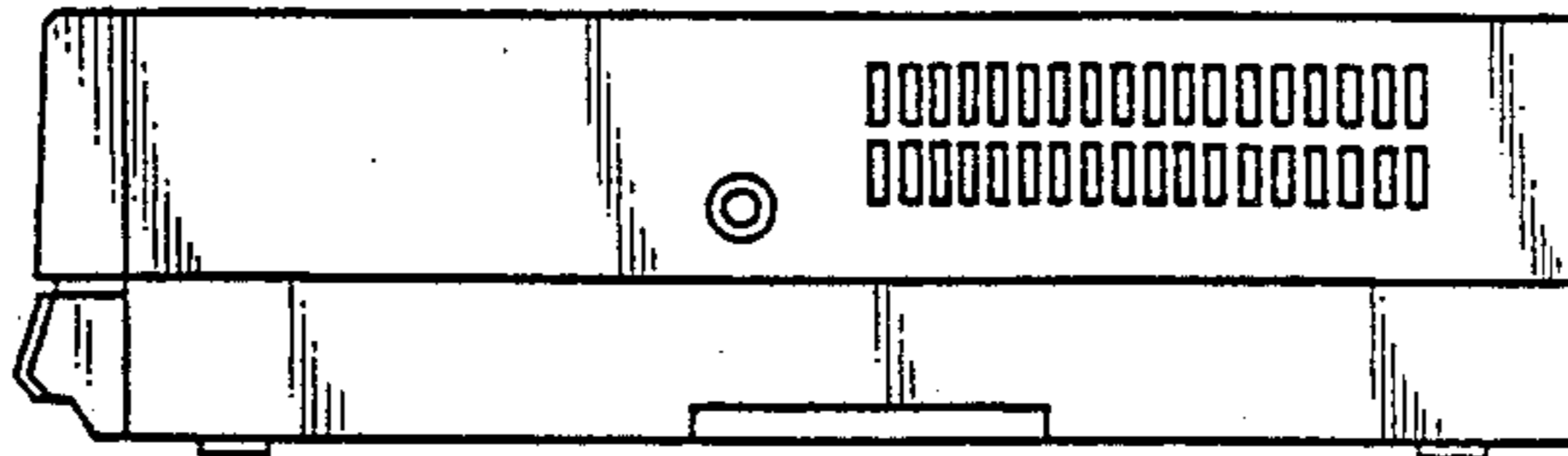


FIG. 8

