

[54] **STRUT RETENTION DEVICE**
[75] **Inventor: Richard C. Hathaway, Greenville, Ohio**
[73] **Assignee: C. R. & I., Inc., Greenville, Ohio**
[**] **Term: 14 Years**
[21] **Appl. No.: 876,359**
[22] **Filed: Jun. 19, 1986**
[52] **U.S. Cl. D8/349; D8/354**
[58] **Field of Search D8/349, 402, 88; D12/155, 173; 267/64.12, 66; 296/1 C; 292/338, 339**

1,881,635 5/1930 Johnson 292/338
4,634,170 1/1987 Lach 267/64.12
4,744,548 5/1988 Hathaway 292/338

Primary Examiner—B. J. Bullock
Assistant Examiner—Dominic Simone
Attorney, Agent, or Firm—Jerome P. Bloom

[57] **CLAIM**

The ornamental design for a strut retention device, as shown.

DESCRIPTION

FIG. 1 is a front perspective view of strut retention device, showing my new design;
FIG. 2 is a rear perspective view thereof;
FIG. 3 is a rear elevational view thereof;
FIG. 4 is a front elevational view thereof;
FIG. 5 is a right side elevational view thereof;
FIG. 6 is a left side elevational view thereof;
FIG. 7 is a bottom plan view thereof and,
FIG. 8 is a top plan view thereof.

[56] **References Cited**
U.S. PATENT DOCUMENTS
D. 29,337 9/1898 Zimmerman D8/402
D. 276,696 12/1984 Spinka D8/349
1,286,488 12/1918 Amberg D8/88

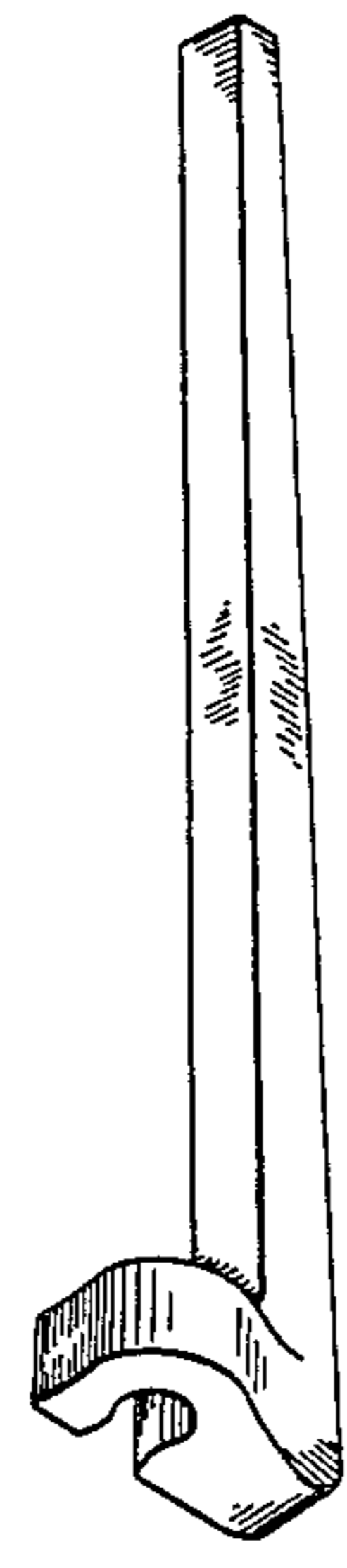


FIG-1

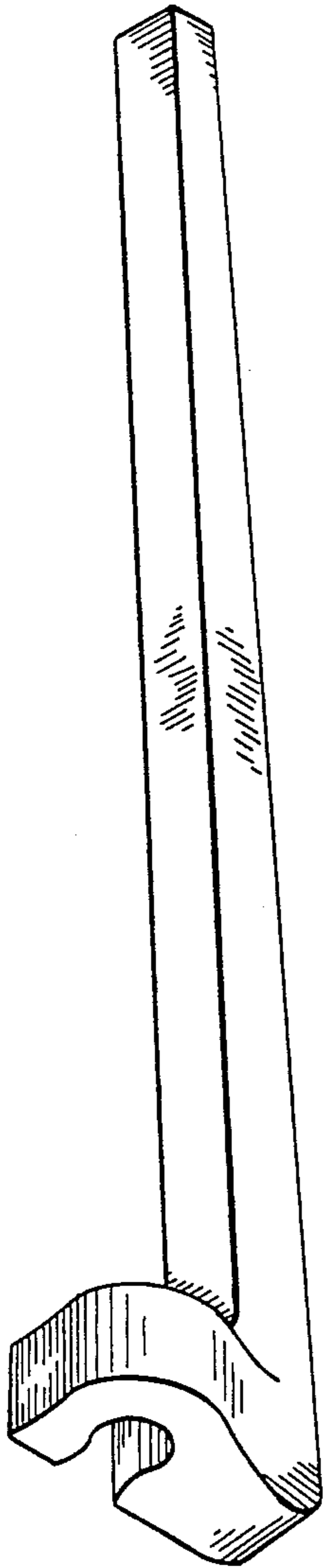


FIG-2

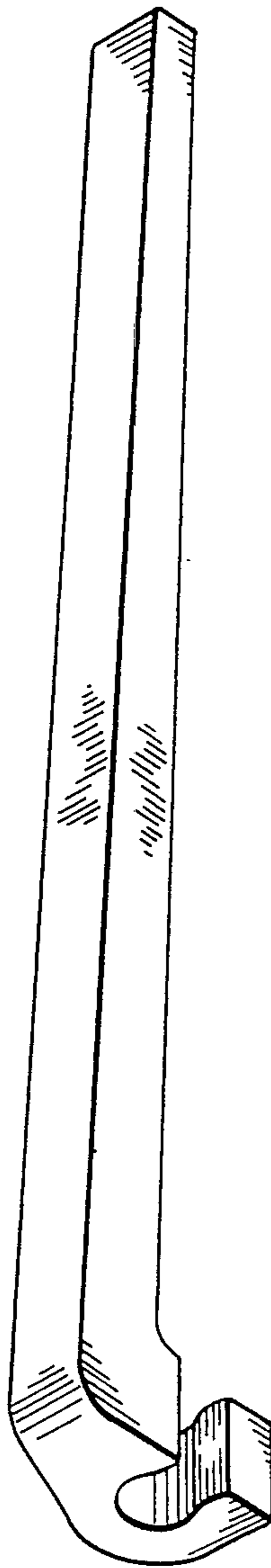


FIG-3



FIG-4



FIG-5




FIG-6




FIG-7

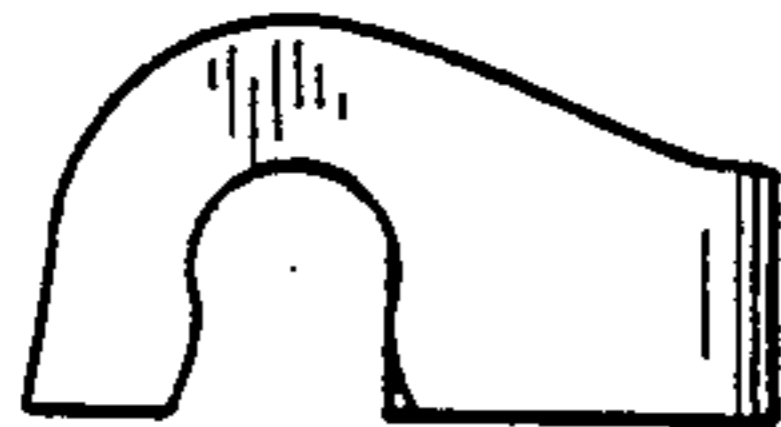


FIG-8

