

[54] **SHOE SOLE**

[75] **Inventor: Shigeyuki Mitsui, Kobe, Japan**

[73] **Assignee: Asics Corporation, Kobe, Japan**

[\*\*] **Term: 14 Years**

[21] **Appl. No.: 870,692**

[22] **Filed: Jun. 4, 1986**

[30] **Foreign Application Priority Data**

Dec. 27, 1985 [JP] Japan ..... 60-54424

[52] **U.S. Cl. .... D2/320**

[58] **Field of Search ..... D2/264, 265, 274, 277,  
D2/308-314, 317-321; 36/25 R, 28, 29, 32 R,  
43, 59 R, 59 C, 103, 114, 132, 136**

[56] **References Cited**

**U.S. PATENT DOCUMENTS**

D. 285,985 10/1986 Tong ..... D2/320  
D. 287,784 1/1987 Tong et al. .... D2/320

D. 293,275 12/1987 Bua ..... D2/320  
D. 295,460 5/1988 Hase et al. .... D2/320

**FOREIGN PATENT DOCUMENTS**

631629 5/1984 Japan .

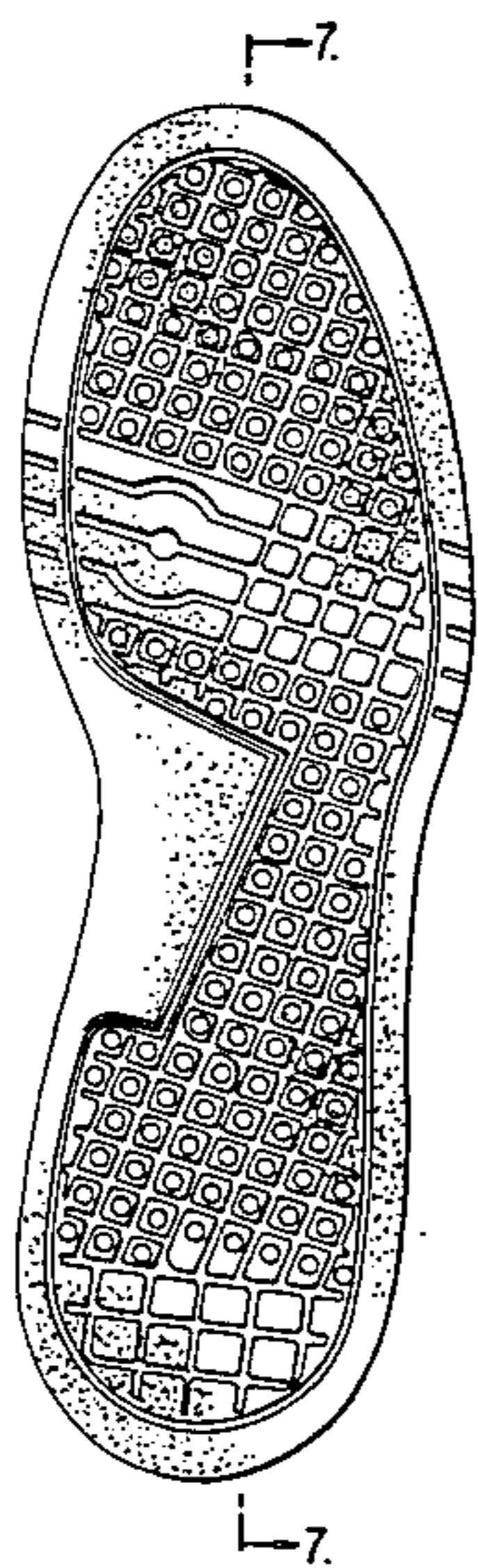
*Primary Examiner*—Louis S. Zarfes  
*Attorney, Agent, or Firm*—Oblon, Fisher, Spivak,  
McClelland & Maier

[57] **CLAIM**

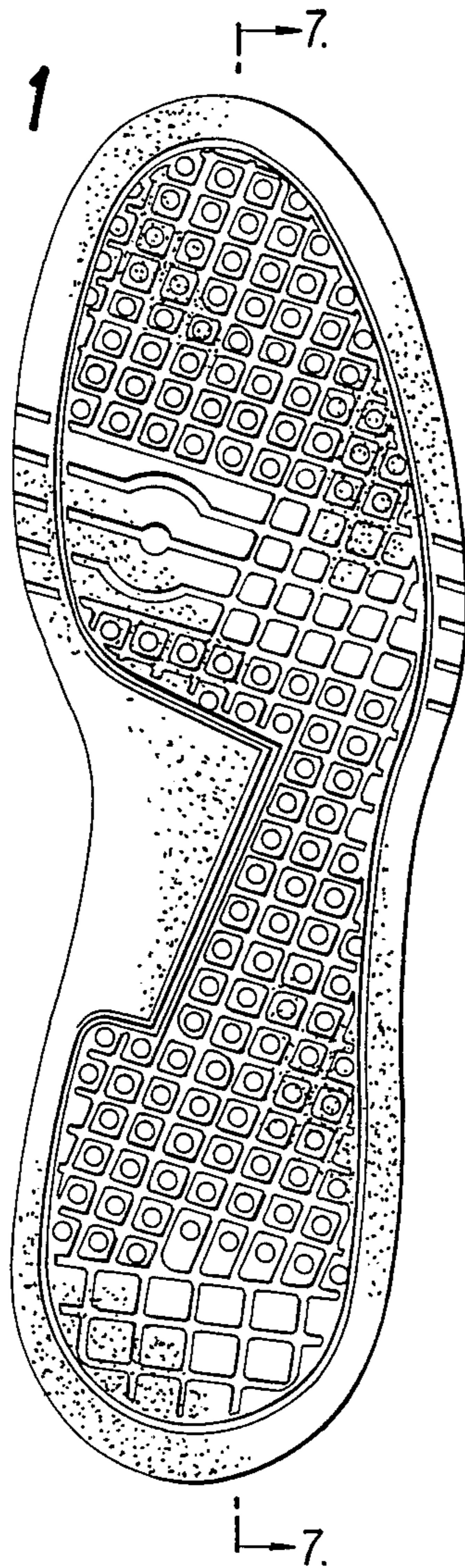
The ornamental design for a shoe sole, as shown.

**DESCRIPTION**

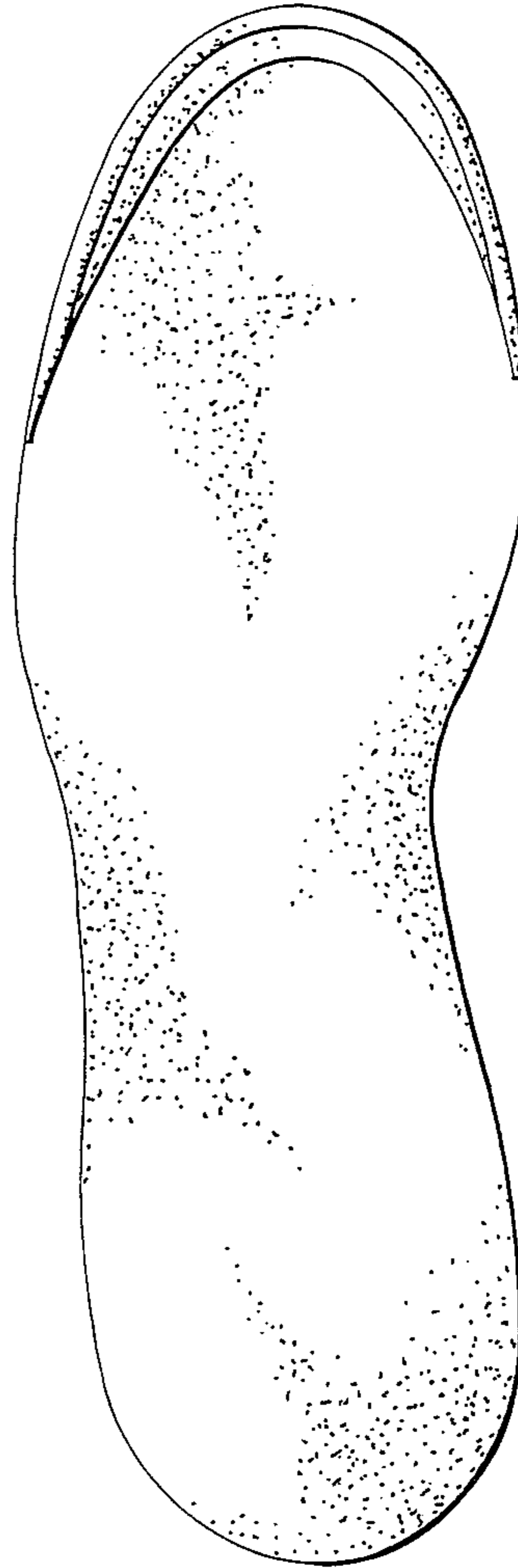
FIG. 1 is a front elevational view of a shoe sole showing my new design;  
FIG. 2 is a rear elevational view thereof;  
FIG. 3 is a bottom plan view of the shoe sole;  
FIG. 4 is a top plan view of the shoe sole;  
FIG. 5 is a left side elevational view thereof;  
FIG. 6 is a right side elevational view thereof;  
FIG. 7 is a sectional view taken on lines 7—7 of FIG. 1.




*Fig. 1*



*Fig. 2*



*Fig. 3*



*Fig. 4*




Fig. 5




Fig. 6

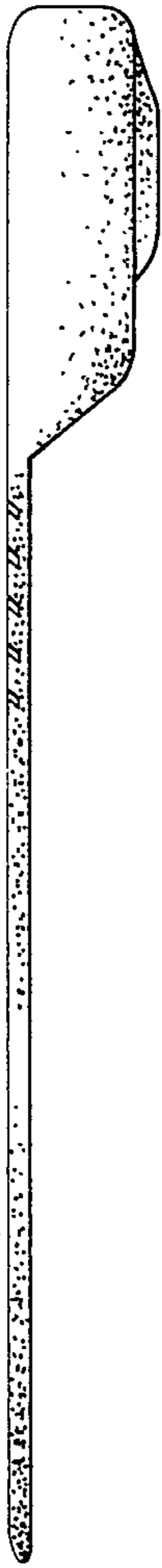


Fig. 7

