

[54] MECHANIC'S CREEPER

[76] Inventor: Bryce D. Osborne, 1581 Monrovia Ave., Newport Beach, Calif. 92663

[\*\*] Term: 14 Years

[21] Appl. No.: 42,658

[22] Filed: Apr. 27, 1987

[52] U.S. Cl. .... D34/23

[58] Field of Search ..... D34/23, 12, 17;  
280/32.5, 32.6, 79.1 R, 79.1 A

[56] References Cited

U.S. PATENT DOCUMENTS

|            |         |              |       |          |
|------------|---------|--------------|-------|----------|
| D. 152,008 | 12/1948 | Lucas        | ..... | 280/32.6 |
| D. 242,909 | 1/1977  | Miller       | ..... | D34/23   |
| 2,124,389  | 7/1938  | Woelfer, Jr. | ..... | 280/32.6 |
| 4,244,594  | 1/1981  | Hines        | ..... | 280/32.6 |

FOREIGN PATENT DOCUMENTS

|         |        |                |       |          |
|---------|--------|----------------|-------|----------|
| 963389  | 7/1964 | United Kingdom | ..... | 280/32.6 |
| 2178702 | 2/1987 | United Kingdom | ..... | 280/32.6 |
| 2198994 | 6/1988 | United Kingdom | ..... | 280/32.6 |

Primary Examiner—Wallace R. Burke  
Assistant Examiner—Kay H. Chin  
Attorney, Agent, or Firm—Roy A. Ekstrand

[57] CLAIM

The ornamental design for a mechanic's creeper, as shown and described.

DESCRIPTION

FIG. 1 is a top plan view of a mechanical creeper showing my new design;  
FIG. 2 is a side elevational view thereof, the opposite side elevational view being a mirror image of that shown;  
FIG. 3 is a front elevational view thereof;  
FIG. 4 is a rear elevational view thereof; and  
FIG. 5 is a bottom plan view thereof.

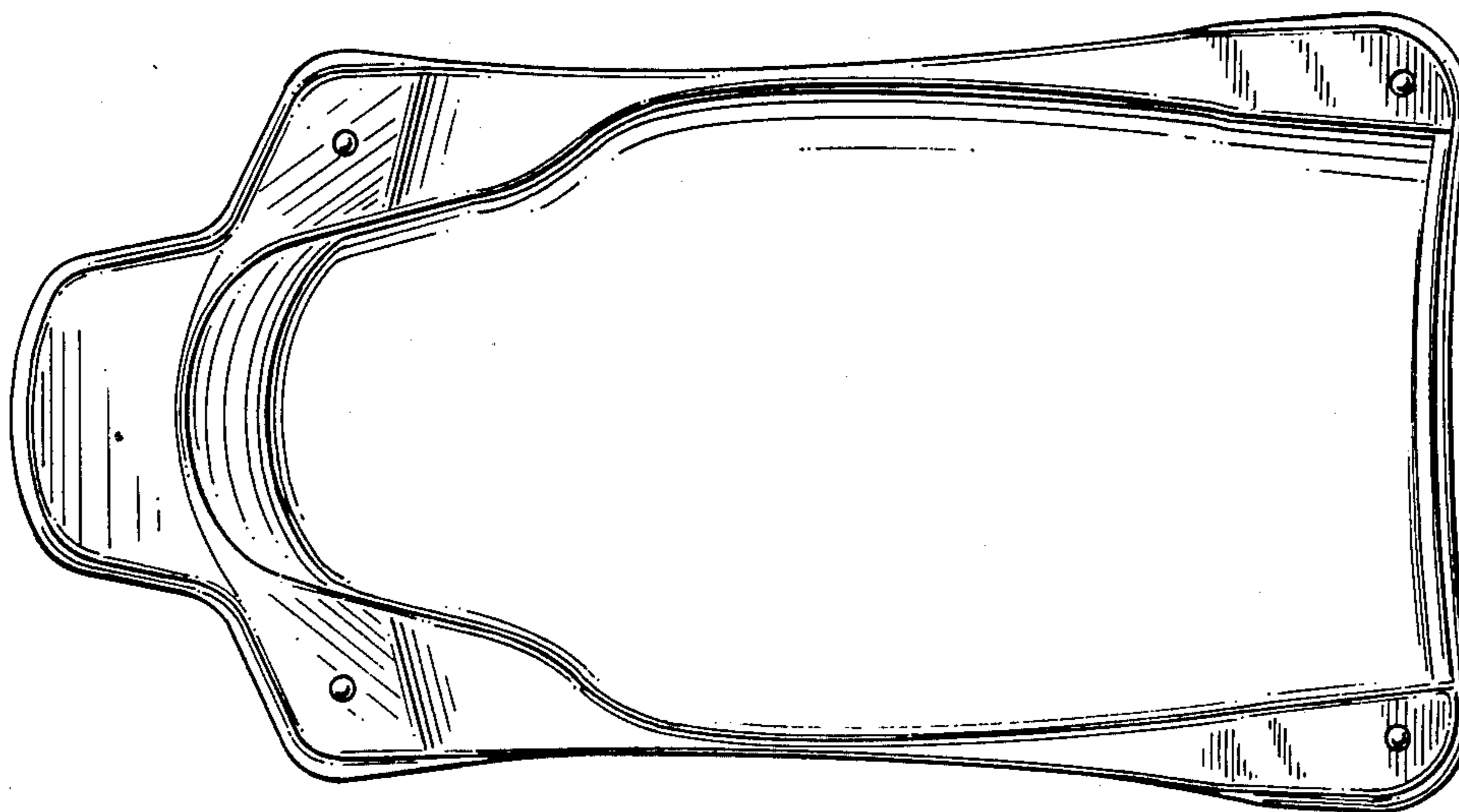


FIG. 1

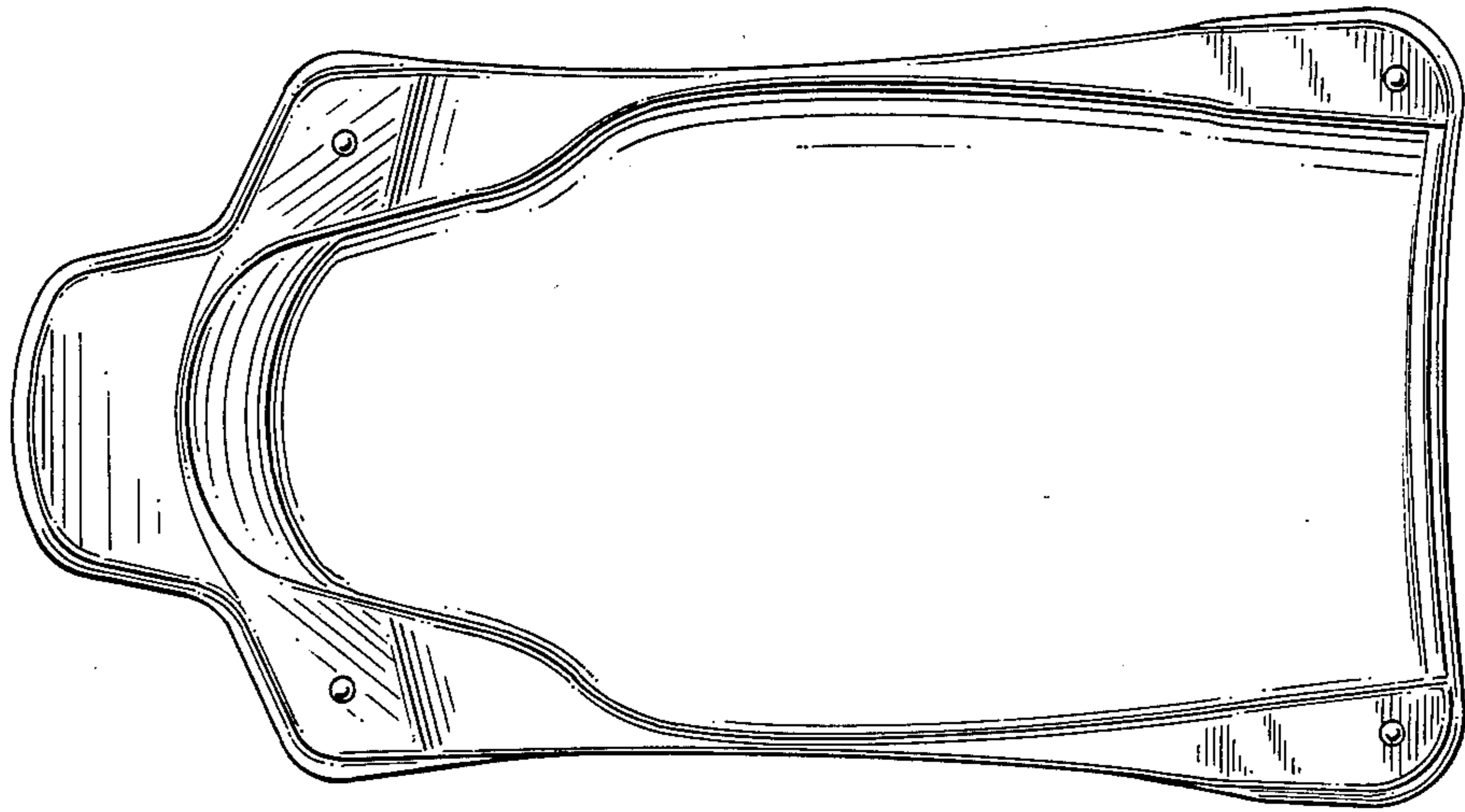


FIG. 2



FIG. 3




FIG. 4




FIG. 5

