

[54] **TABLET**

[75] **Inventor: Benjamin Oshlack, New York, N.Y.**

[73] **Assignee: Euroceltique S.A., Luxembourg, Luxembourg**

[\*\*] **Term: 14 Years**

[21] **Appl. No.: 885,037**

[22] **Filed: Jul. 14, 1986**

[52] **U.S. Cl. .... D28/2; D28/8.2**

[58] **Field of Search .... D28/1-3, D28/8, 8.1, 8.2; D1/100, 106, 112, 121, 127, 128, 129, 199; 424/464, 465, 467, 469, 472, 474**

[56] **References Cited**

**U.S. PATENT DOCUMENTS**

- D. 187,372 3/1960 Dailey ..... D28/2
- D. 218,368 8/1970 Johnson ..... D28/8.1
- D. 258,091 1/1981 Reed et al. .... D28/2

- D. 269,127 5/1983 Christianson ..... D28/8.1
- D. 286,086 10/1986 Tovey ..... D28/2
- 4,215,104 7/1980 Ullman et al. .... D1/121
- 4,713,248 12/1987 Kjornaes et al. .... D28/2

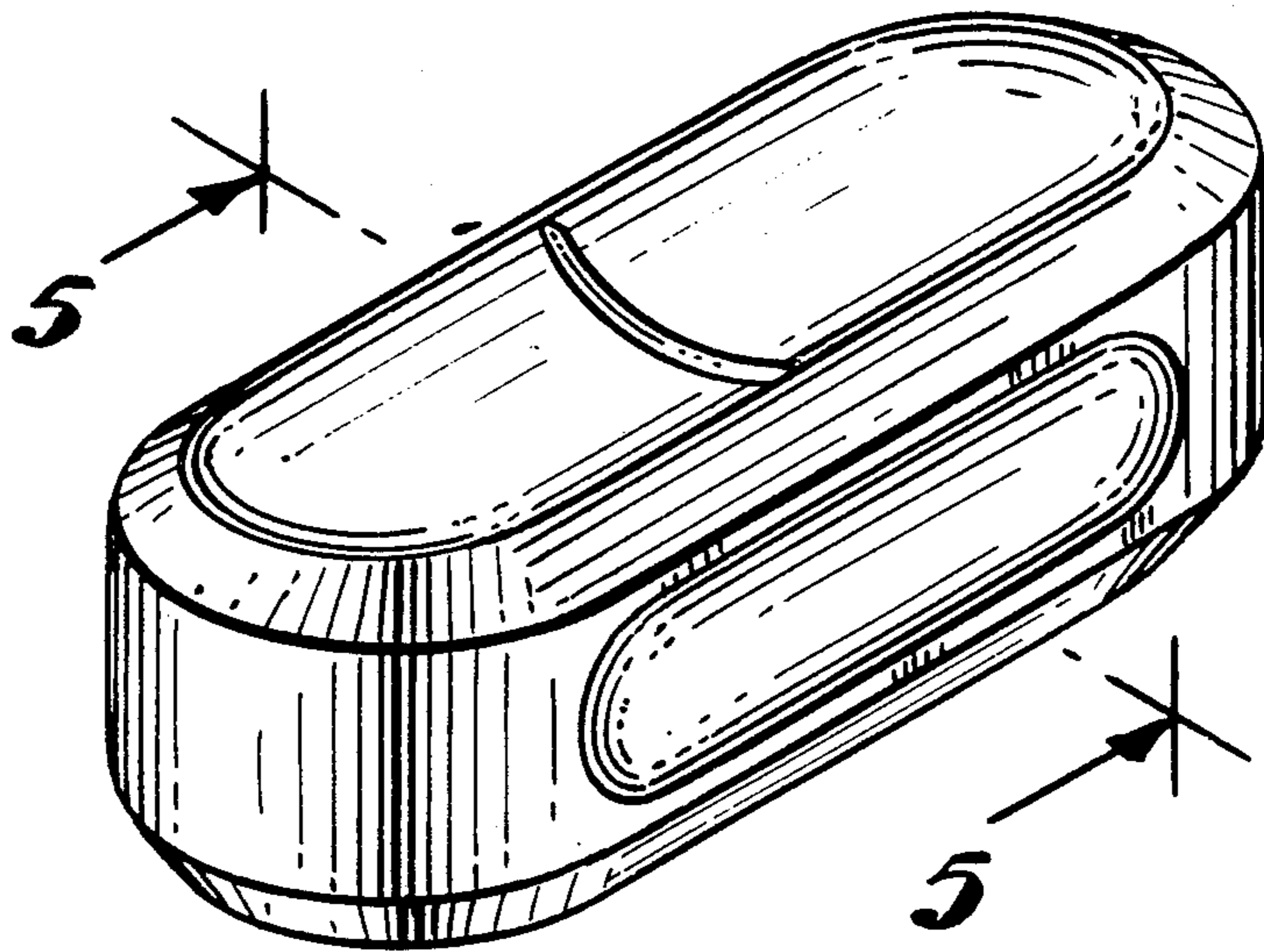
*Primary Examiner*—Wallace R. Burke  
*Assistant Examiner*—Kay H. Chin  
*Attorney, Agent, or Firm*—Steinberg & Raskin

[57] **CLAIM**

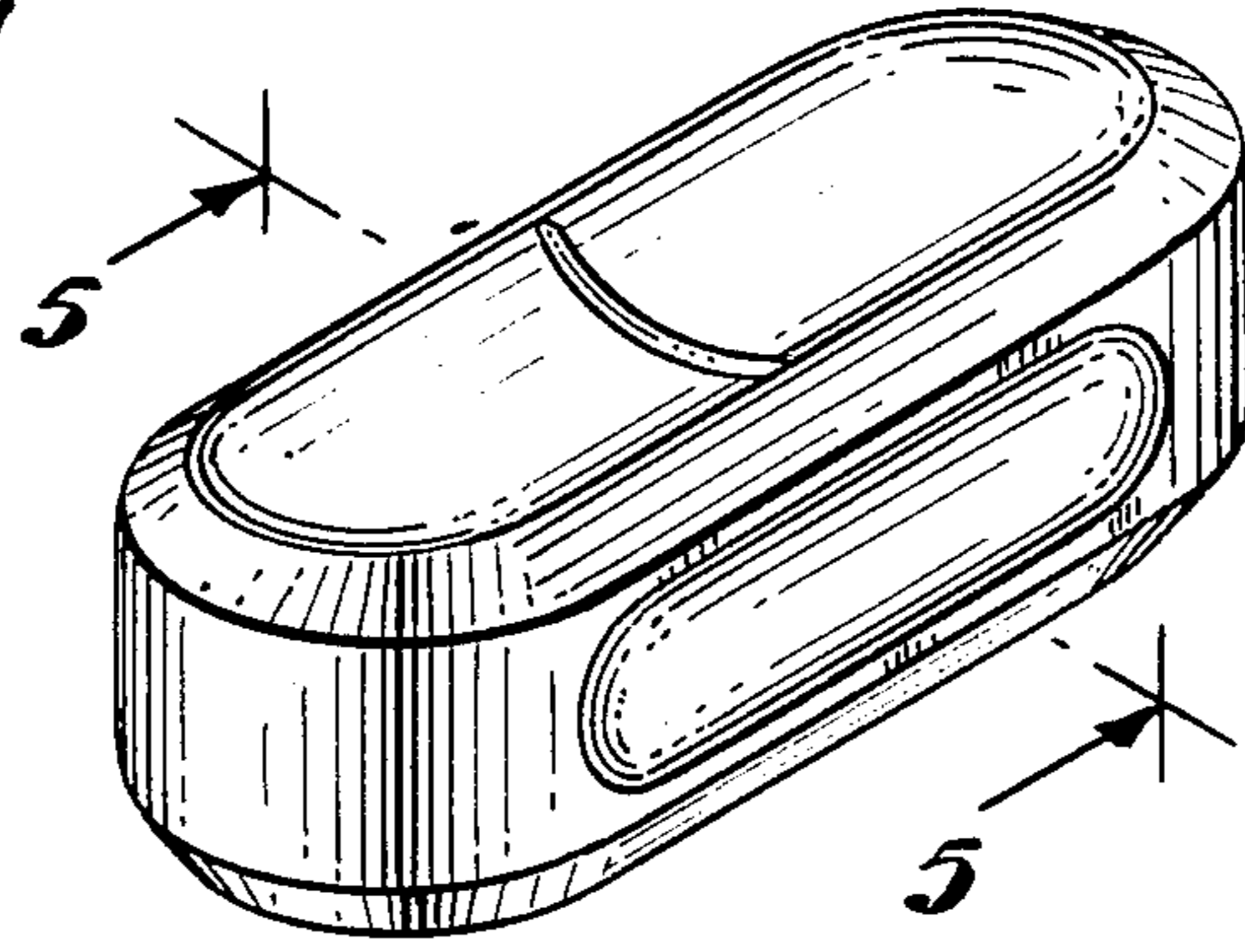
The ornamental design for a tablet, as shown and described.

**DESCRIPTION**

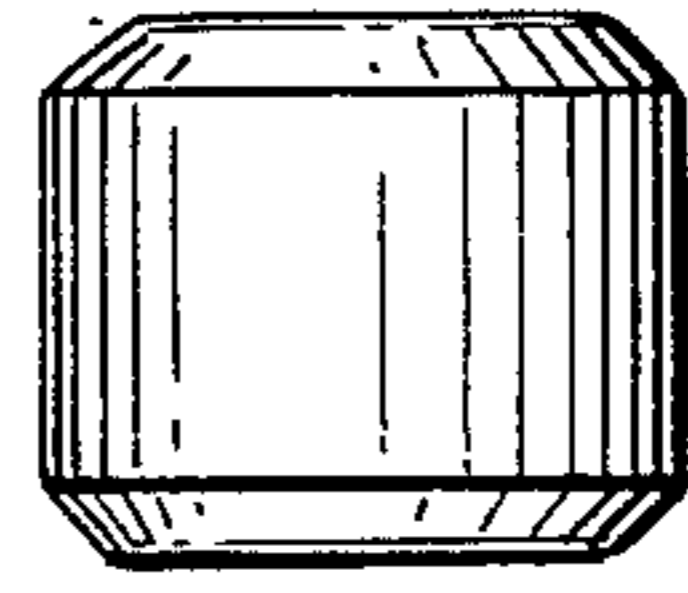

FIG. 1 is a top perspective view of a tablet showing my new design;  
FIG. 2 is a front elevation view thereof, the rear view being identical thereto;  
FIG. 3 is a right side elevation view thereof, the left side view being identical thereto;  
FIG. 4 is a bottom plan view thereof; and  
FIG. 5 is a section view taken along line 5—5 of FIG. 1.




*FIG. 1*



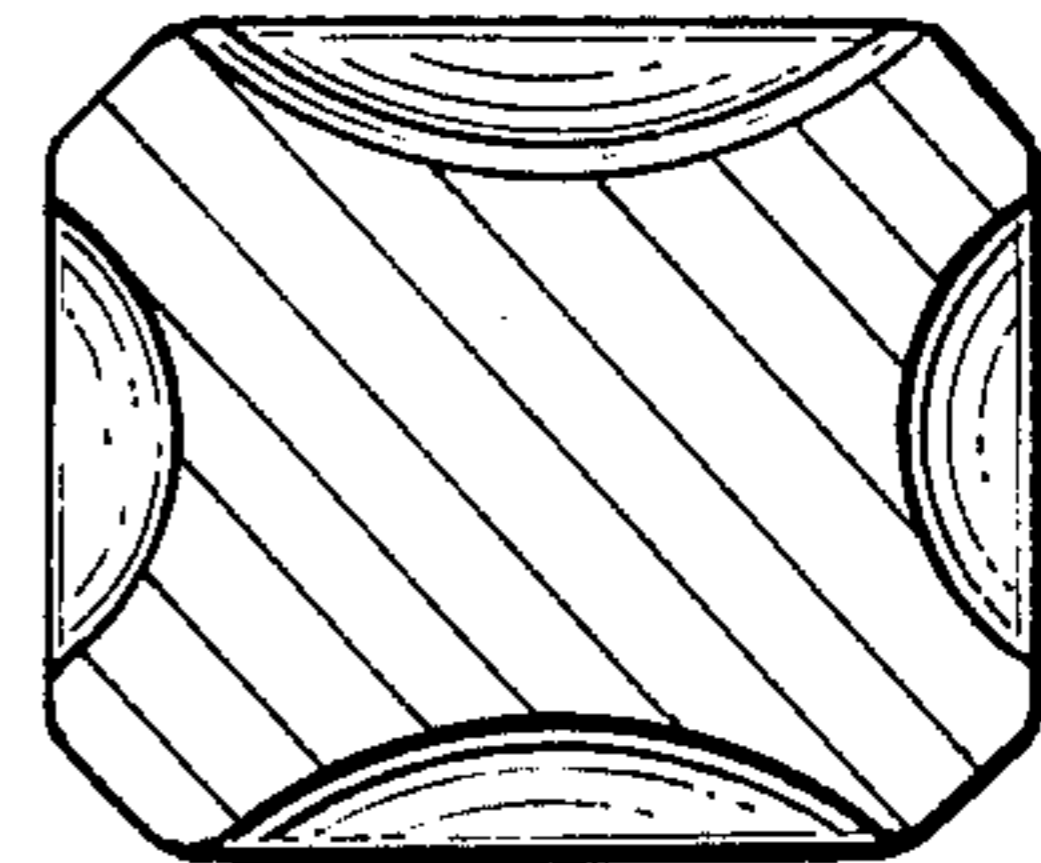
*FIG. 2*



*FIG. 3*



*FIG. 5*



*FIG. 4*