

[54] VEHICLE SPLASH GUARD

[75] Inventors: Douglas K. Ward; Jerry N. Moscovitch, both of Toronto, Canada

[73] Assignee: Powerflow Products, Ltd., Toronto, Canada

[\*\*] Term: 14 Years

[21] Appl. No.: 869,029

[22] Filed: May 30, 1986

[52] U.S. Cl. .... D12/185

[58] Field of Search ..... D12/185; 280/154.5 R, 280/152

FOREIGN PATENT DOCUMENTS

7707829 7/1977 Netherlands ..... 280/154.5 R  
1523547 9/1978 United Kingdom ..... 280/154.5 R

OTHER PUBLICATIONS

Catalog, D. H. Buck Co., Inc., entitled: Urethane, Flares, Spoilers & Splash Guards; 10 pages, copyrighted 1982.

KAMEI Automotive Accessory catalog (copyright 1983), p. 14, Splash Guards.

Primary Examiner—James M. Gandy

Attorney, Agent, or Firm—Watts, Hoffmann, Fisher & Heinke Co.

[56] References Cited

U.S. PATENT DOCUMENTS

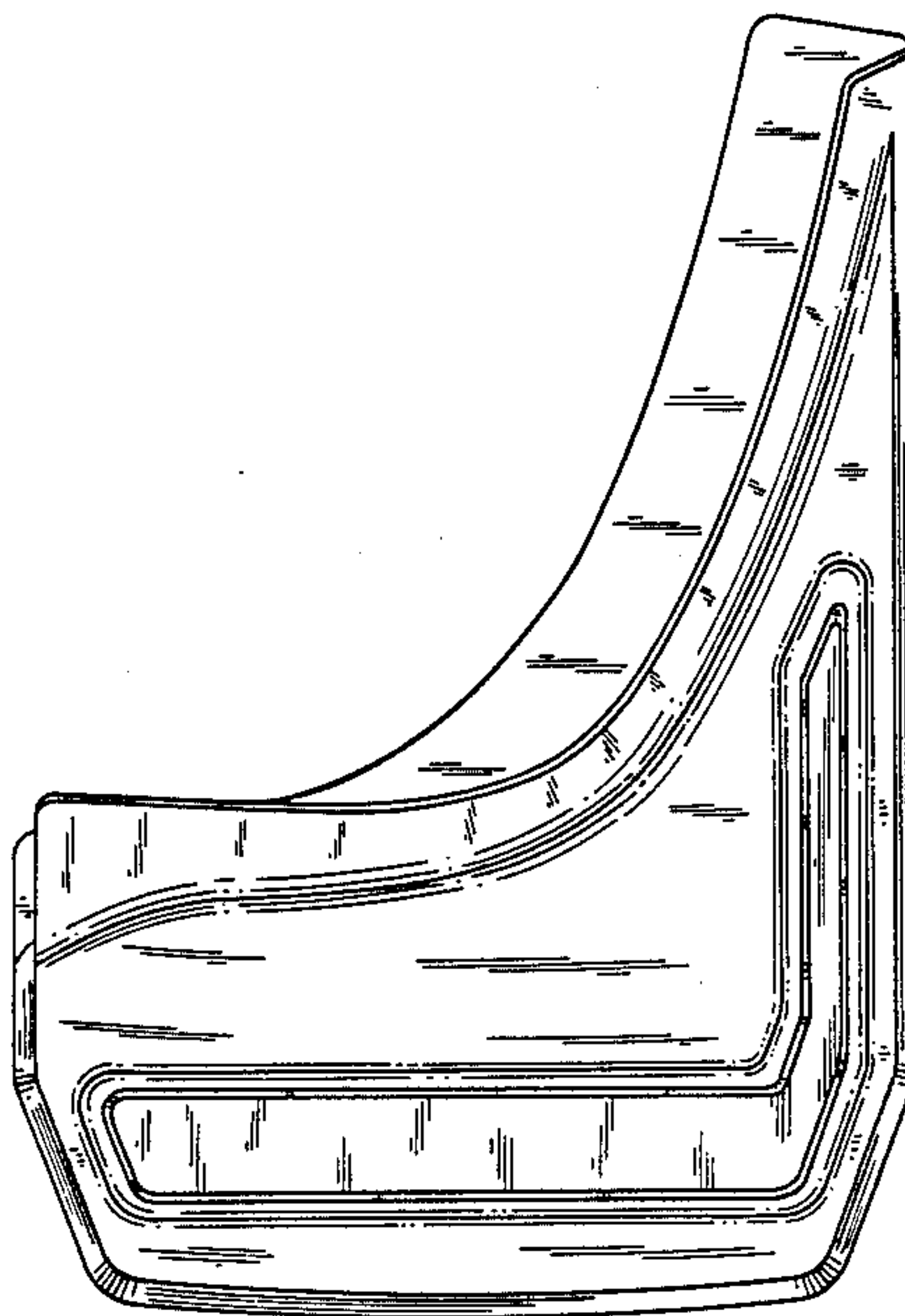
- D. 260,759 9/1981 Arenhold ..... D12/185
D. 267,864 2/1983 Watanabe ..... D12/185
D. 267,865 2/1983 Gross ..... D12/185
D. 274,324 6/1984 Arenhold ..... D12/185
D. 281,774 12/1985 Ward ..... D12/185
1,864,456 6/1932 McCollum ..... 280/154.5 R
1,993,067 3/1935 Littlefield ..... 280/152
3,953,053 4/1976 Arenhold ..... 280/154.5 R
4,012,053 3/1977 Bode ..... 280/154.5 R
4,089,537 5/1978 Pralutsky ..... 280/154.5 R
4,099,736 7/1978 Shiina ..... 280/154.5 R
4,169,608 10/1979 Logan ..... 280/153 R
4,174,850 11/1979 Hart ..... 280/153 R
4,268,052 5/1981 Sullivan ..... 280/153 R
4,293,140 10/1981 Bell et al. .... 280/154.5 R
4,315,634 2/1982 Arenhold ..... 280/154.5 R
4,378,120 3/1983 Laine ..... 280/154
4,427,208 1/1984 Jorges ..... 280/153 R
4,436,319 3/1984 Clutter ..... 280/154.5 R
4,447,067 5/1984 Yamashita ..... 280/153 R
4,709,938 12/1987 Ward et al. .... 280/154.5 R

[57] CLAIM

The ornamental design for a vehicle splash guard, as shown and described.

DESCRIPTION

FIG. 1 is a front elevational view of a vehicle splash guard showing our new design; FIG. 2 is a top plan view thereof; FIG. 3 is a rear elevational view thereof; FIG. 4 is a bottom plan view thereof; FIGS. 5 and 6 are side elevational views thereof; FIG. 7 is a front elevational view of a vehicle splash guard showing a second embodiment of our new design; FIG. 8 is a bottom plan view of the embodiment of FIG. 7; and FIGS. 9 and 10 are side elevational views of the embodiment of FIG. 7. The top and rear of the second embodiment of the vehicle splash guard are understood to be substantially identical to the top and rear of the first embodiment thereof as shown in FIGS. 2 and 3 respectively.



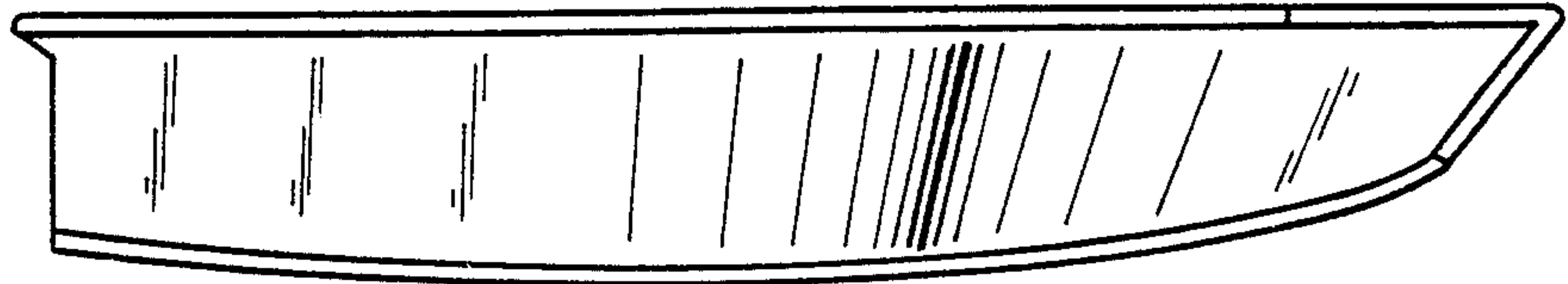


FIG. 2

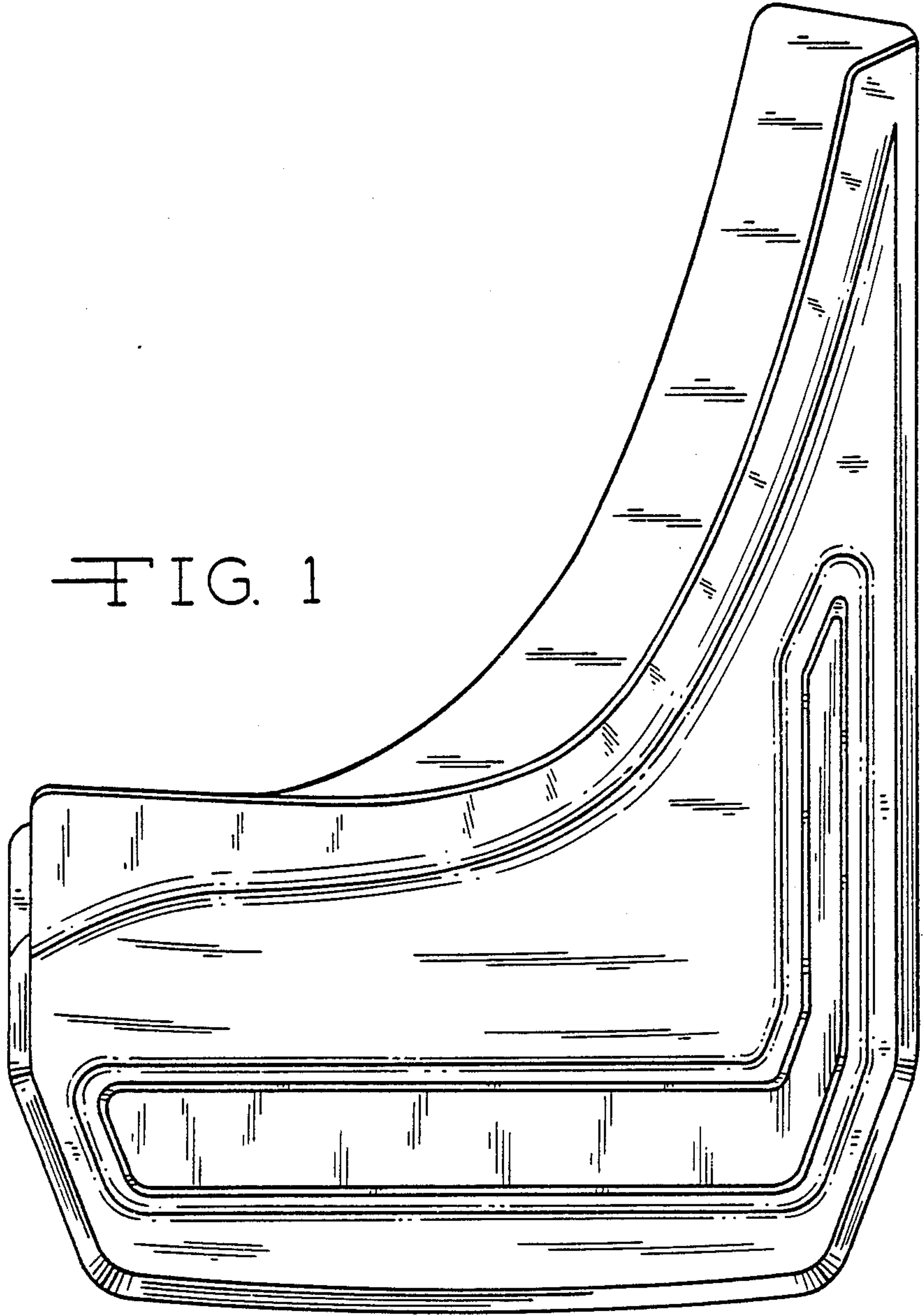


FIG. 1

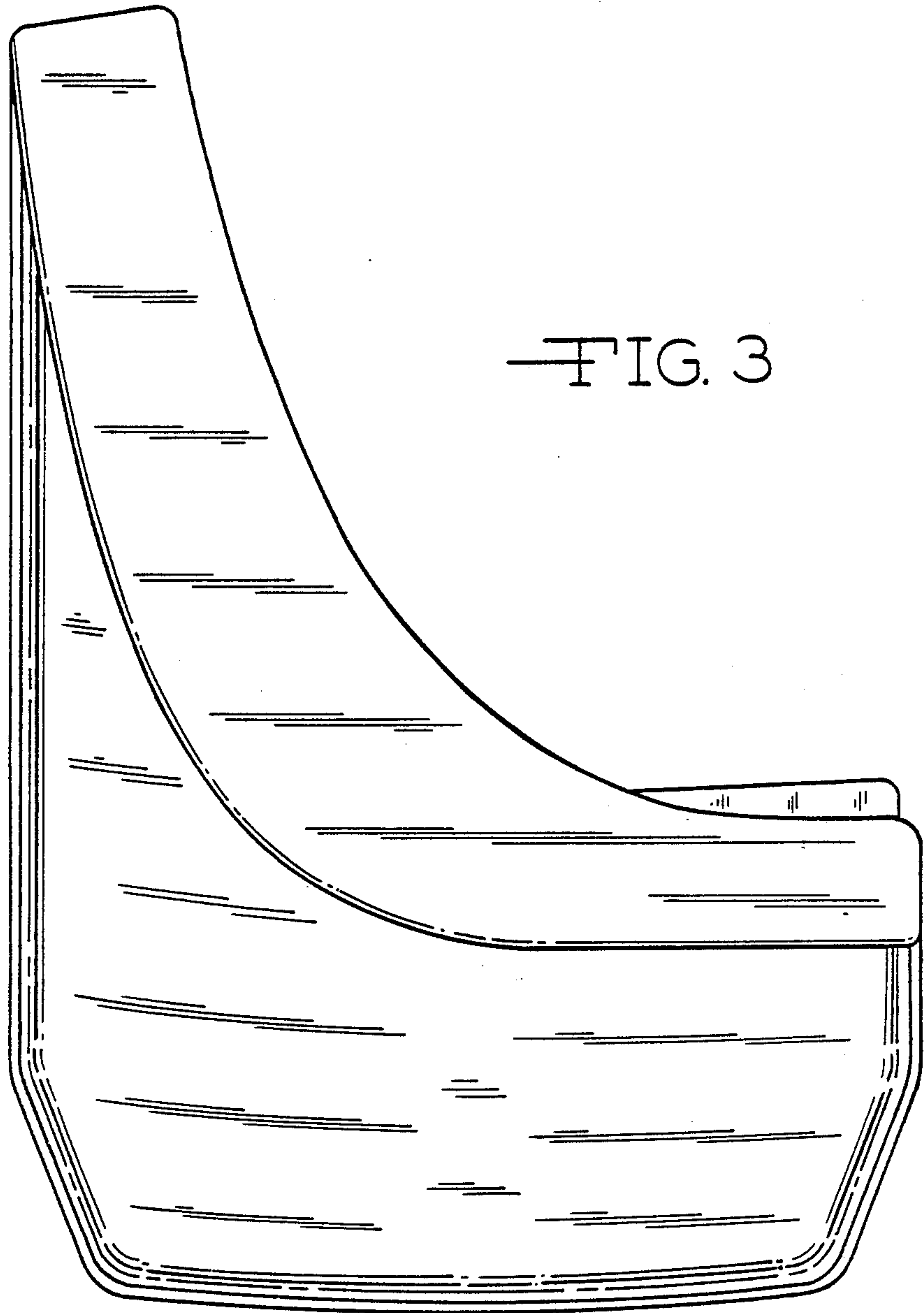


FIG. 3




FIG. 4




FIG. 5

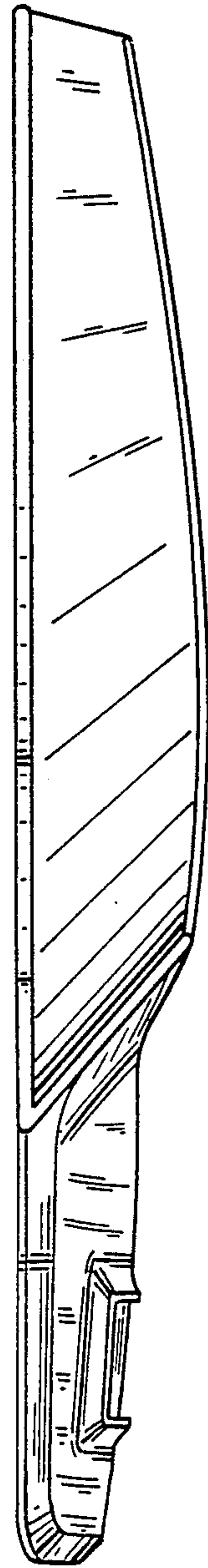
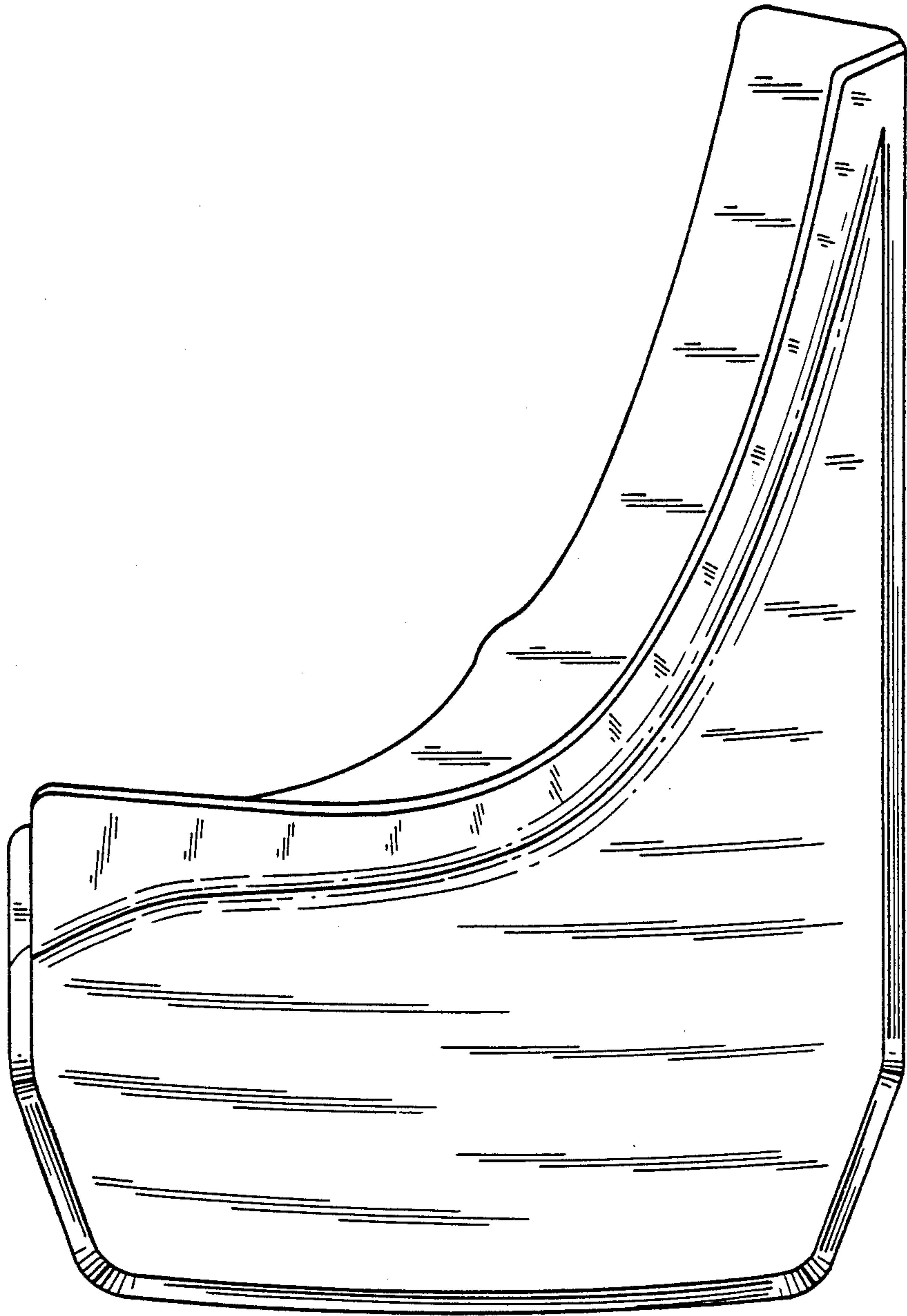


FIG. 6





—FIG. 7




FIG. 8

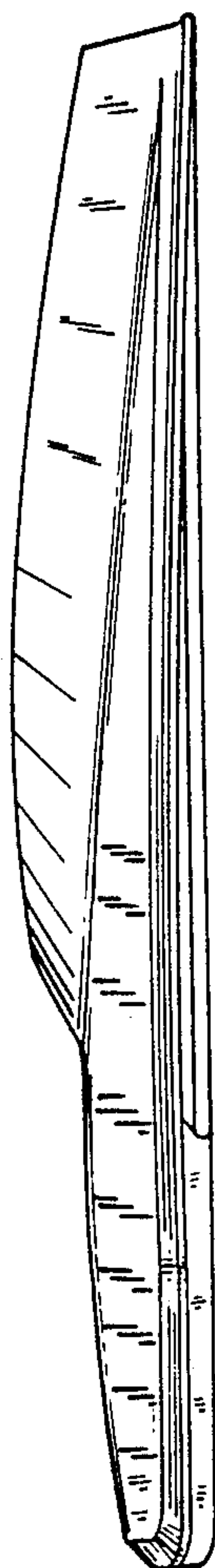


FIG. 9

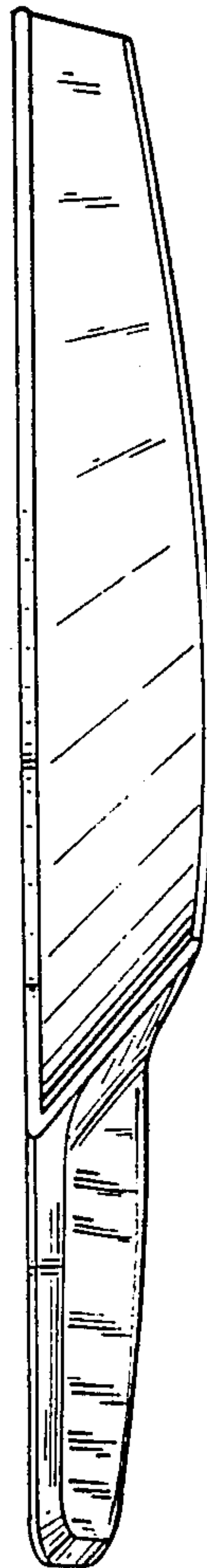


FIG. 10