

[54] CLEAT FOR BOATS

[75] Inventor: Warwick M. Whitley, II, Lynn Haven, Fla.

[73] Assignee: Attwood Corporation, Lowell, Mich.

[**] Term: 14 Years

[21] Appl. No.: 857,417

[22] Filed: Apr. 21, 1986

[52] U.S. Cl. D8/356; D8/382

[58] Field of Search D8/356, 382; 114/218

[56] References Cited

U.S. PATENT DOCUMENTS

D. 239,258	3/1976	Faul	D8/382
3,115,113	12/1963	Ellsworth	114/218
4,147,122	4/1979	Merry	114/218

OTHER PUBLICATIONS

Goldberg's Marine 1981 Discount Accessory Cat.; p. 121; Cleat.

Attwood Corporation Catalog pp. 19, 20, 26 and 27.

Perko, Inc. Catalog pp. i-6, L-14 and M-3.

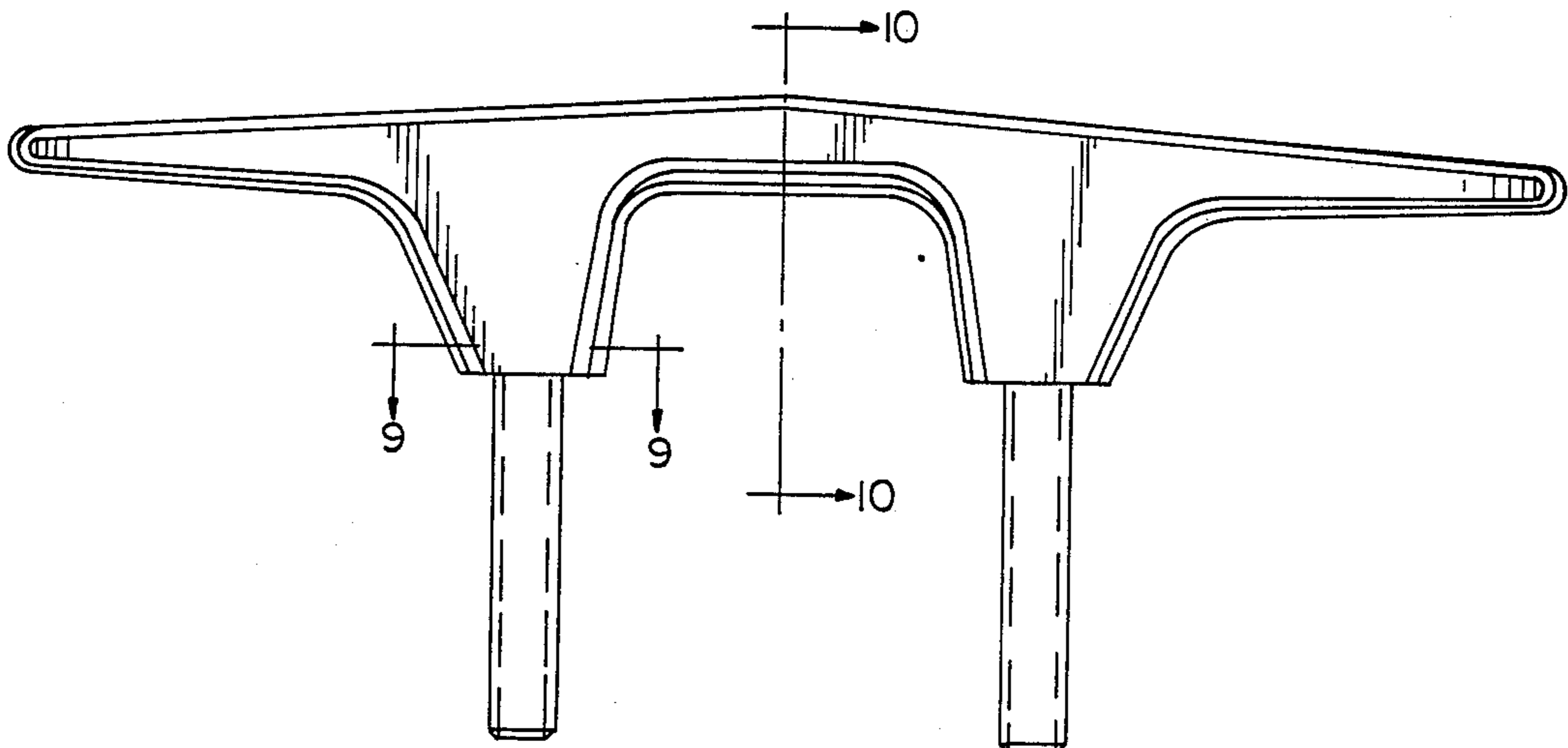
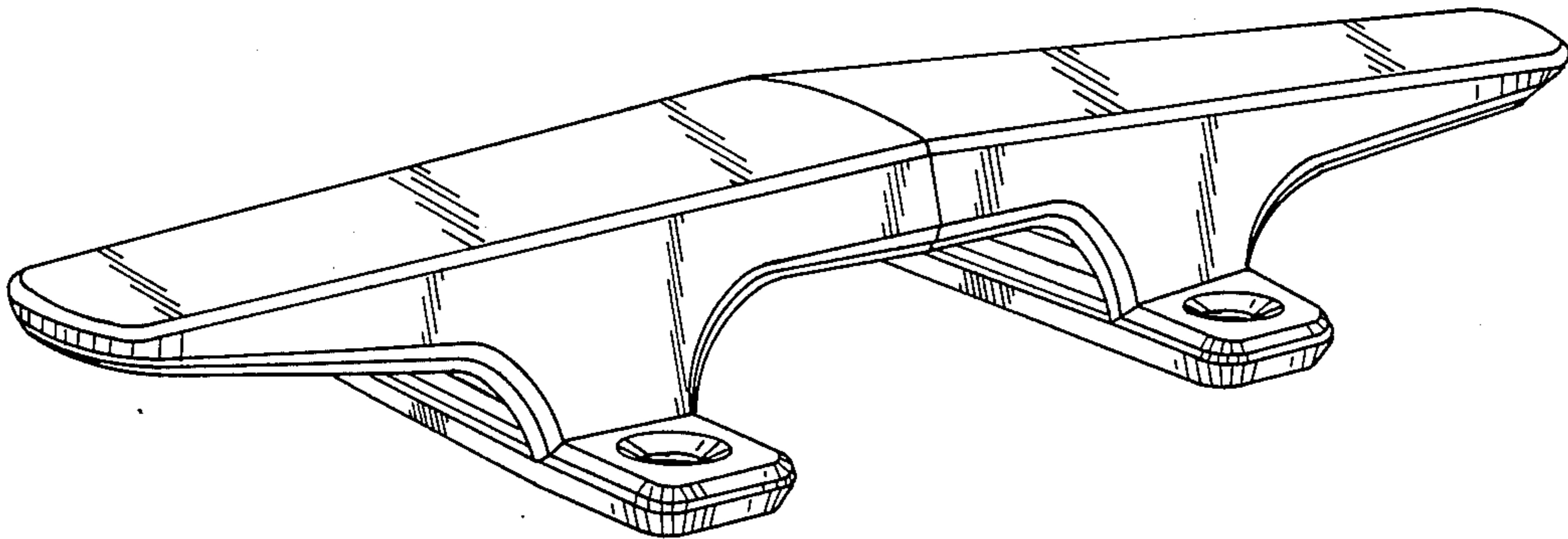
Primary Examiner—B. J. Bullock
Attorney, Agent, or Firm—Price, Heneveld, Cooper, DeWitt & Litton

[57] CLAIM

The ornamental design for a cleat for boats, as shown and described.

DESCRIPTION

FIG. 1 is a side perspective view of the cleat for boats showing my new design;
 FIG. 2 is a side elevational view thereof;
 FIG. 3 is an end elevational view thereof, it being understood that both end views are the same;
 FIG. 4 is a top plan view thereof;
 FIG. 5 is a bottom view thereof;
 FIG. 6 is a side elevational view of a second embodiment of the design of FIG. 1;
 FIG. 7 is a bottom view of FIG. 6;
 FIG. 8 is an end elevational view of FIG. 6, it being understood that both end views are the same;
 FIG. 9 is a cross-sectional view taken on line IX—IX of FIG. 6;
 FIG. 10 is a cross-sectional view taken in the direction of the arrows on line X—X of FIG. 6.



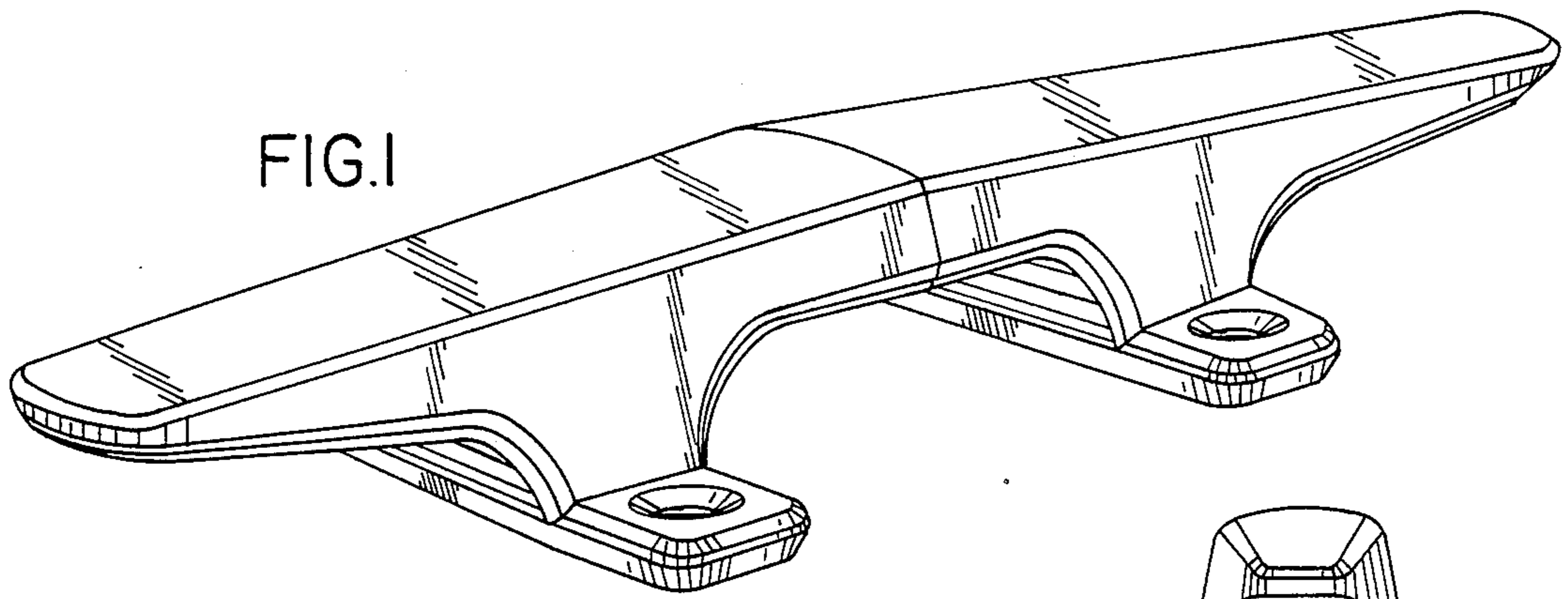


FIG.3




FIG.2

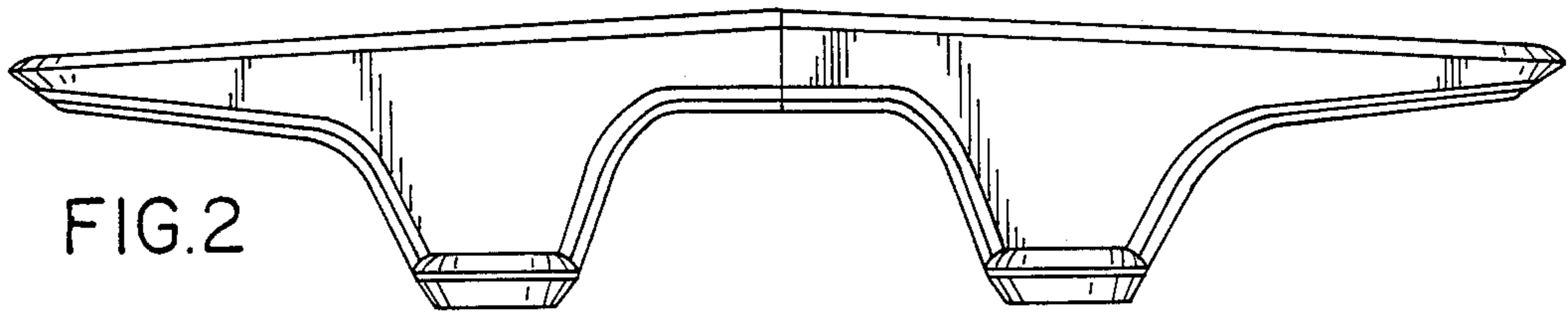


FIG.4

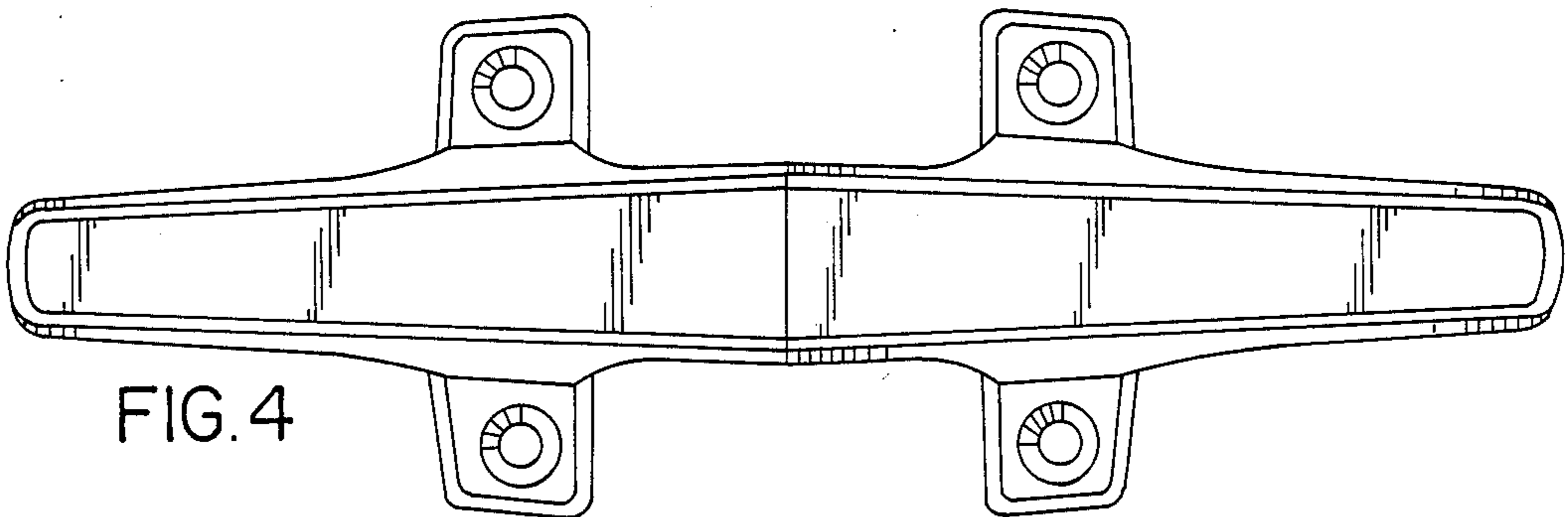


FIG.5

