

[54] HEIGHT ADJUSTMENT HANDLE FOR SUSPENDING A GRID ON A BARBEQUE GRILL

3,217,634 11/1965 Fox 126/25 A
4,516,682 5/1985 Bell 211/106
4,548,193 10/1985 Marogil 126/25 A

[76] Inventor: Ralph Ogden, 1304 Fisher St., Munster, Ind. 46321

Primary Examiner—Bruce W. Dunkins
Assistant Examiner—Ruth Takemoto
Attorney, Agent, or Firm—Mann, McWilliams, Zummer & Sweeney

[**] Term: 14 Years

[21] Appl. No.: 881,461

[57] CLAIM

[22] Filed: Jul. 2, 1986

[52] U.S. Cl. D7/402

[58] Field of Search D7/338, 336, 332, 402-403, D7/409; 126/25 A, 25 B, 25 AA, 29-30, 9 R, 9 B, 41 E, 154, 337 A; 211/106, 181; D8/380-381

The ornamental design for height adjustment handle for suspending a grid on a barbeque grill, as shown and described.

DESCRIPTION

[56] References Cited

U.S. PATENT DOCUMENTS

D. 259,536 6/1981 Douglas D7/409
D. 271,740 12/1983 Borglum D7/332
2,531,684 11/1950 Jackson 126/25 A
3,003,494 10/1961 Ross et al. 126/25 A
3,176,676 4/1965 Caldwell 126/25 A

FIG. 1 is a height adjustment handle for suspending a grid on a barbeque grill showing my new design, the grid is shown in broken lines for illustrative purposes only and forms no part of the claimed design; FIG. 2 is a left side elevational view thereof; FIG. 3 is a front elevational view thereof; FIG. 4 is a right side elevational view thereof; FIG. 5 is a rear elevational view thereof; FIG. 6 is a top plan view thereof; and FIG. 7 is a bottom plan view thereof.

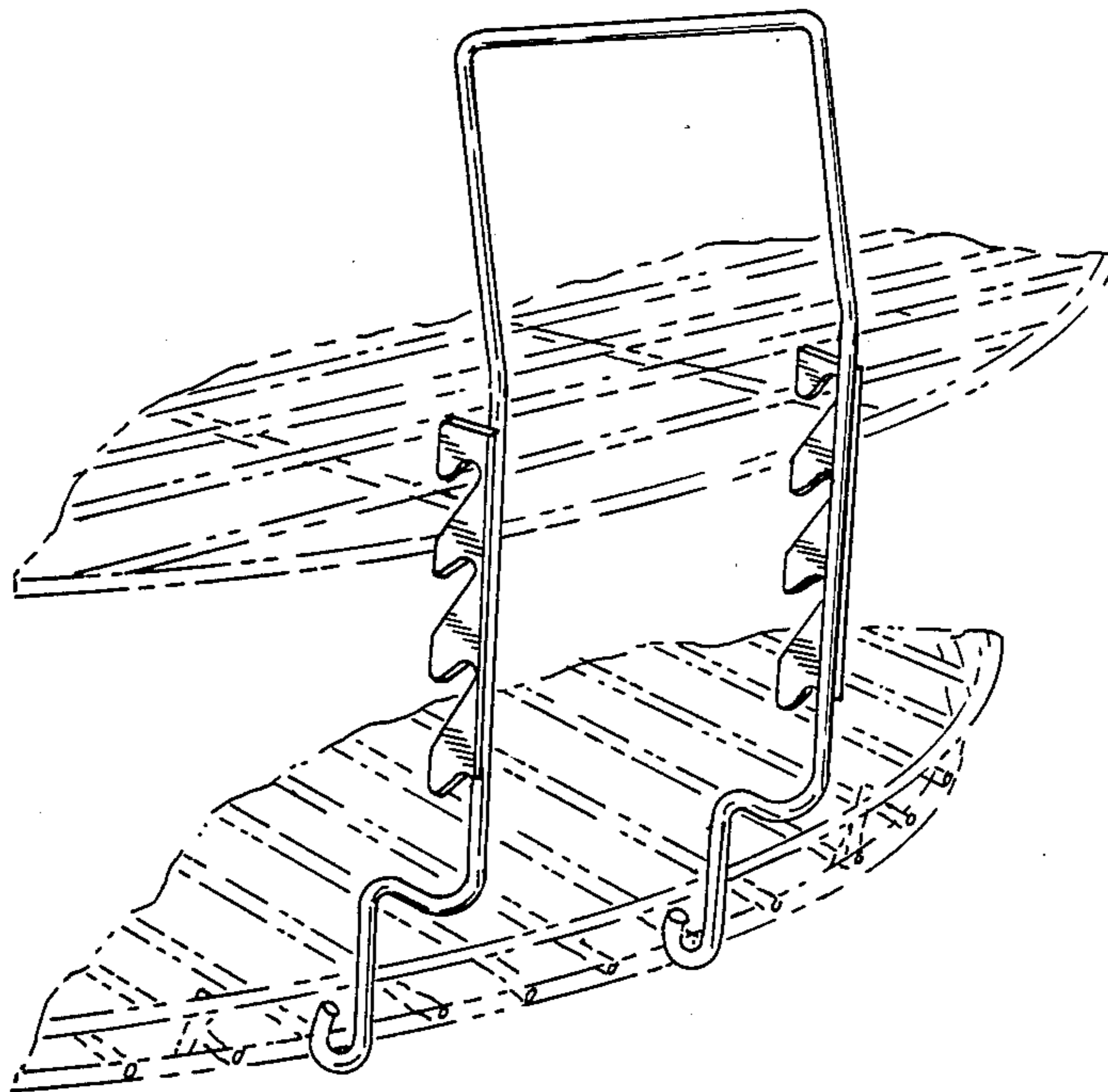


FIG-3-




FIG-2-

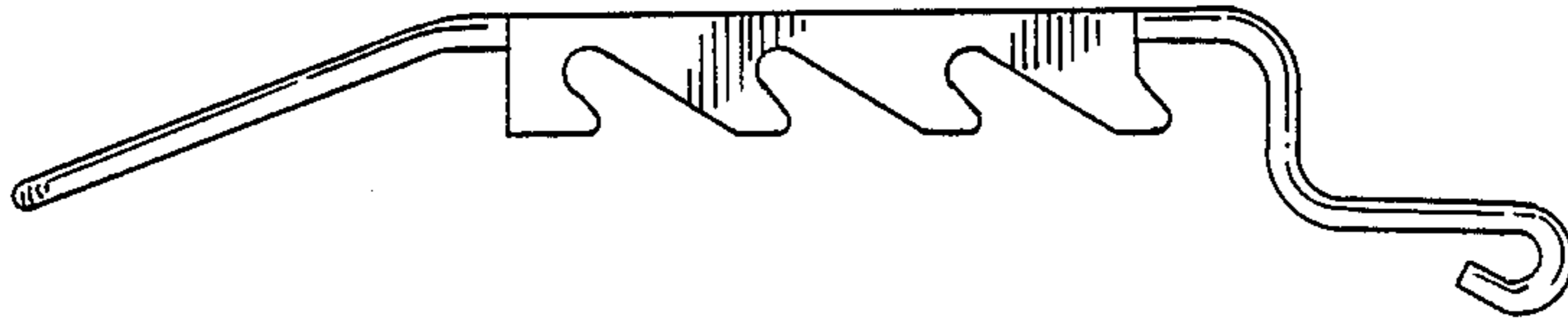


FIG-1-

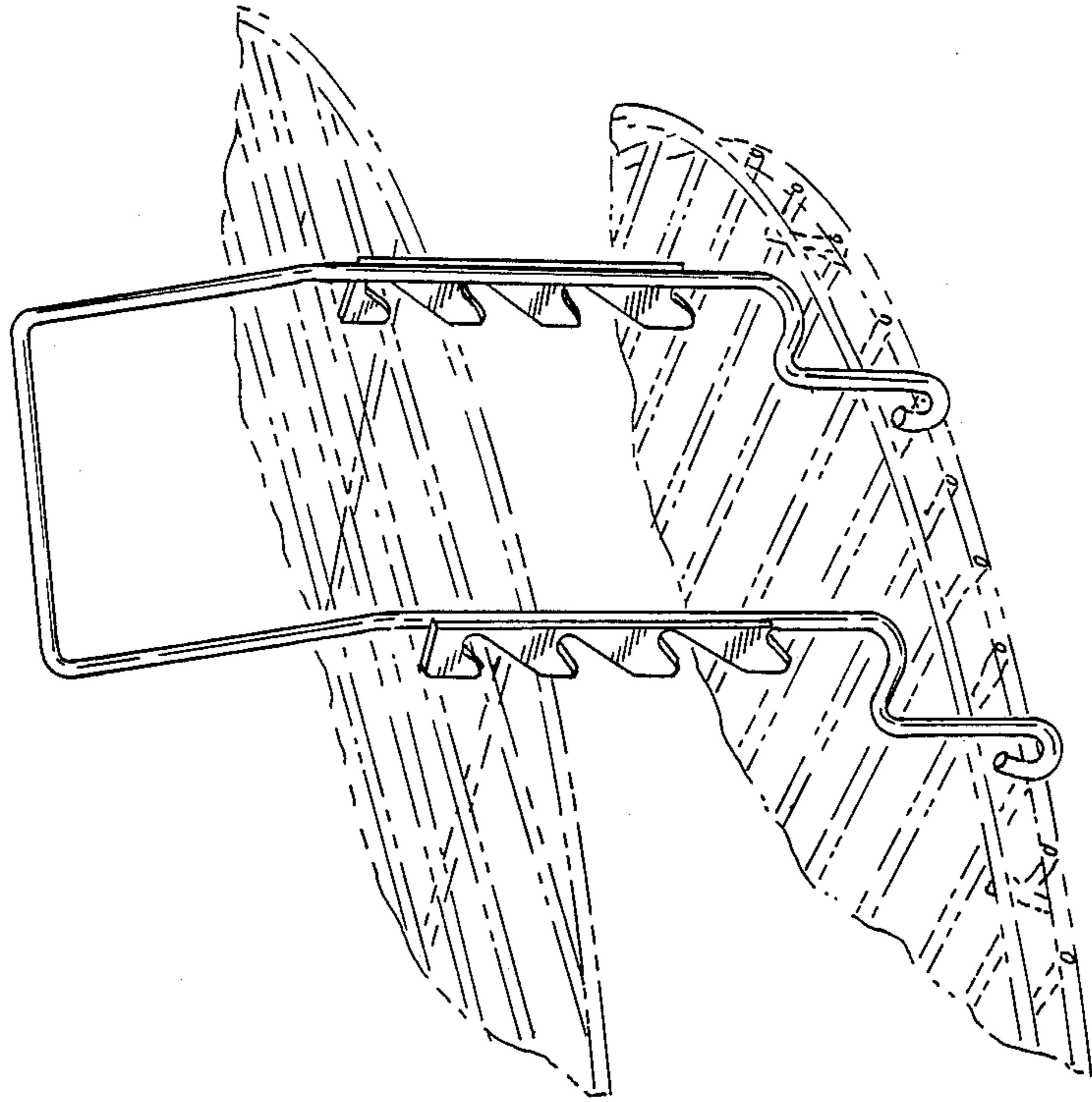


FIG. 6




FIG. 4

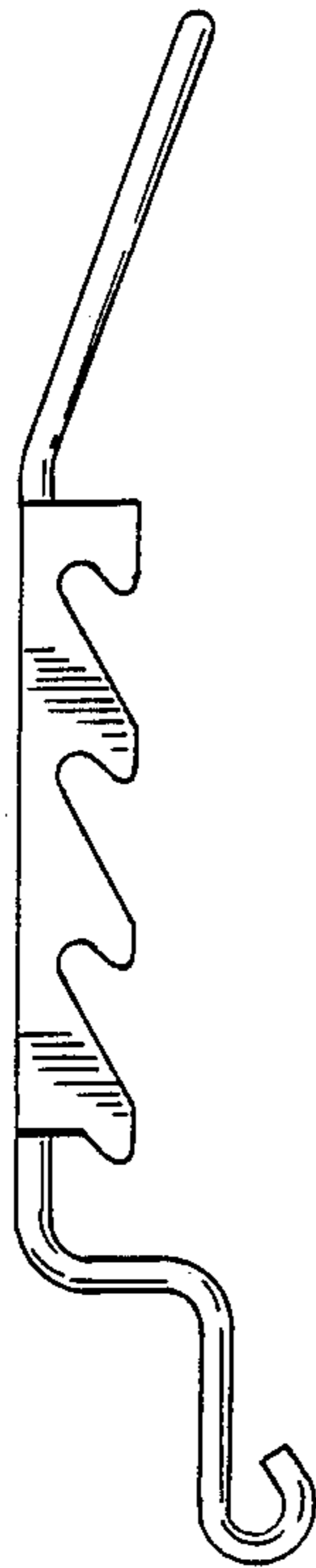


FIG. 5




FIG. 7

