

[54] PASTRY RACK

[75] Inventor: J. Marshall Suttles, Elberton, Ga.

[73] Assignee: Royston Corporation, Royston, Ga.

[\*\*] Term: 14 Years

[21] Appl. No.: 856,135

[22] Filed: Apr. 21, 1986

[52] U.S. Cl. .... D6/463; D6/464; D6/474; D6/476

[58] Field of Search ..... D6/473, 474, 463, 464, D6/465, 475, 476; 211/13, 181

[56] References Cited

U.S. PATENT DOCUMENTS

D. 123,432	11/1940	Kneebone	.....	D6/464
D. 127,672	6/1941	Brown	.....	D6/473
D. 162,397	3/1951	Fink	.....	D6/463
D. 167,820	9/1952	Zel et al.	.....	D6/463
D. 188,742	8/1960	Kiegel et al.	.....	D6/463
D.192,985	6/1962	Patterson	.....	D6/463

D. 218,580	9/1970	Reibold et al.	.....	D6/463
D. 220,345	3/1971	Burke	.....	D6/463
1,477,428	12/1923	Corbett	.....	D6/476 X

OTHER PUBLICATIONS

Akro-Mils Bench Rack, p. 165, 1986 Fall Catalog of Specialized Products Company, also Akro-Bins, p. 165.

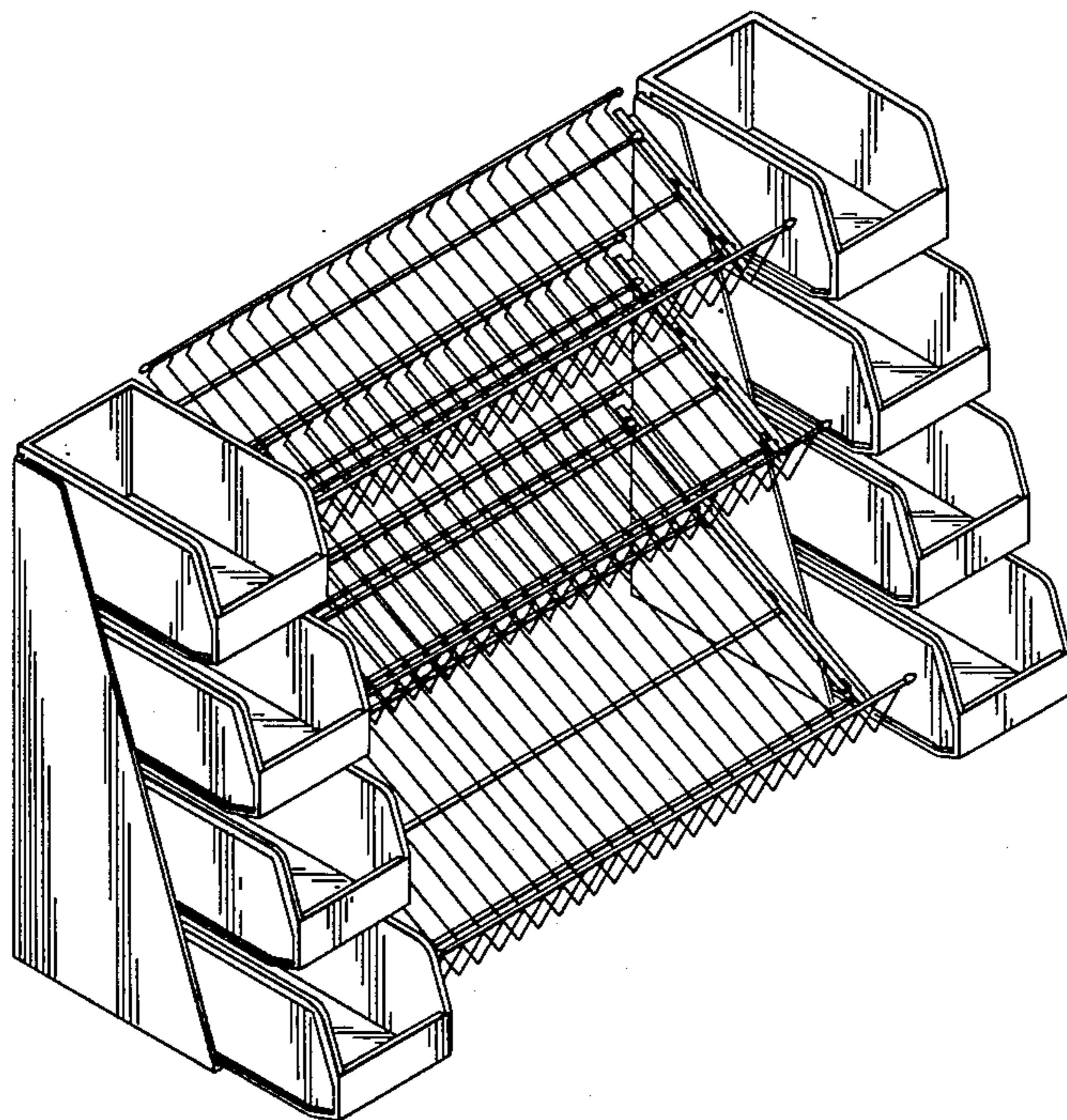
Primary Examiner—Carmen H. Vales  
Attorney, Agent, or Firm—Howson & Howson

[57] CLAIM

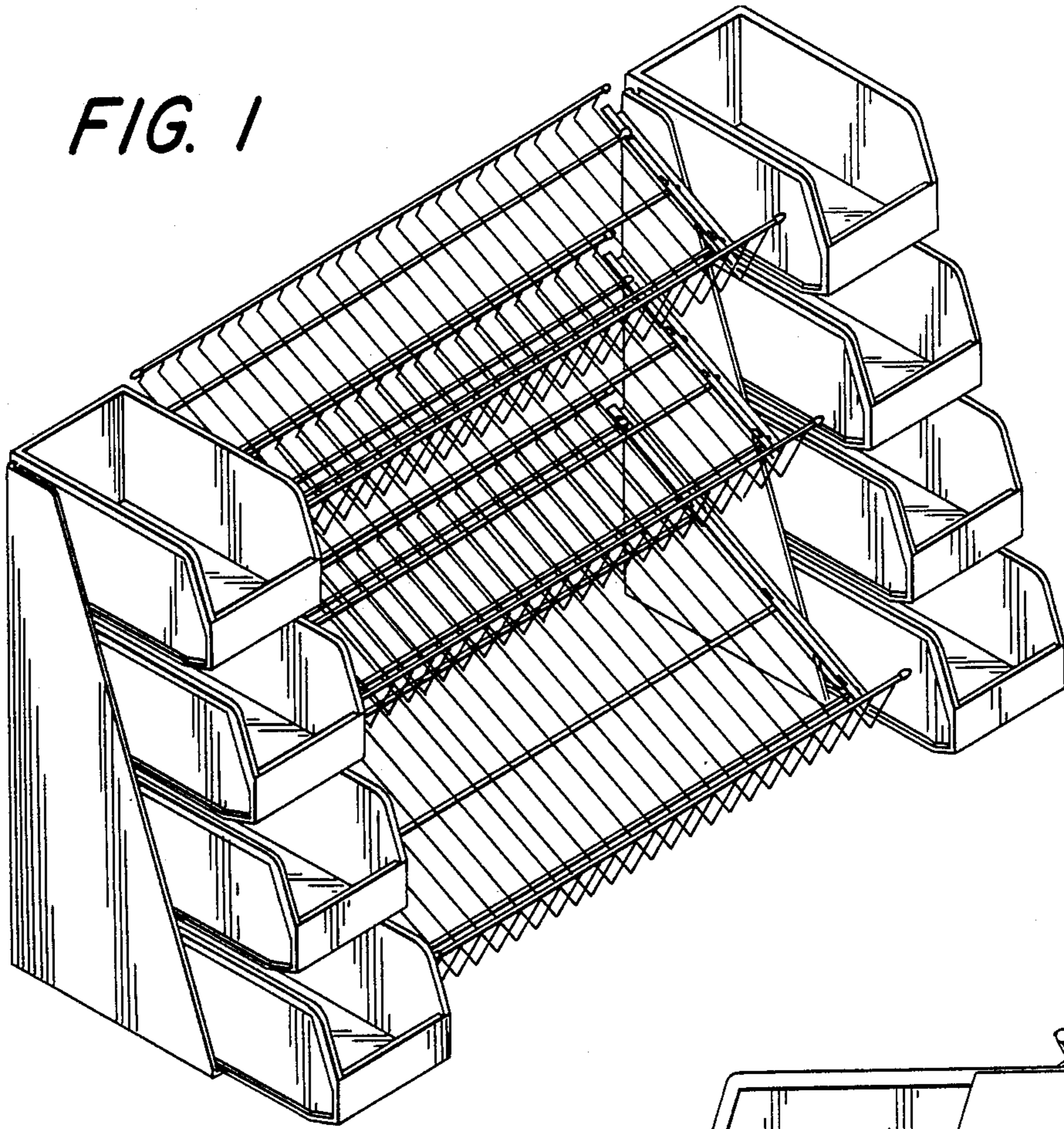
The ornamental design for a pastry rack, as shown and described.

DESCRIPTION

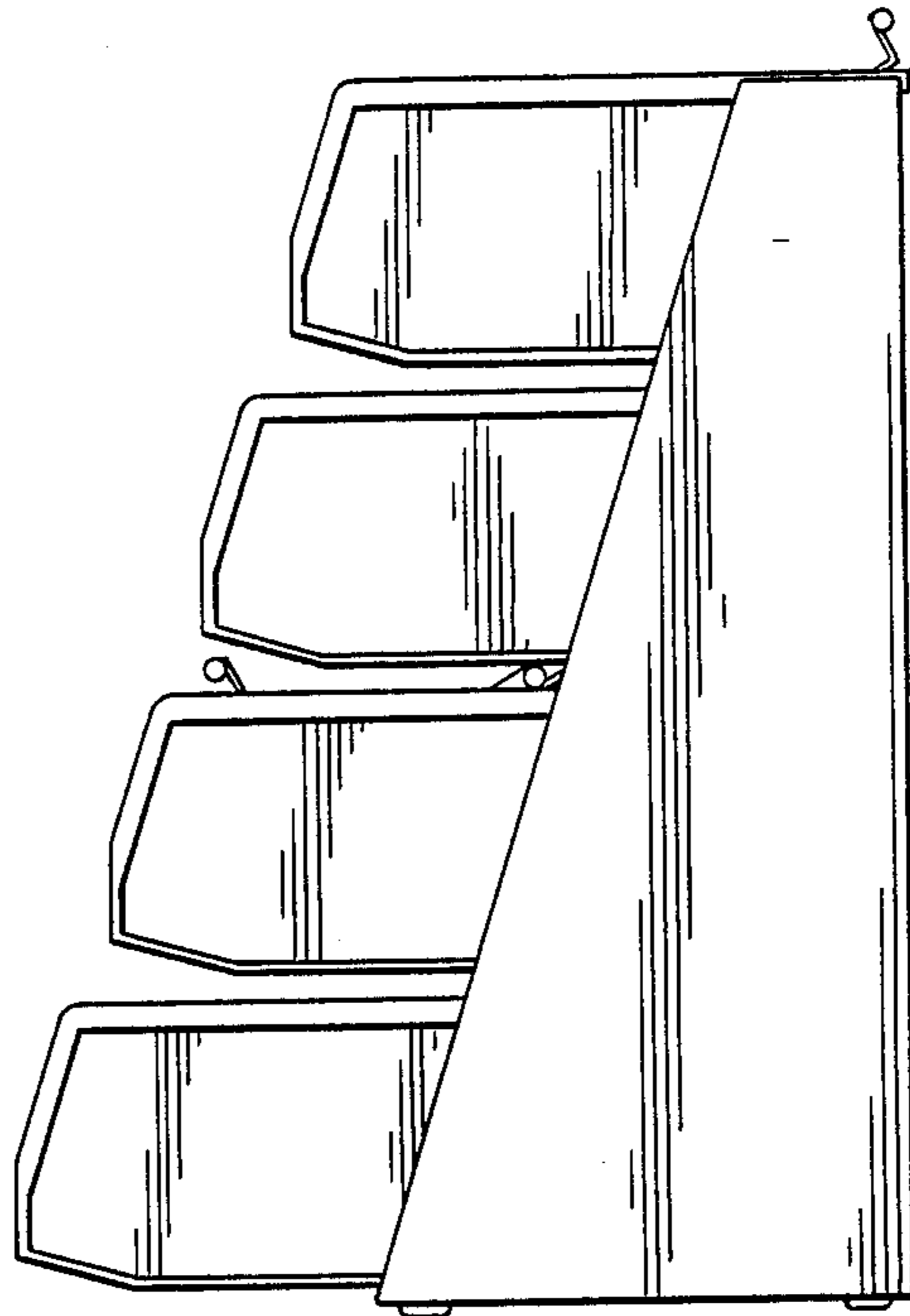
FIG. 1 is a perspective view of a pastry rack showing my new design;  
FIG. 2 is a front elevational view thereof;  
FIG. 3 is a rear elevational view thereof;  
FIG. 4 is a top plan view thereof;  
FIG. 5 is a bottom plan view thereof; and  
FIG. 6 is a right side elevational view, the left side being a mirror image thereof.



*FIG. 1*



*FIG. 6*








FIG. 2




FIG. 3




FIG. 4




FIG. 5