

[54] COMBINED TOOTHBRUSH AND CONTAINER THEREFOR

[76] Inventor: Emilio Ambasz, 295, Central Park West, New York, N.Y. 10024

[**] Term: 14 Years

[21] Appl. No.: 139,703

[22] Filed: Dec. 30, 1987

[52] U.S. Cl. D4/108

[58] Field of Search D4/100-114; D24/10-11; 15/106, 110, 159 R, 159 A, 160, 167.1-167.2, 172, 176.1-176.6, 184-185; 132/84 R, 84A-84D; 206/361-362.3

[56] References Cited

U.S. PATENT DOCUMENTS

D. 226,462	3/1973	Gibbs	D4/114
D. 230,105	1/1974	Newman et al.	D4/117
D. 258,852	4/1981	Clark	D4/108
730,040	6/1903	McKinley et al.	15/176.1 X
4,580,587	4/1986	Rittich et al.	132/84 R

Primary Examiner—Wallace R. Burke

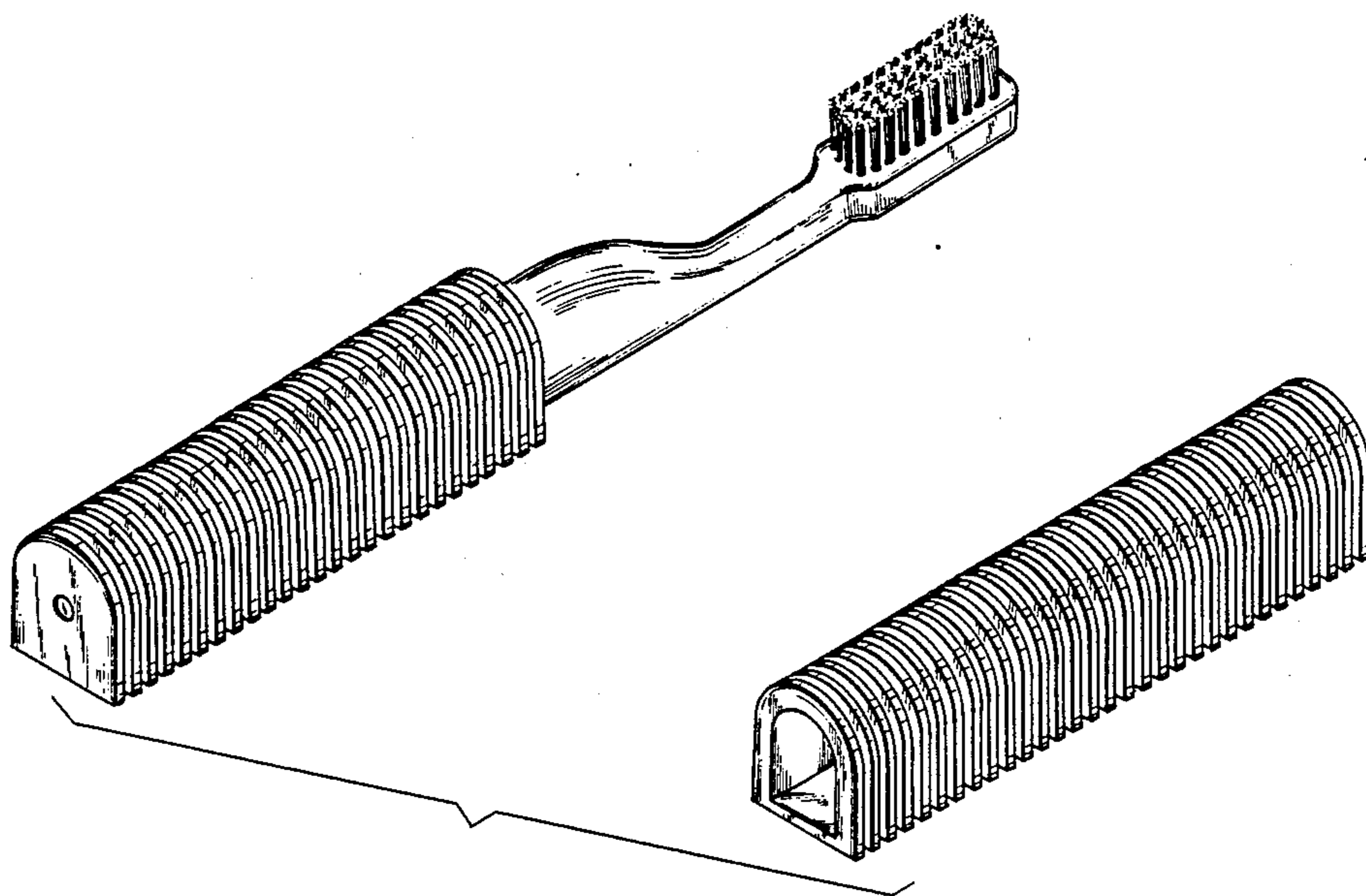
Assistant Examiner—Lavone D. Tabor
Attorney, Agent, or Firm—Ostrolenk, Faber, Gerb & Soffen

[57] CLAIM

The ornamental design for a combined toothbrush and container therefor, as shown and described.

DESCRIPTION

FIG. 1 is a perspective view of a combined toothbrush and container therefor embodying my new design; FIG. 2 is a side elevational view thereof; FIG. 3 is a top plan view thereof; FIG. 4 is a bottom plan view thereof; FIG. 5 is a left end elevational view thereof, the opposite end elevational view being the same in appearance; FIG. 6 is an exploded perspective view thereof, the cap being removed from the body; FIG. 7 is a side elevational view partially broken away of the body as shown in FIG. 6, the opposite side elevational view being a mirror image; FIG. 8 is a top plan view of the body of FIG. 7; FIG. 9 is a bottom plan view thereof; FIG. 10 is a right end elevational view thereof; and FIG. 11 is a left end elevational view thereof.



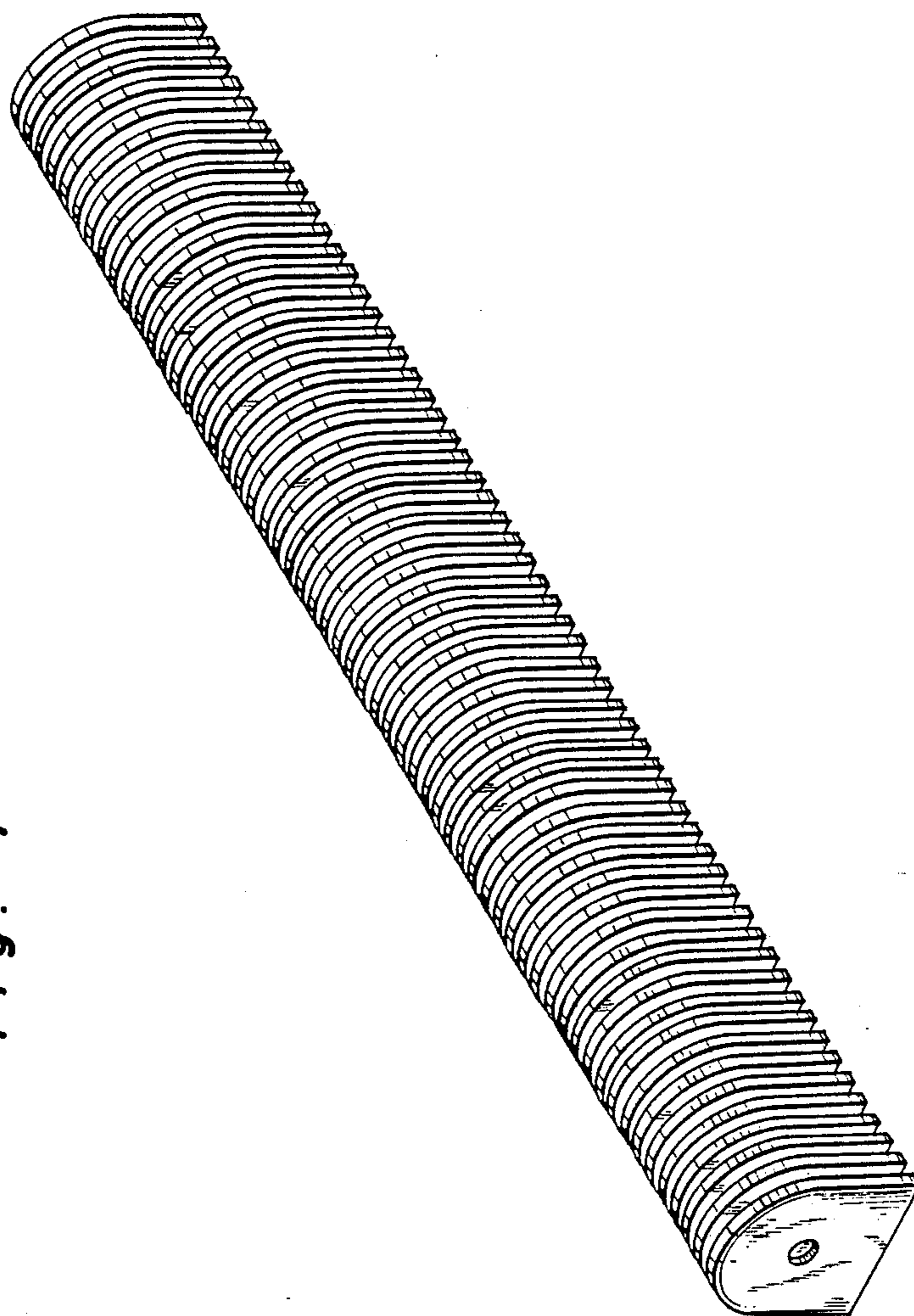


Fig. 1

Fig. 2




Fig. 3




Fig. 5

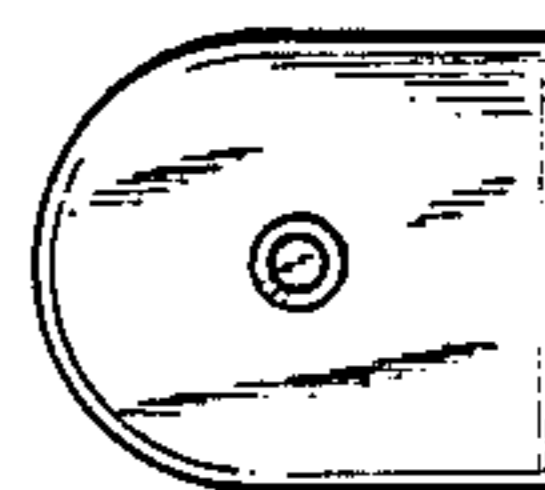
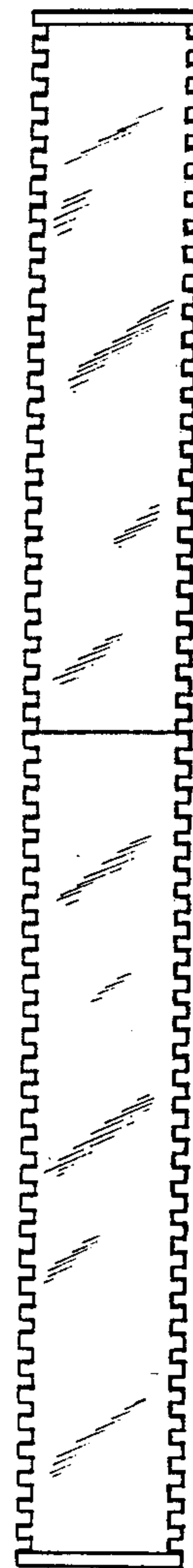


Fig. 4



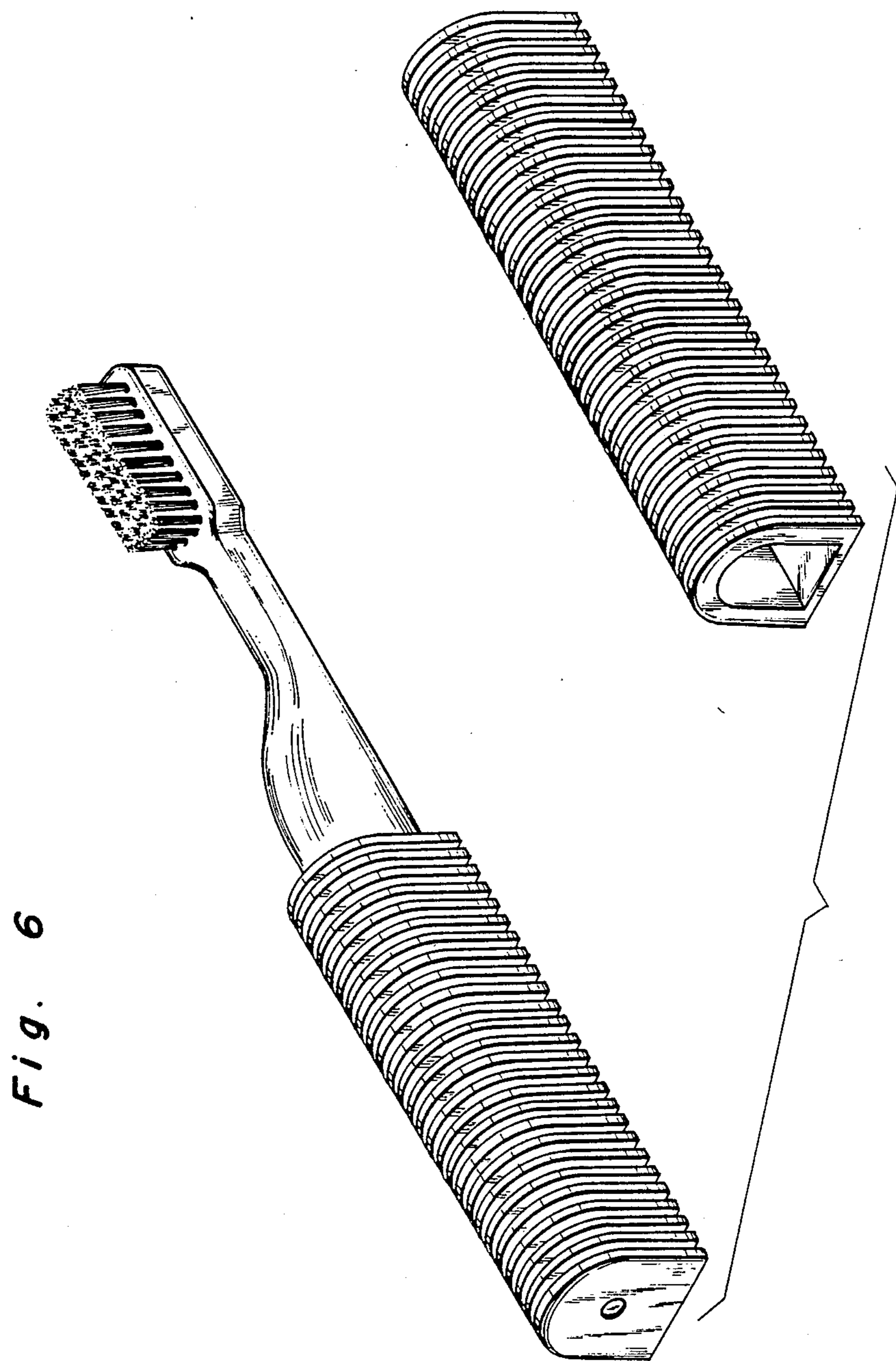


Fig. 6

Fig. 7

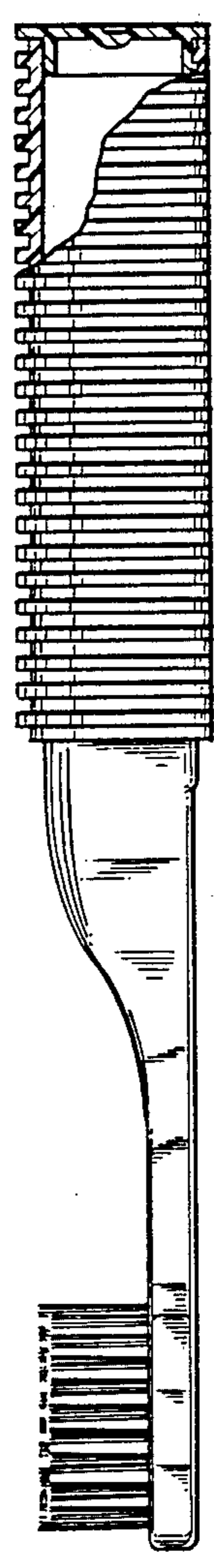


Fig. 10



Fig. 8

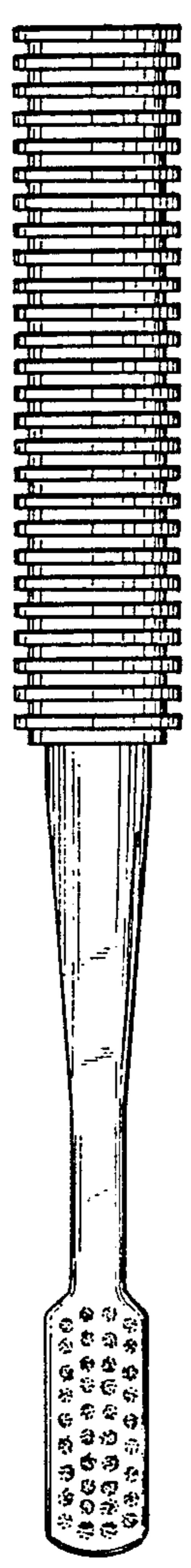


Fig. 11




Fig. 9

