

[54] FLOOR MAT OR SIMILAR ARTICLE

[75] Inventor: Jens J. Jonker, Doetinchem,  
Netherlands

[73] Assignee: Vredestein Icopro B.V., Velp,  
Netherlands

[\*\*] Term: 14 Years

[21] Appl. No.: 880,616

[22] Filed: Jun. 30, 1986

[30] Foreign Application Priority Data

Dec. 30, 1985 [IB] Int'l Pat. Institute ..... DMA/000458  
[52] U.S. Cl. .... D6/585; D6/582;  
D25/155; D25/156  
[58] Field of Search ..... D25/157, 158, 152, 153,  
D25/155, 156; 52/660, 663, 177; 428/131, 132,  
178, 180; D6/585, 583, 582; D23/309; 15/215

[56] References Cited

U.S. PATENT DOCUMENTS

D. 194,184	12/1962	Clauss .....	D25/155 X
D. 232,895	9/1974	Bell .....	D6/585
D. 233,832	12/1974	Becker .....	D25/156
D. 241,493	9/1976	Ettlinger et al. ....	D6/585
D. 281,752	12/1985	Dickens et al. ....	D6/583 X
1,984,653	12/1934	Palmer et al. ....	428/178 X
4,478,901	10/1984	Dickens et al. ....	52/177 X

Primary Examiner—Winifred E. Herrmann  
Attorney, Agent, or Firm—John P. Snyder

[57] CLAIM

The ornamental design for a floor mat or similar article,  
as shown and described.

DESCRIPTION

FIG. 1 is a top perspective view of a floor mat or similar  
article showing my new design;  
FIG. 2 is a top plan view thereof;  
FIG. 3 is an elevational view of one side thereof, the  
other sides being identical thereto; and,  
FIG. 4 is a bottom plan view thereof.  
The drawing views have been broken away to indicate  
indeterminate size.




FIG. 1

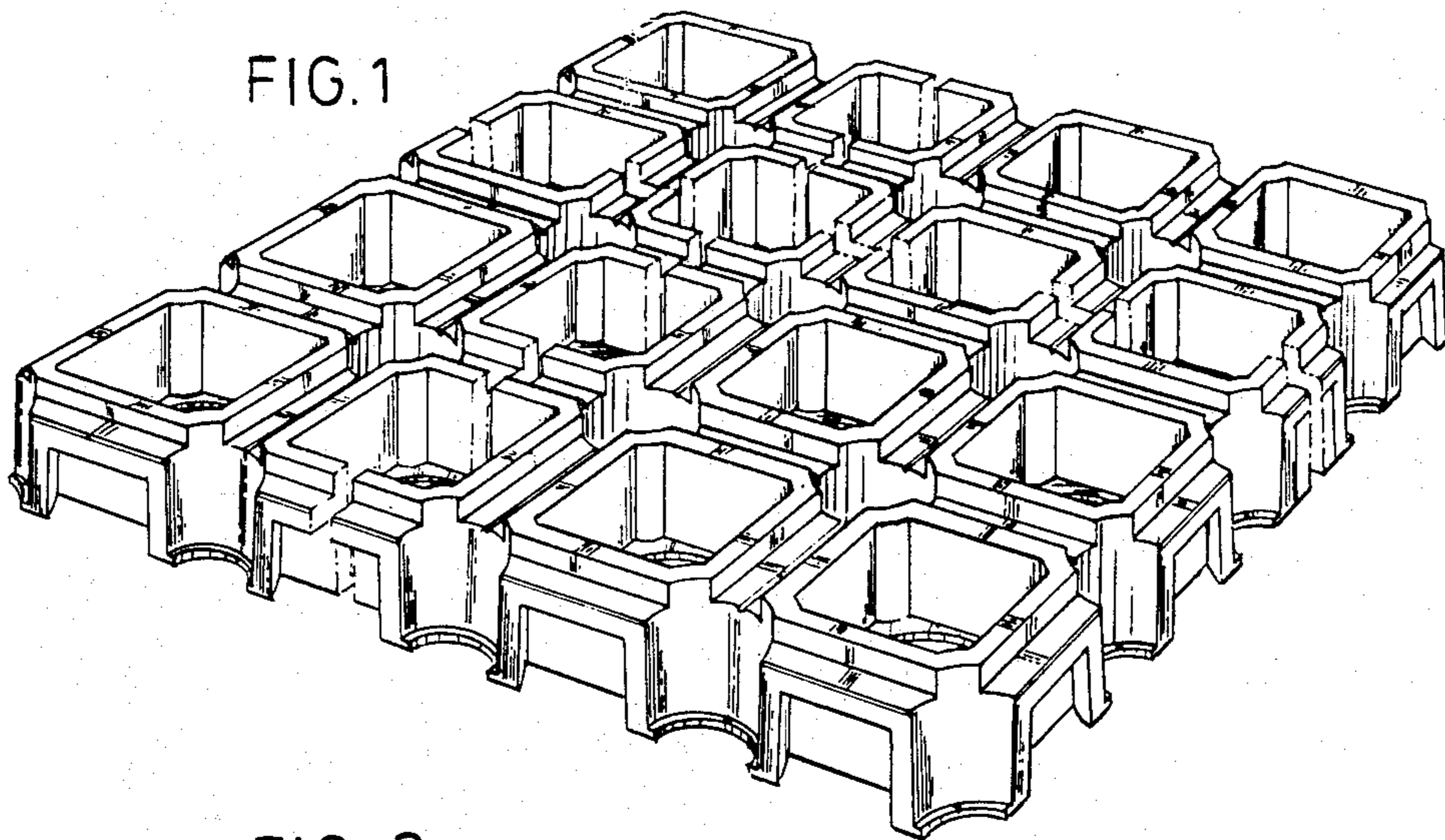


FIG. 2




FIG. 3

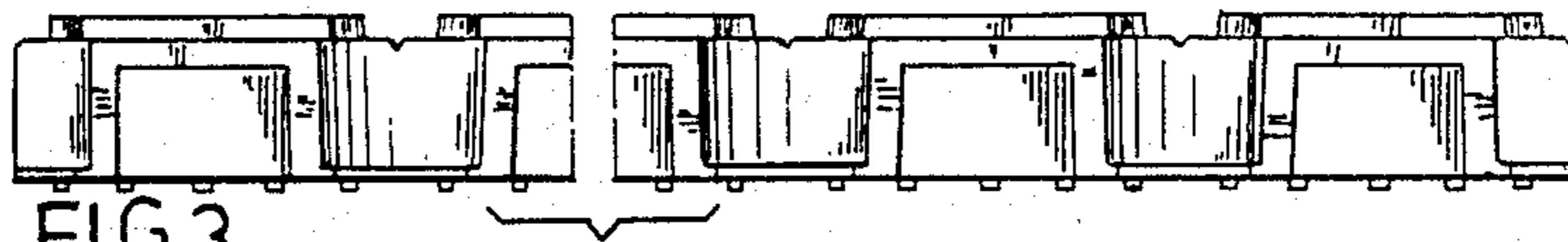


FIG. 4

