

[54] **SAFETY PIN**
[76] **Inventor: Mary J. Kazmierski, 608 Millwright Ct. #22, Millersville, Md. 21108**

398,140 2/1889 Farmer 24/710.2
404,003 5/1889 Herbert et al. 24/710.2
2,748,438 6/1956 Clark D11/206 X

[**] **Term: 14 Years**

FOREIGN PATENT DOCUMENTS

1196614 11/1959 France 63/20

[21] **Appl. No.: 931,134**

Primary Examiner—Louis S. Zarfes

[22] **Filed: Dec. 23, 1986**

[57] **CLAIM**

[52] **U.S. Cl. D11/206**

The ornamental design for a safety pin, as shown and described.

[58] **Field of Search D11/2, 40, 42, 86, 87, D11/206; 63/1.1, 2, 18-21, 23; 24/710-710.2**

DESCRIPTION

[56] **References Cited**

U.S. PATENT DOCUMENTS

D. 33,915 1/1901 Weiler D11/206
D. 47,674 8/1915 Smith D11/206
D. 214,259 5/1969 Drake D11/206
195,825 10/1877 Jenkins 24/710.2

FIG. 1 is a developed side elevational view of a safety pin showing my new design;
FIG. 2 is a perspective view in open position;
FIG. 3 is a perspective view in closed position;
FIG. 4 is a side perspective view in open position; and
FIG. 5 is a side perspective view in closed position.



Fig.1

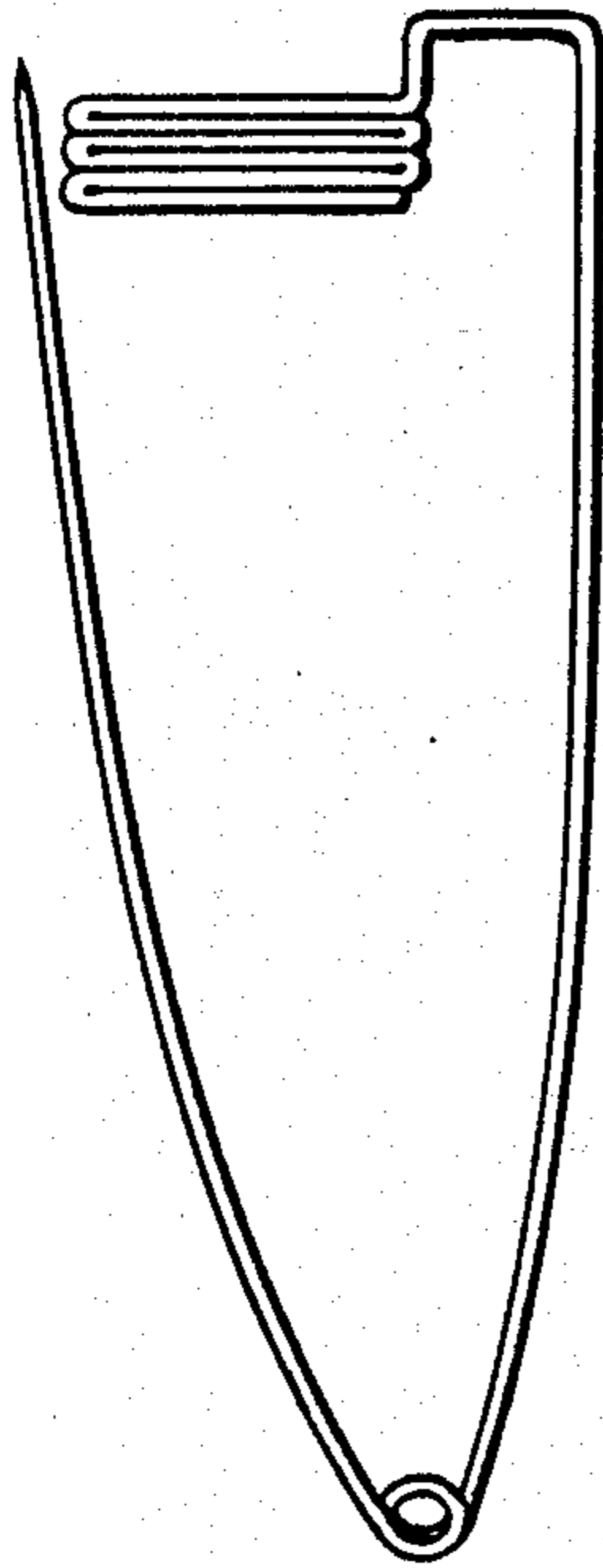


Fig.2



Fig.3




Fig.4

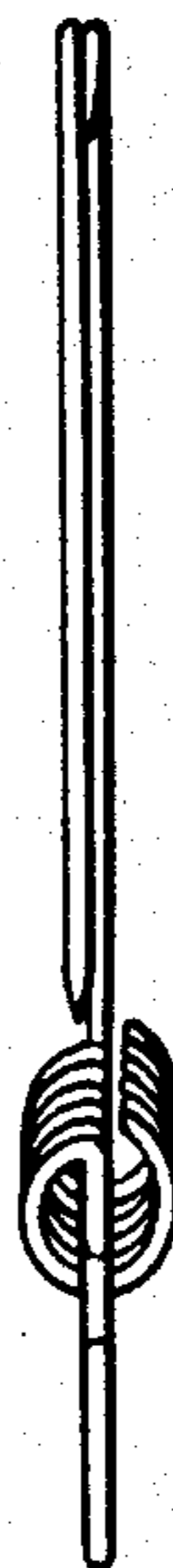


Fig.5

