

[54] MOUNTING BOARD FOR CAMERA ARMBAND ATTACHMENT

[76] Inventor: Kent J. Meldrum, 4820 Clearwater Pkwy., Paradise Valley, Ariz. 85253

[**] Term: 14 Years

[21] Appl. No.: 871,584

[22] Filed: Jun. 6, 1986

[52] U.S. Cl. D3/100; D3/106; D16/242

[58] Field of Search D3/100, 105, 106; D11/212; 224/165, 222, 249-250, 253, 267, 903, 908-909, 277, 907; 248/300; D16/44, 47; 354/82

[56] References Cited

U.S. PATENT DOCUMENTS

- D. 236,916 9/1975 Wolfe D3/106 X
- D. 240,094 6/1976 Lihn D3/106
- D. 265,861 8/1982 Walasek D3/106

- 1,724,069 8/1929 Butera 224/222 X
- 3,263,878 8/1966 Pratt 224/907 X
- 3,307,757 3/1967 Gatos 224/909 X
- 3,920,207 11/1975 Adamaitis 224/907 X
- 4,198,989 4/1980 Hawke 224/222 X
- 4,509,667 4/1985 Meldrum 224/222 X

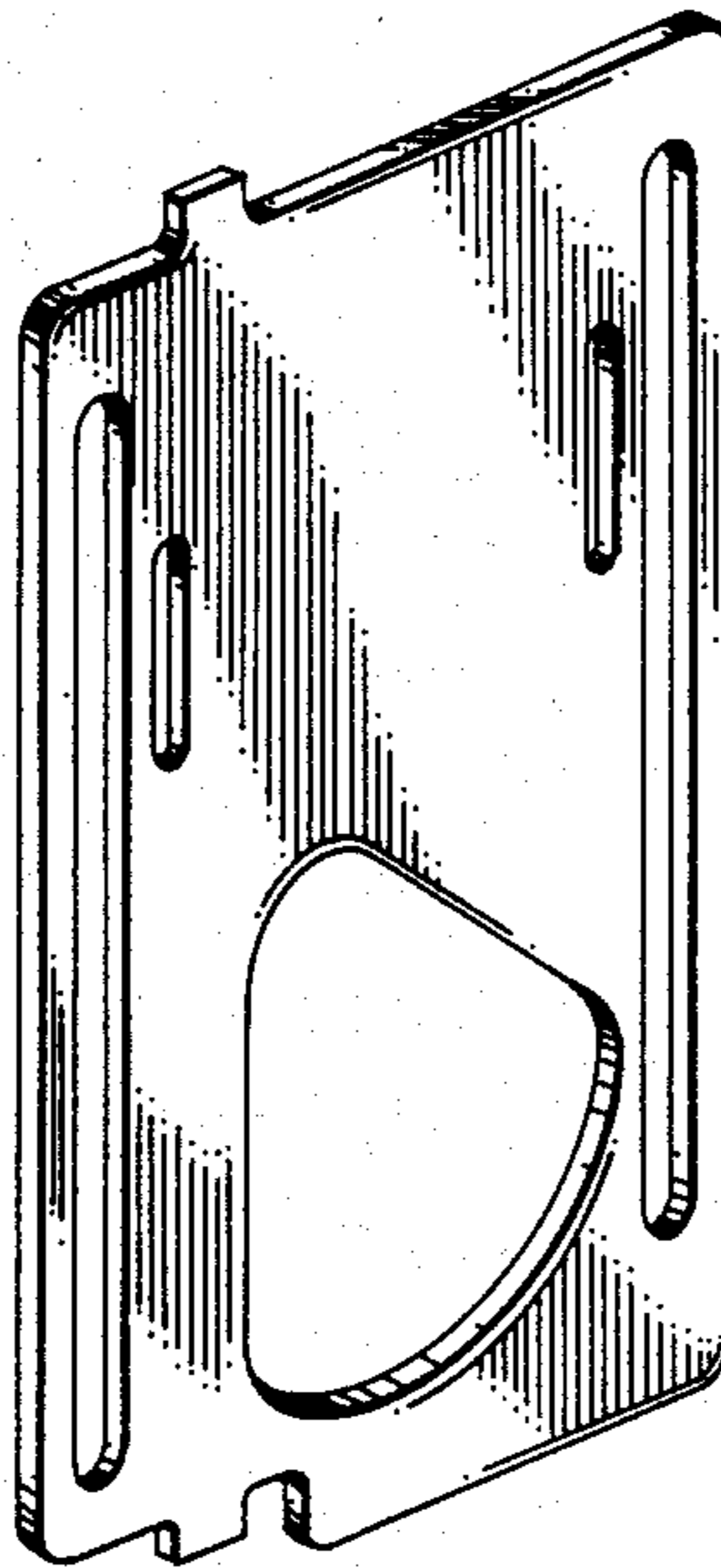
Primary Examiner—Nelson C. Holtje
Attorney, Agent, or Firm—Warren F. B. Lindsley

[57] CLAIM

The ornamental design for a mounting board for camera armband attachment, as shown and described.

DESCRIPTION

FIG. 1 is a top and left-front perspective view of a mounting board for camera arm band attachment showing my new design;
 FIG. 2 is a right side elevational view thereof;
 FIG. 3 is a rear elevational view thereof;
 FIG. 4 is a left side elevational view thereof;
 FIG. 5 is a top plan view thereof;
 FIG. 6 is a bottom plan view of FIG. 3.



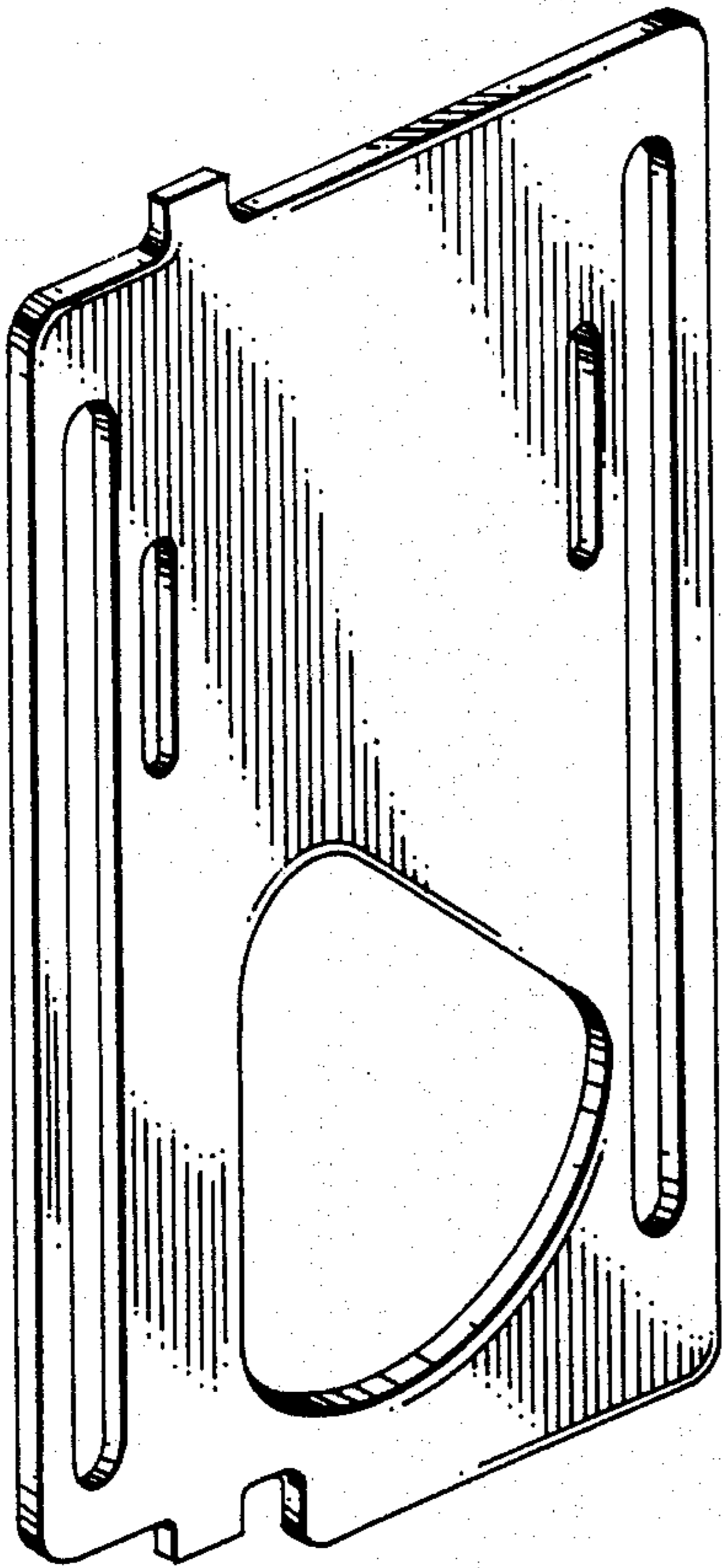


FIG. 1




FIG. 5




FIG. 6

FIG. 3



FIG. 2

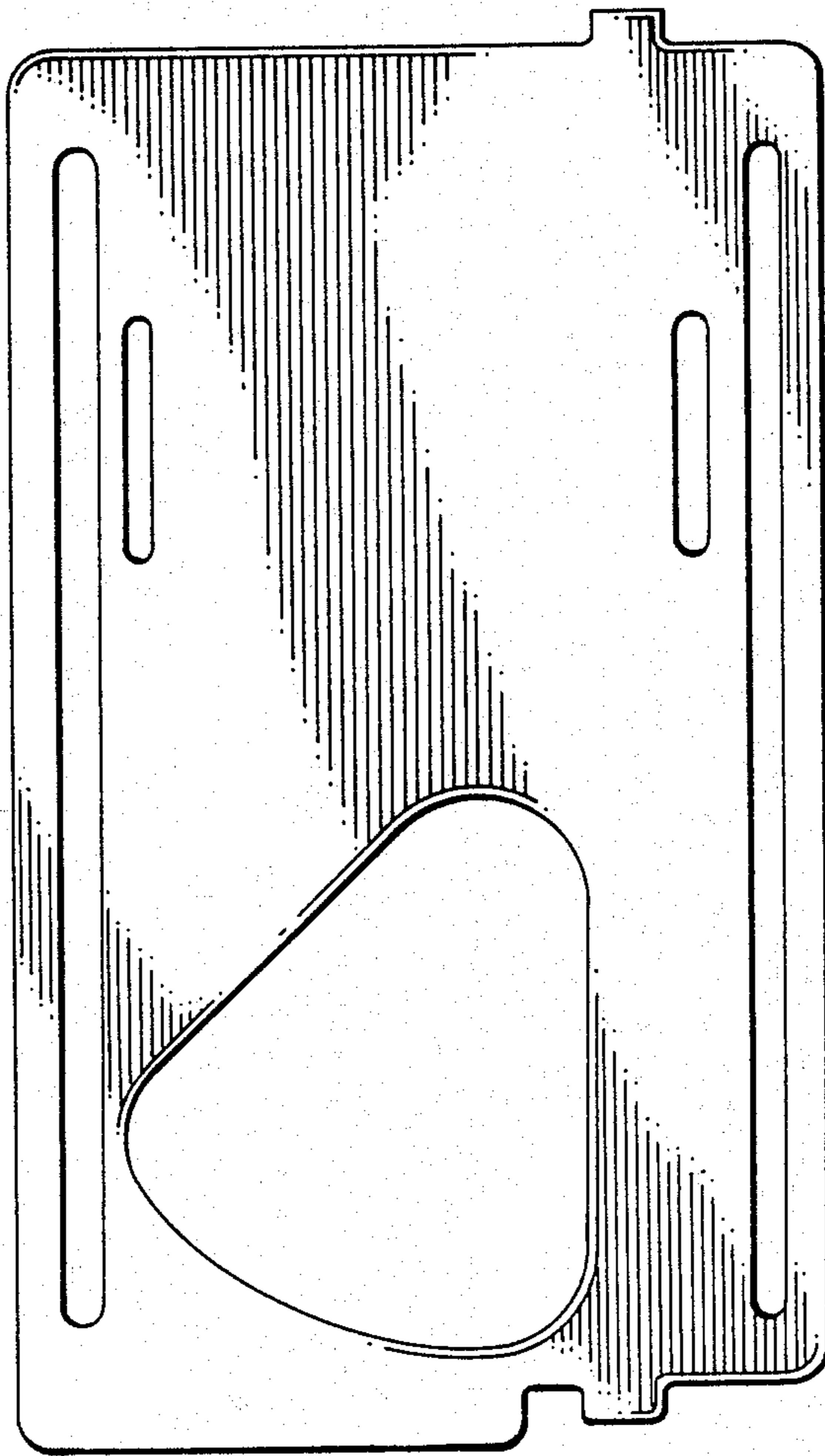


FIG. 4

