

[54] COUNTERWEIGHT FOR TOILET TANK

[76] Inventors: Andrew Lazowski, 137 Homestead Crescent, Edmonton, Alberta, Canada, T5A 2Y1; Mohamed A. Jomha, Mezz. 10012 Jasper Ave., Edmonton, Alberta, Canada, T5J 1R7

[**] Term: 14 Years

[21] Appl. No.: 884,815

[22] Filed: Jul. 11, 1986

[52] U.S. Cl. D23/249

[58] Field of Search D23/249; 4/324, 325, 4/378, 381, 382, 385, 386, 388, 391, 414, 415

[56] References Cited

U.S. PATENT DOCUMENTS

D. 239,830	5/1976	Goldring	D23/249
1,667,990	5/1928	Rogers	4/412
1,718,744	6/1929	Koropczyk	4/324
2,168,742	8/1939	O'Neill et al.	4/401
2,214,439	9/1940	Robertson	4/394

2,514,062	7/1950	Hoerig	4/397
3,036,313	5/1962	Jenkins	4/324
3,345,648	10/1967	Rafferty	4/324
3,921,226	11/1975	Macdonald	4/324
3,982,283	9/1976	Goldring	4/324 X
4,067,074	1/1978	Harrison	4/324
4,080,669	3/1978	Biggerstaff	4/325

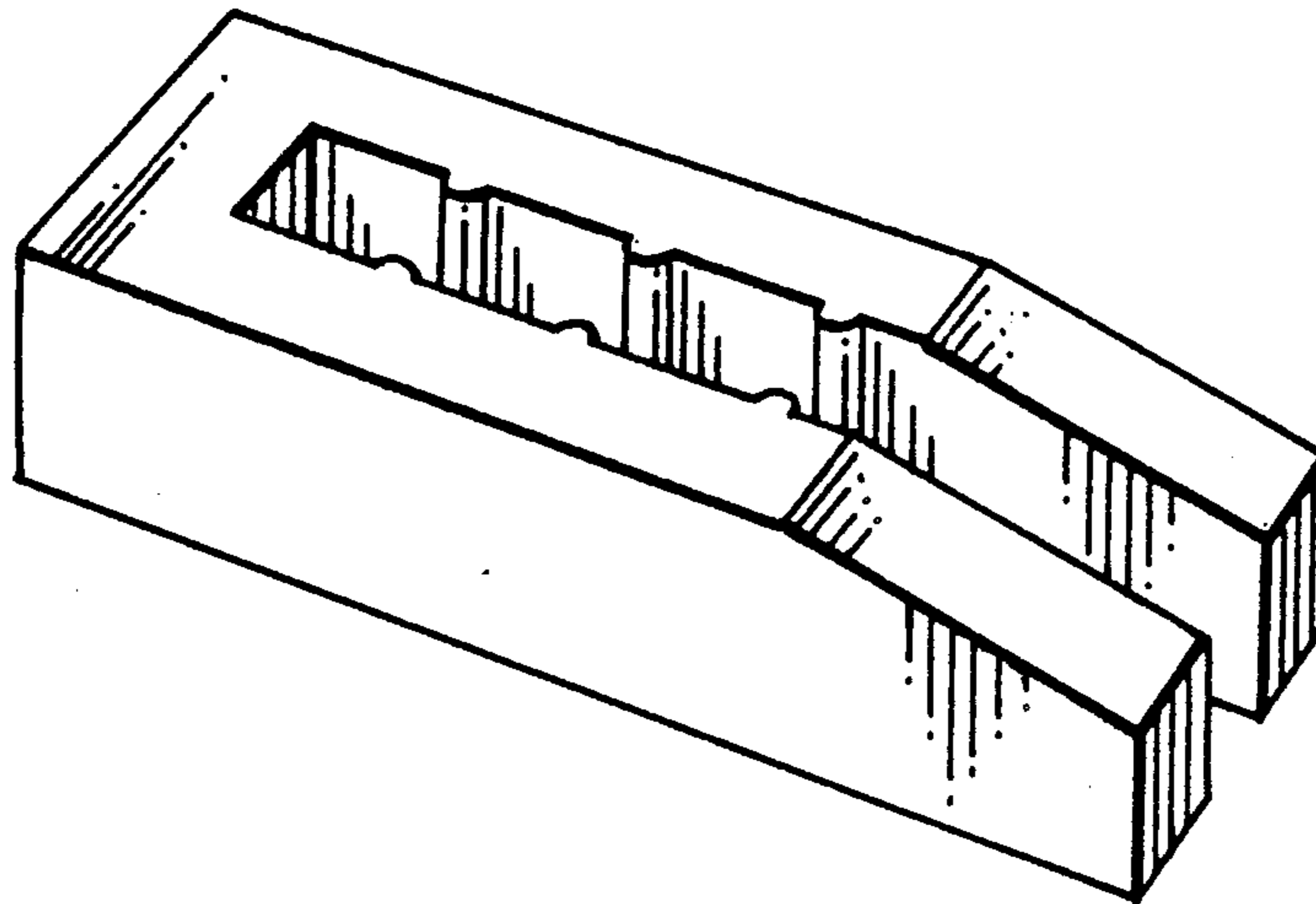
Primary Examiner—James R. Largen
Attorney, Agent, or Firm—George H. Dunsmuir

[57] CLAIM

The ornamental design for a counterweight for toilet tank, as shown and described.

DESCRIPTION

FIG. 1 is a perspective view taken from the top, front and left side of a counterweight for a toilet tank showing our new design;
FIG. 2 is a top plan view thereof;
FIG. 3 is a bottom plan view thereof and
FIG. 4 is a left side elevational view thereof;
FIG. 5 is a right side elevational view thereof;
FIG. 6 is a front elevational view thereof; and
FIG. 7 is a rear elevational view thereof.



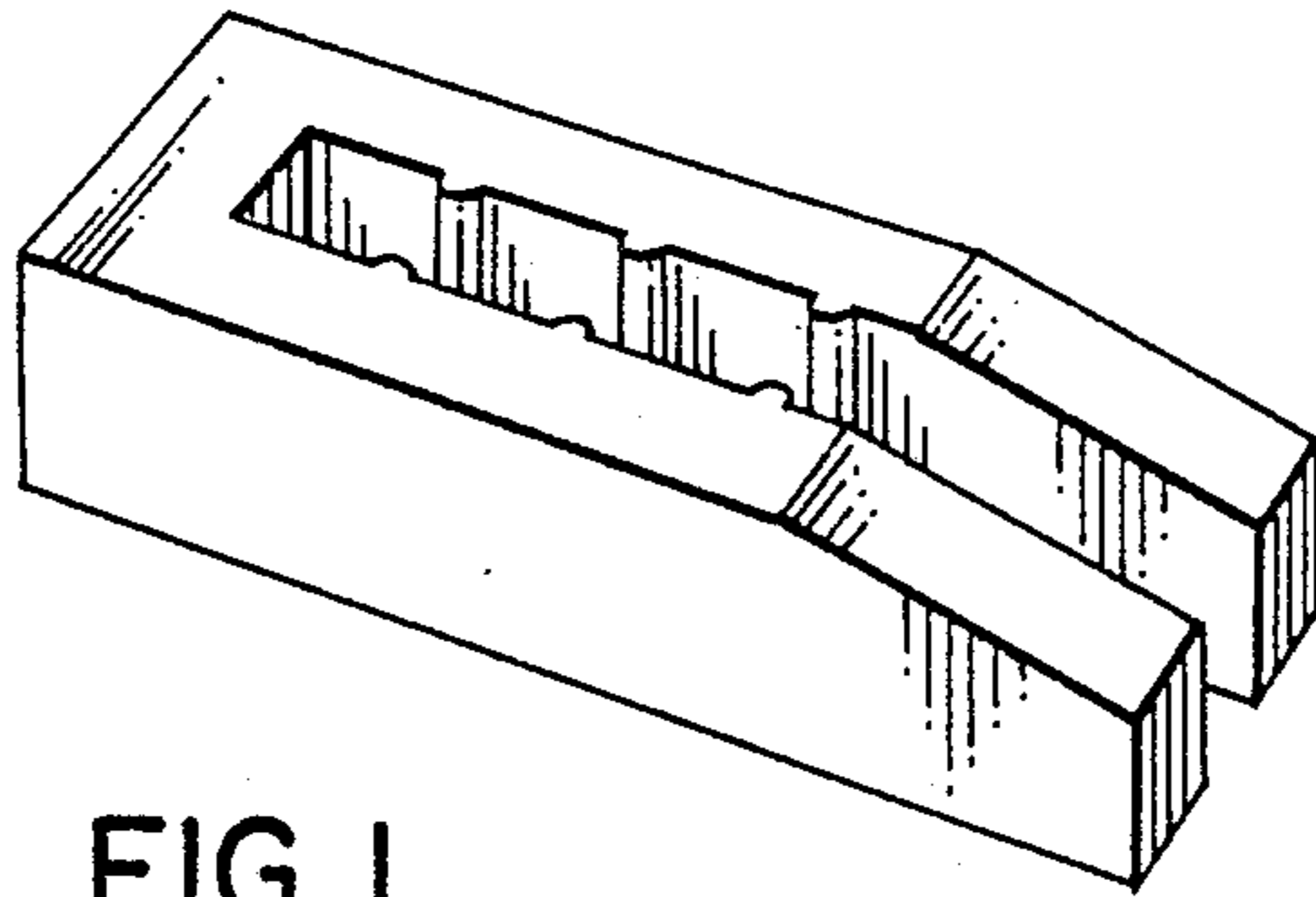


FIG. 1

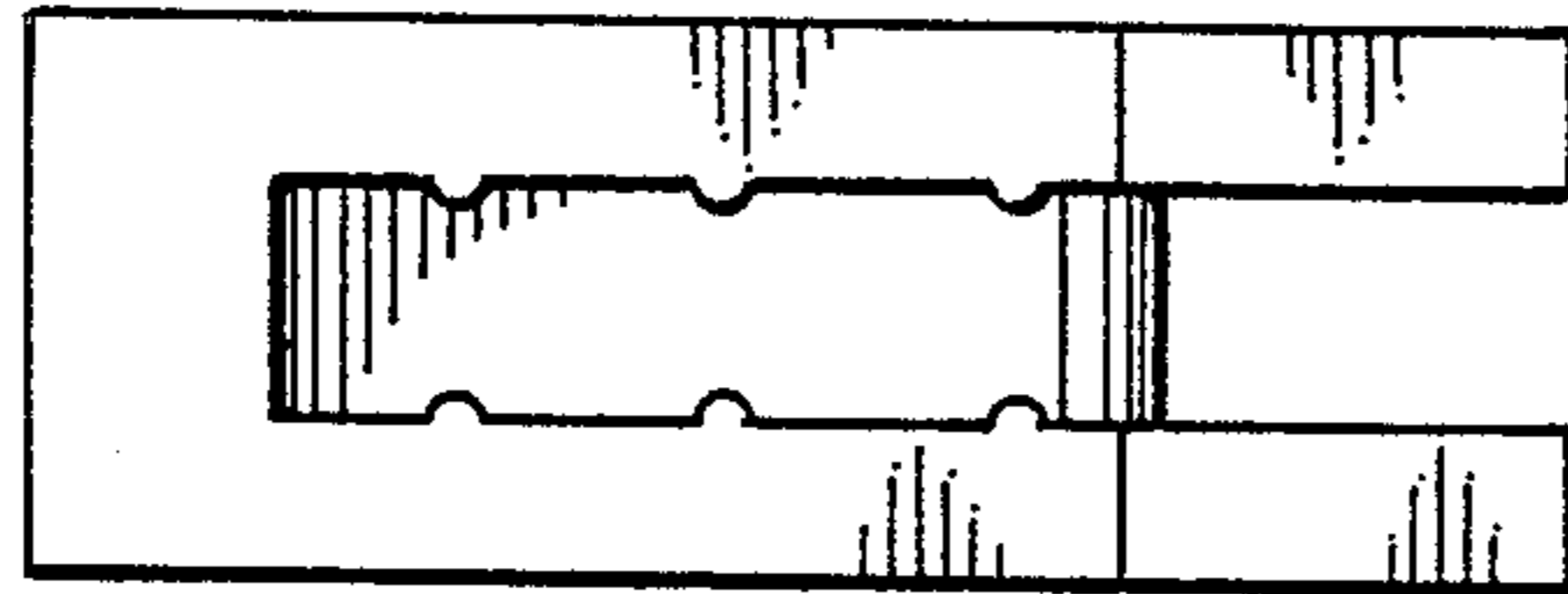


FIG. 2




FIG. 3

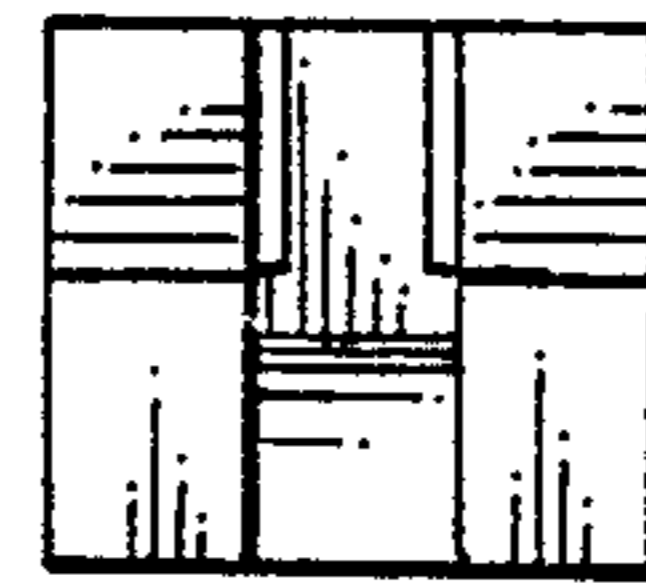


FIG. 6



FIG. 4

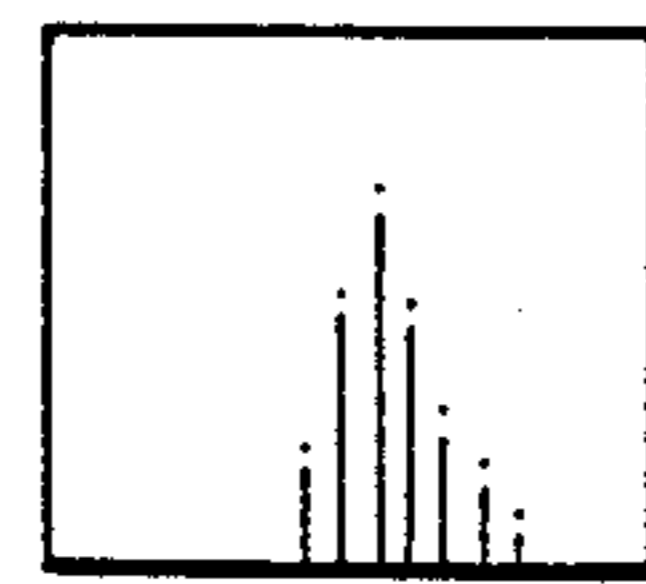


FIG. 7

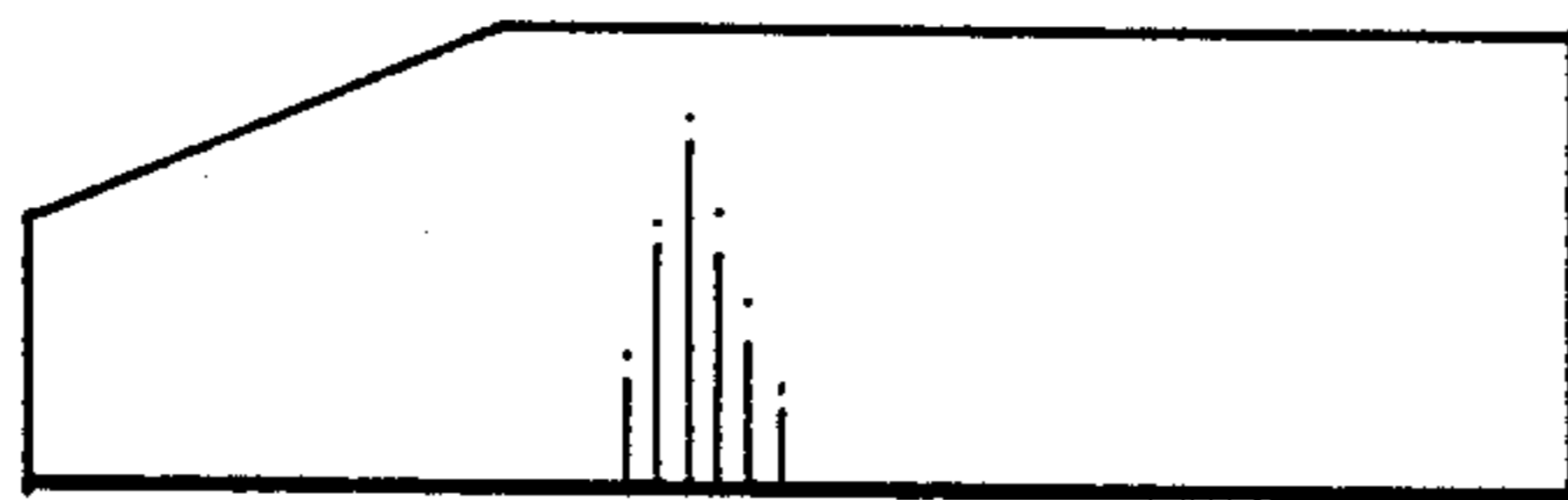


FIG. 5