

[54] FUNNEL FOR SIMULTANEOUS MIXING AND DISPENSING OF GASOLINE AND OIL FOR USE IN INTERNAL COMBUSTION ENGINES

[76] Inventor: Carter S. Gette, 3900 County Line Rd., No. 13-C, Tequesta, Fla. 33458

[**] Term: 14 Years

[21] Appl. No.: 851,406

[22] Filed: Apr. 11, 1986

[52] U.S. Cl. D23/200; D7/68

[58] Field of Search D23/200; D7/68, 42; D9/435-436, 447; 141/105, 107, 331-333; 222/129, 145, 488, 566; 184/105.1

[56] References Cited

U.S. PATENT DOCUMENTS

D. 277,937	3/1985	Fortuna	D9/447
D. 282,807	3/1986	Hasse	D7/68
D. 294,581	3/1988	Storlie	D15/5
3,166,221	1/1969	Nielsen	222/566 X

4,144,916	3/1975	Alderman	141/105
4,549,585	10/1985	Emerson	141/105 X

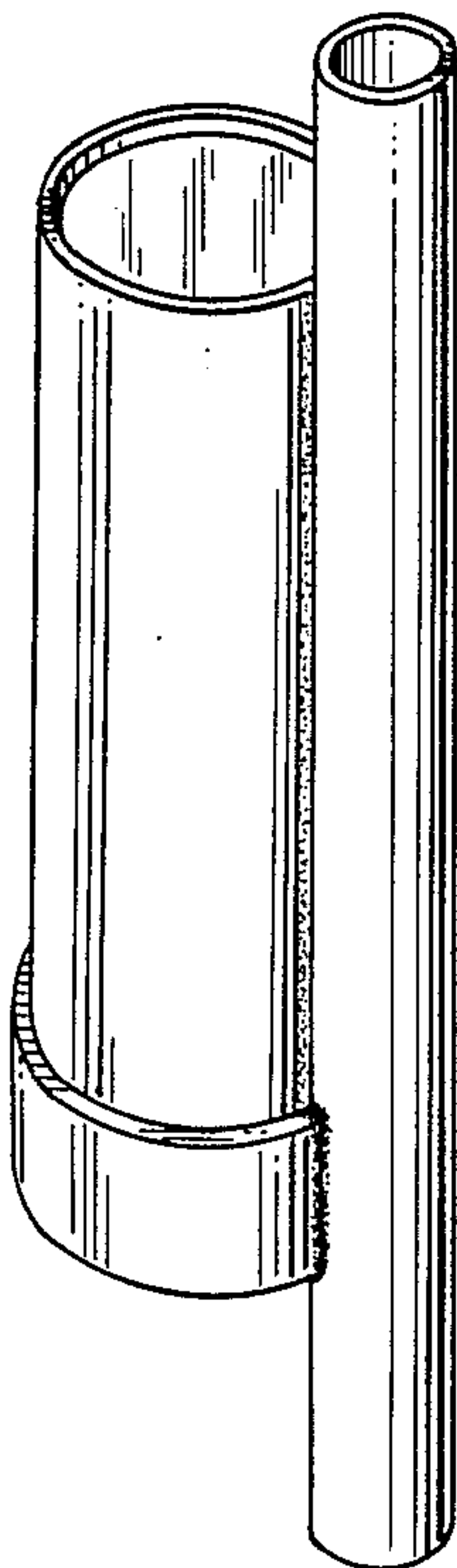
Primary Examiner—Wallace R. Burke
Assistant Examiner—Brian N. Vinson
Attorney, Agent, or Firm—Malin, Haley, & McHale

[57] CLAIM

The ornamental design for a funnel for simultaneous mixing and dispensing of gasoline and oil for use in internal combustion engines, as shown and described.

DESCRIPTION

FIG. 1 is a front elevational view of a funnel for simultaneous mixing and dispersing of gasoline and oil for use in internal combustion;
FIG. 2 is a top plan view thereof;
FIG. 3 is a bottom plan view thereof;
FIG. 4 is a right side elevational view thereof, the left side being a mirror image of that shown;
FIG. 5 is a rear elevational view thereof; and
FIG. 6 is a top, rear and right side perspective view thereof.



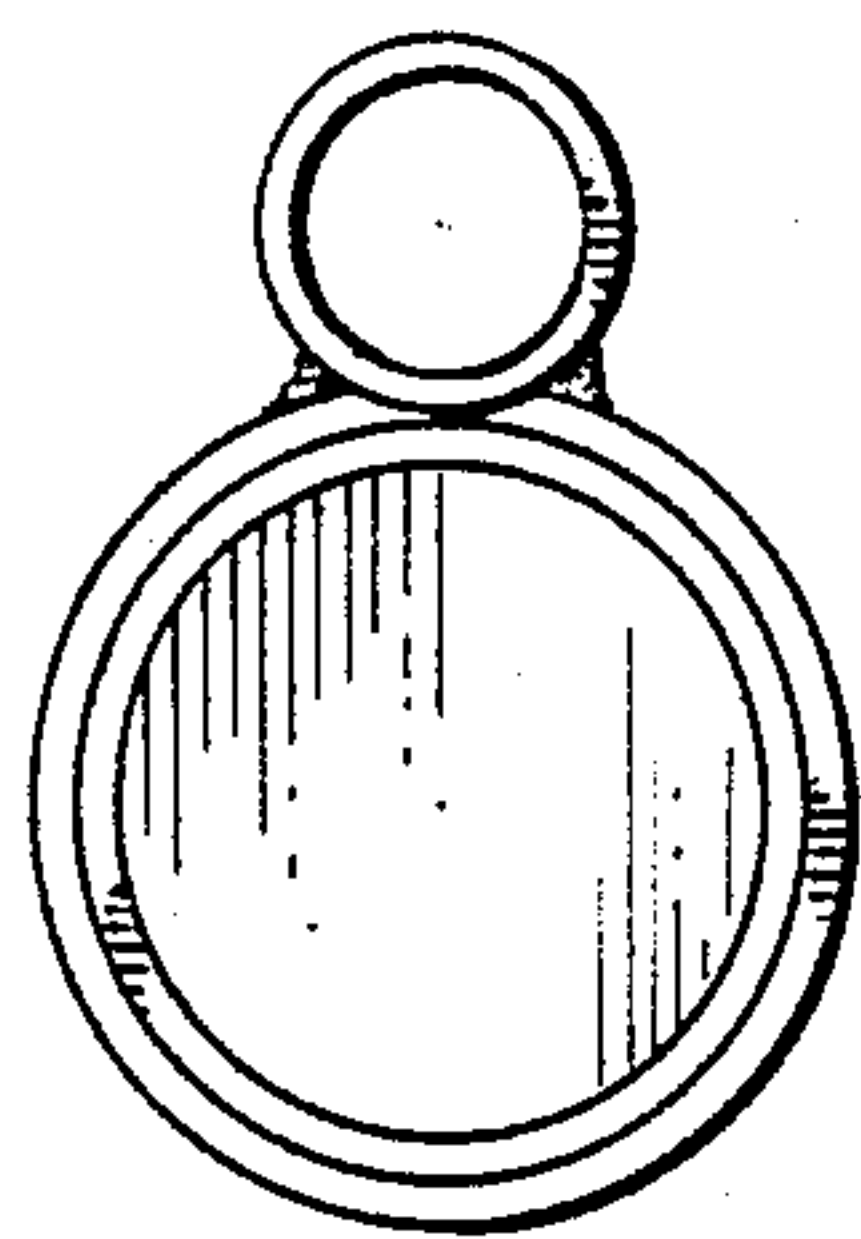


Fig. 2.




Fig. 1.




Fig. 4.




Fig. 5.

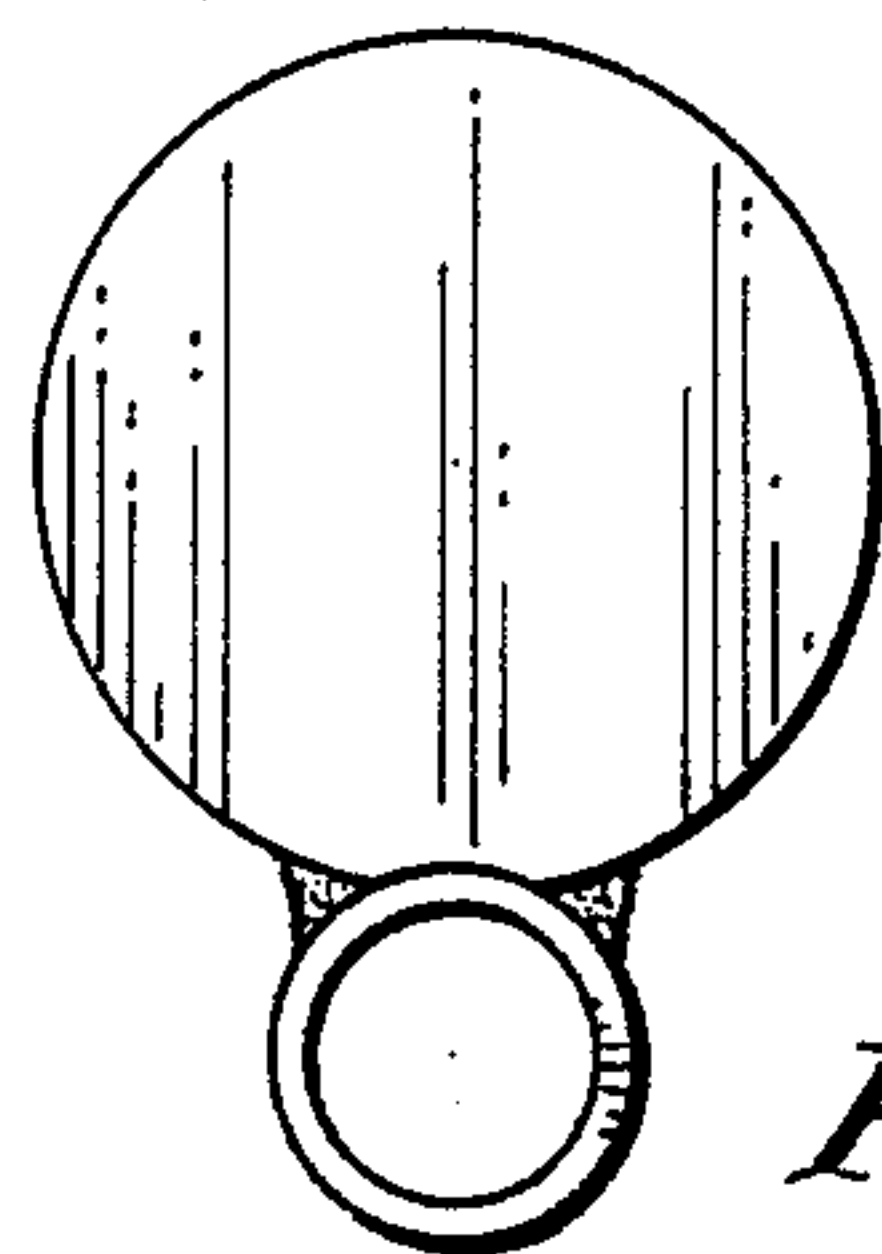


Fig. 3.

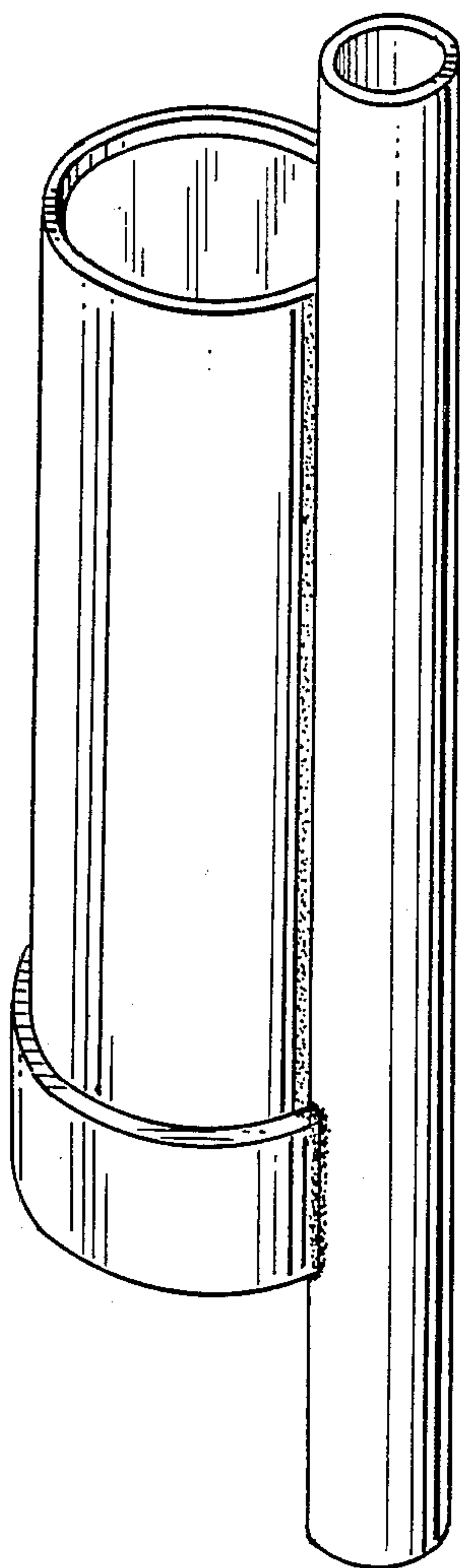


Fig. 6.