

[54] TELEPHONE SET

[75] Inventors: Yasuaki Sato; Ichiro Sato, both of Maebashi, Japan

[73] Assignee: Nakayo Telecommunications Inc., Tokyo, Japan

[**] Term: 14 Years

[21] Appl. No.: 813,067

[22] Filed: Dec. 24, 1985

[30] Foreign Application Priority Data

Oct. 28, 1985 [JP] Japan 60-44989

[52] U.S. Cl. D14/151

[58] Field of Search D14/52, 53, 56, 65, D14/58, 59, 60, 62, 63, 114; 379/419, 420, 428, 432, 436, 434, 435, 436, 440; D18/12

[56] References Cited

U.S. PATENT DOCUMENTS

- D. 238,916 2/1976 Cummins D18/12
- D. 243,977 4/1977 Roberts D18/12
- D. 259,043 4/1981 Feinberg et al. D14/53
- D. 267,091 11/1982 Ohno D14/53
- D. 269,674 7/1983 Hirota et al. D14/53
- D. 270,155 8/1983 Shimizu D14/56
- D. 272,441 1/1984 Carr D14/53
- D. 277,580 2/1985 Wiseman D14/114
- D. 278,533 4/1985 Ando D14/53
- D. 279,894 7/1985 Marshall D14/53
- D. 282,841 3/1986 Inaba D14/65
- D. 283,895 5/1986 Grimes D14/114

- D. 284,084 6/1986 Ferrara, Jr. D14/114
- D. 284,568 7/1986 Yamagami et al. D14/65
- D. 287,489 12/1986 Sekiguchi et al. D14/58
- D. 291,806 9/1987 Conway et al. D14/114
- 4,073,460 2/1978 Dale D18/12

OTHER PUBLICATIONS

B. A. Pargh Co. Inc.; Catalog ©1985; Cobra Models ST 500, 600, pp. 249, 255; Panasonic KXT 2131, KXT 2130.

B. A. Pargh Co. Inc.: Catalog ©1983; p. 36; Panasonic Automatic Dialing KXT 1225D.

Primary Examiner—Horace B. Fay, Jr.

Attorney, Agent, or Firm—Oblon, Fisher, Spivak, McClelland & Maier

[57] CLAIM

The ornamental design for a telephone set, as shown and described.

DESCRIPTION

FIG. 1 is a front elevational view of a telephone set, showing our new design;

FIG. 2 is a top plan view thereof;

FIG. 3 is a rear elevational view thereof;


FIG. 4 is a bottom plan view thereof;

FIG. 5 is a left side elevational view thereof;

FIG. 6 is a right side elevational view thereof;

FIG. 7 is a perspective view thereof;

FIG. 8 is a bracket associated left side, top and front perspective view of the stand of the set and a front, right side and bottom of the handset spaced apart from the stand for clarity of illustration.



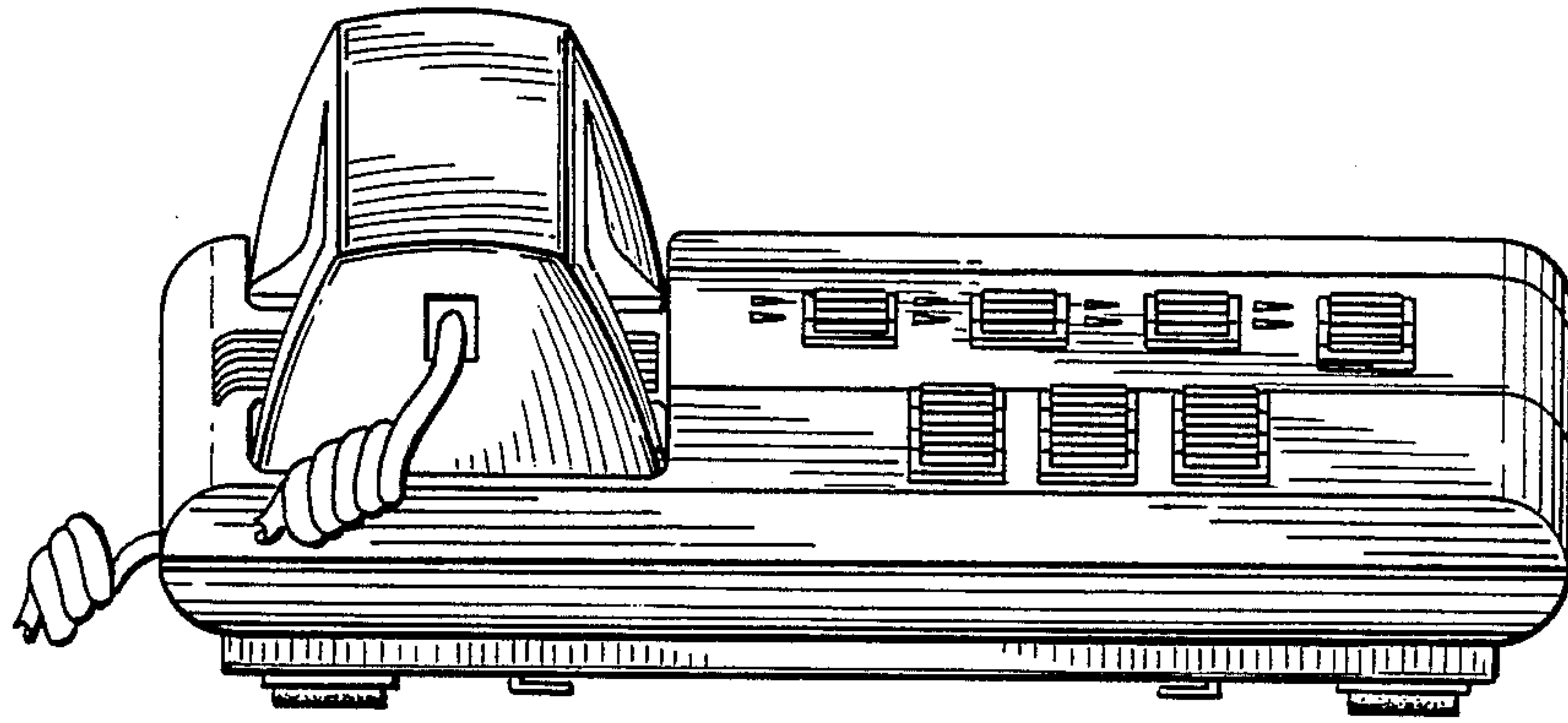


FIG. 1

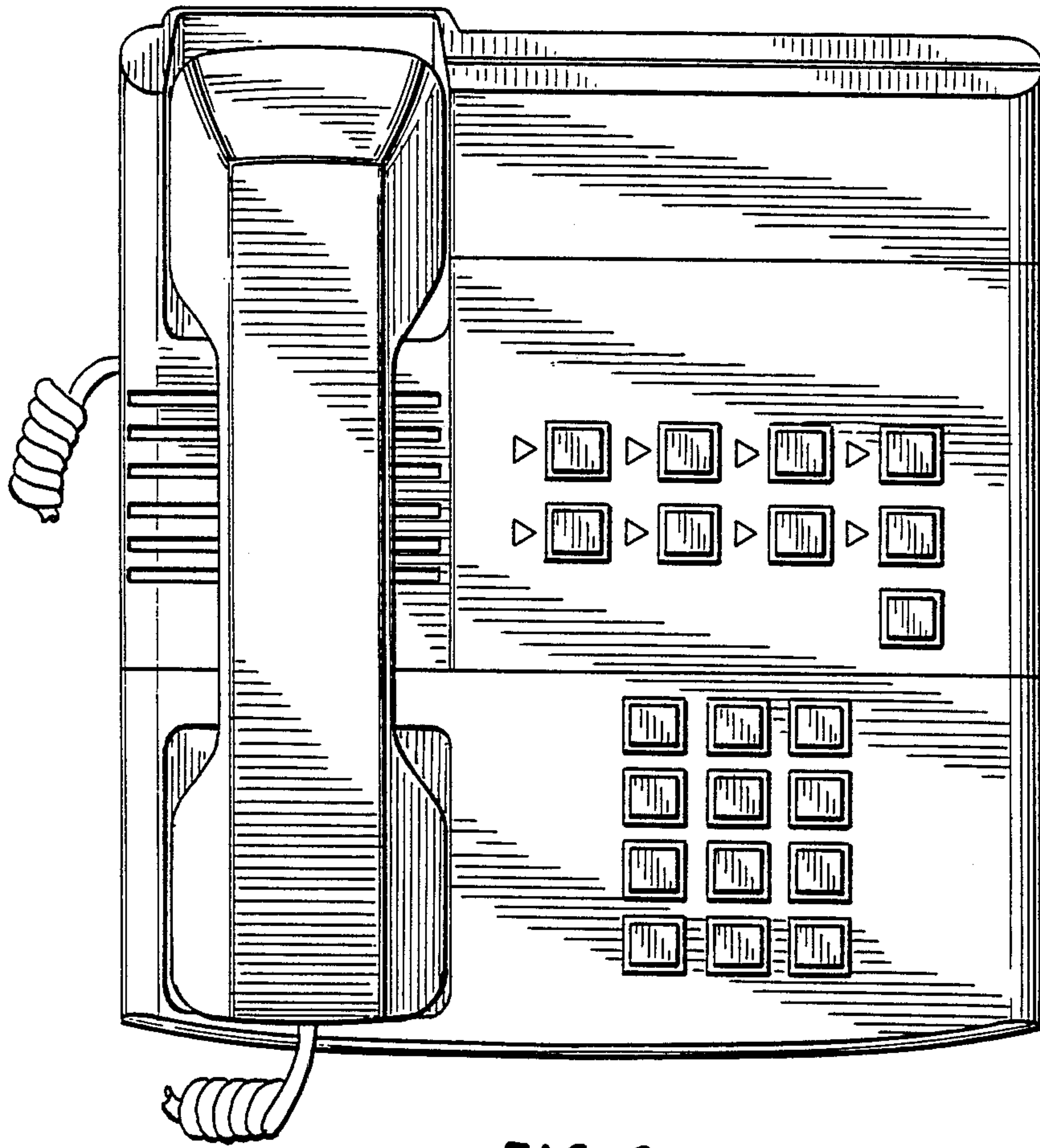


FIG. 2

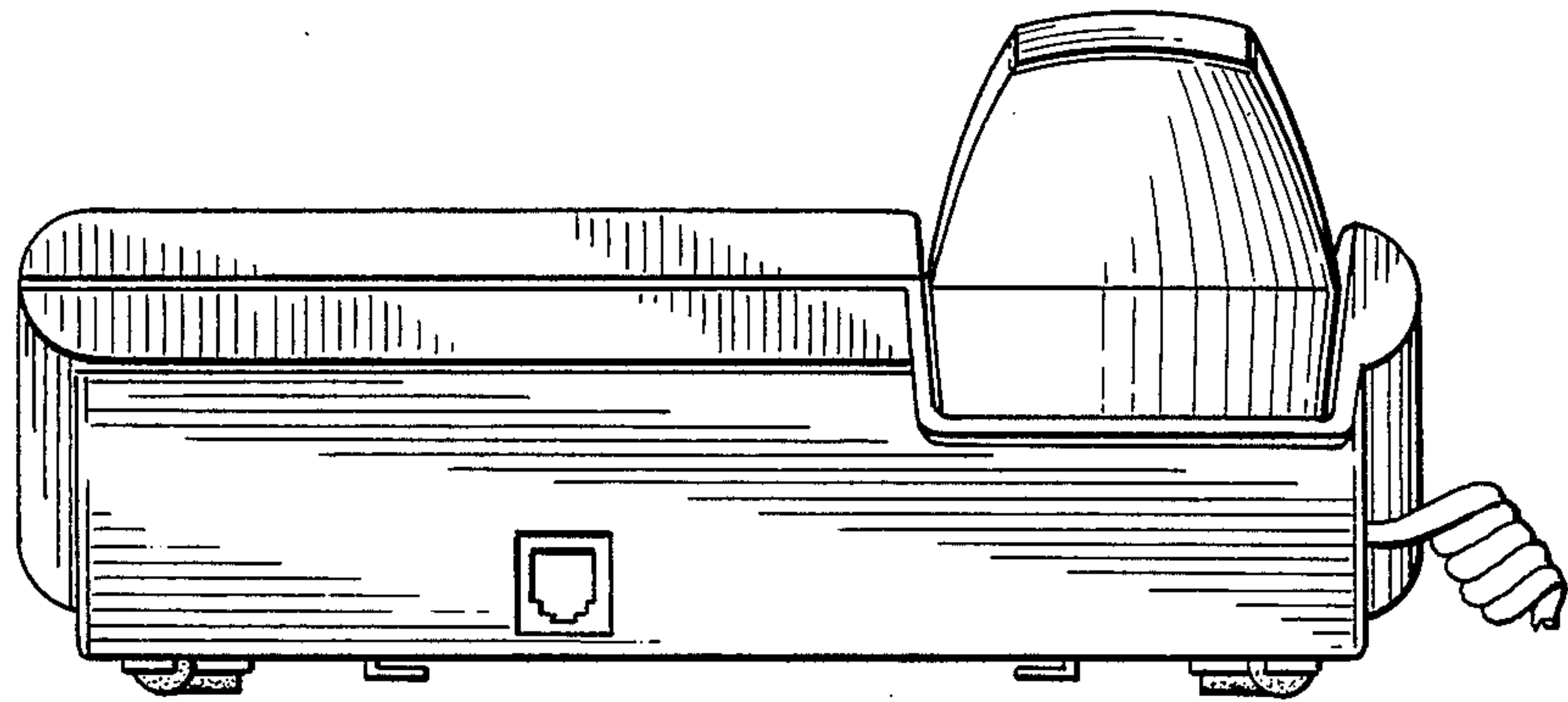


FIG. 3

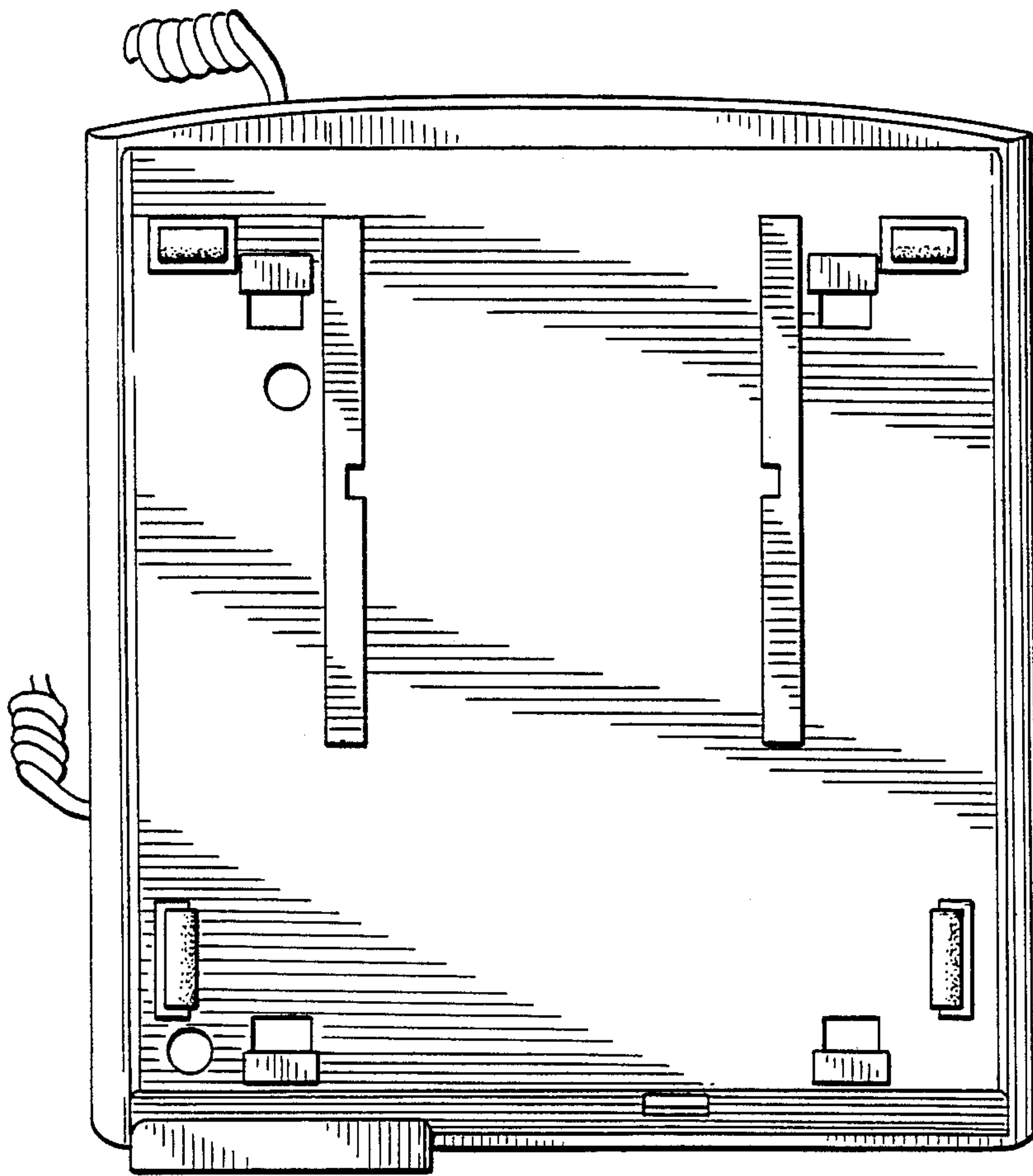


FIG. 4




FIG. 5

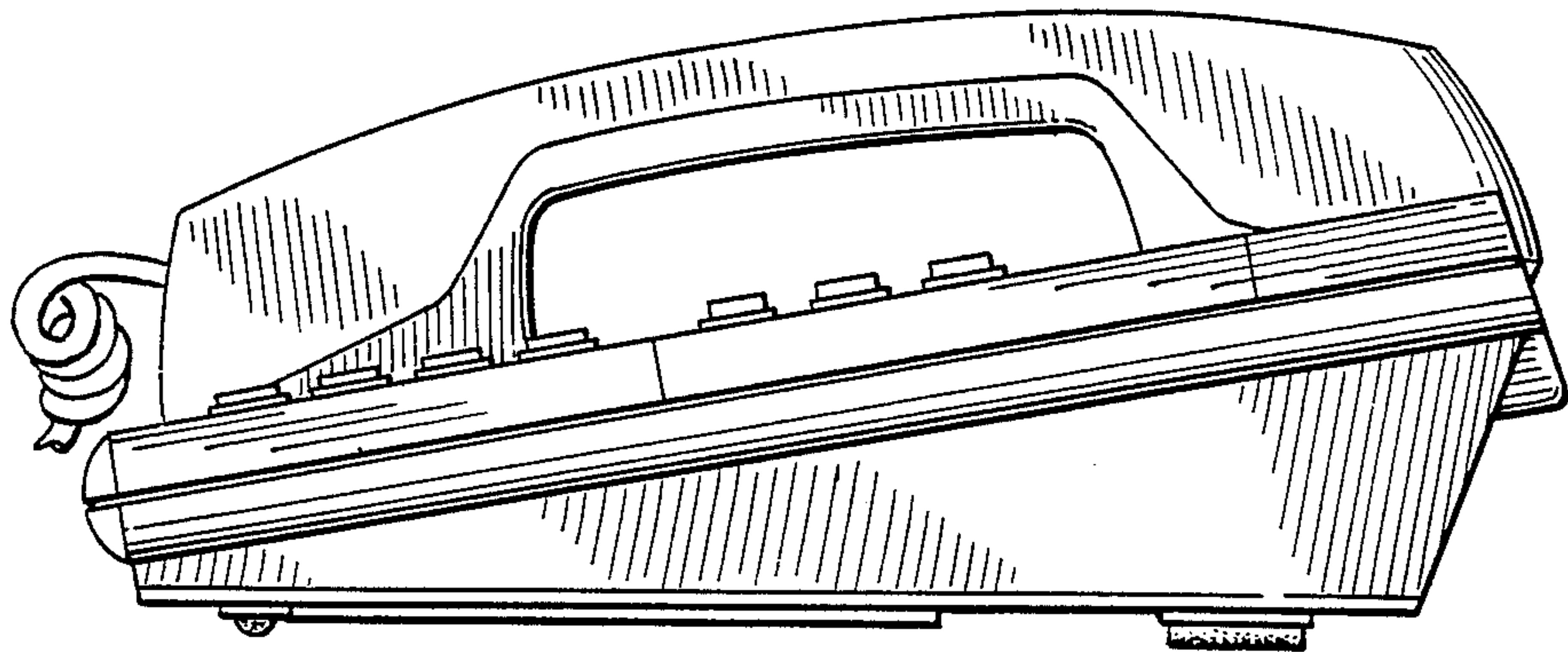


FIG. 6



FIG. 7

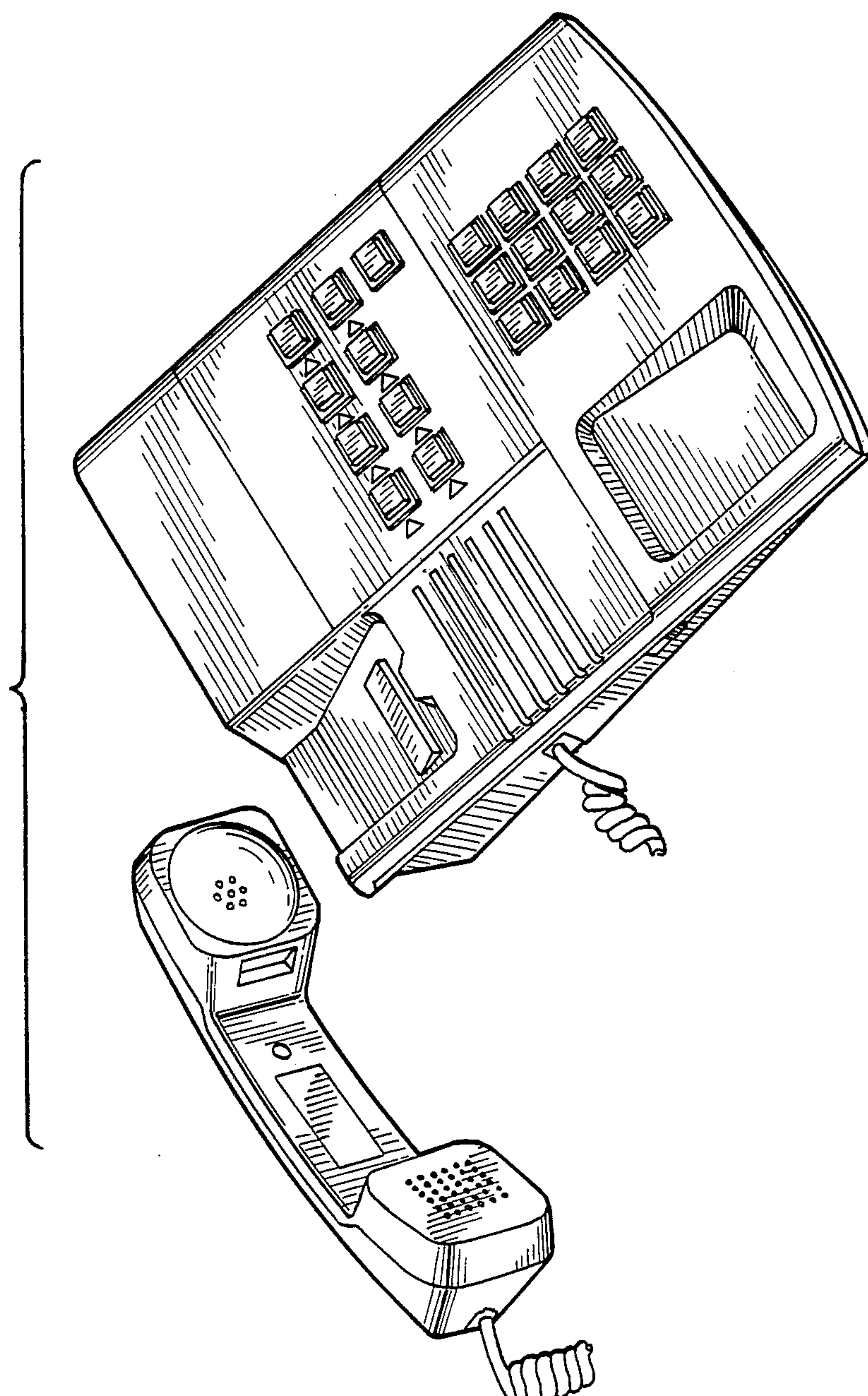


FIG. 8