

[54] HOUSING FOR TIME KEEPING DEVICE

[75] Inventors: Hari Matsuda, Evanston, Ill.; John T. Hui, Santa Clara, Calif.

[73] Assignee: Cyborg Systems, Inc., Chicago, Ill.

[\*\*] Term: 14 Years

[21] Appl. No.: 822,781

[22] Filed: Jan. 24, 1986

[52] U.S. Cl. .... D10/41; D99/43

[58] Field of Search ..... D10/41; 235/376-377, 235/380, 482; 368/107, 110, 713; 346/20; 364/406; D99/28, 43, 99

[56] References Cited

U.S. PATENT DOCUMENTS

D. 240,633	7/1976	Haufler	.....	D99/28
D. 268,062	2/1983	Chance	.....	D99/28
D. 276,220	11/1984	Witts	.....	D10/41
D. 277,170	1/1985	Sugiyama	.....	D10/41
D. 283,459	4/1986	Hall	.....	D99/28

3,648,243	3/1972	Wiggins	.....	364/406 X
4,046,994	9/1977	Prohaska	.....	235/482 X
4,300,040	11/1981	Gould	.....	235/380 X
4,686,624	8/1987	Blum	.....	346/20 X
4,752,678	6/1988	Rikuna	.....	235/380

Primary Examiner—Nelson C. Holtje  
Attorney, Agent, or Firm—Laff, Whitesel, Conte & Saret

[57] CLAIM

The ornamental design for a housing for time keeping device, as shown.

DESCRIPTION

FIG. 1 is a front and top-left perspective view of a housing for time keeping device showing our new design;

FIG. 2 is a front elevational view thereof;

FIG. 3 is a top plan view thereof;

FIG. 4 is a left side elevational view thereof;

FIG. 5 is a right side elevational view thereof;

FIG. 6 is a rear elevational view thereof;

FIG. 7 is a bottom plan view thereof.




FIG. 1




FIG. 2

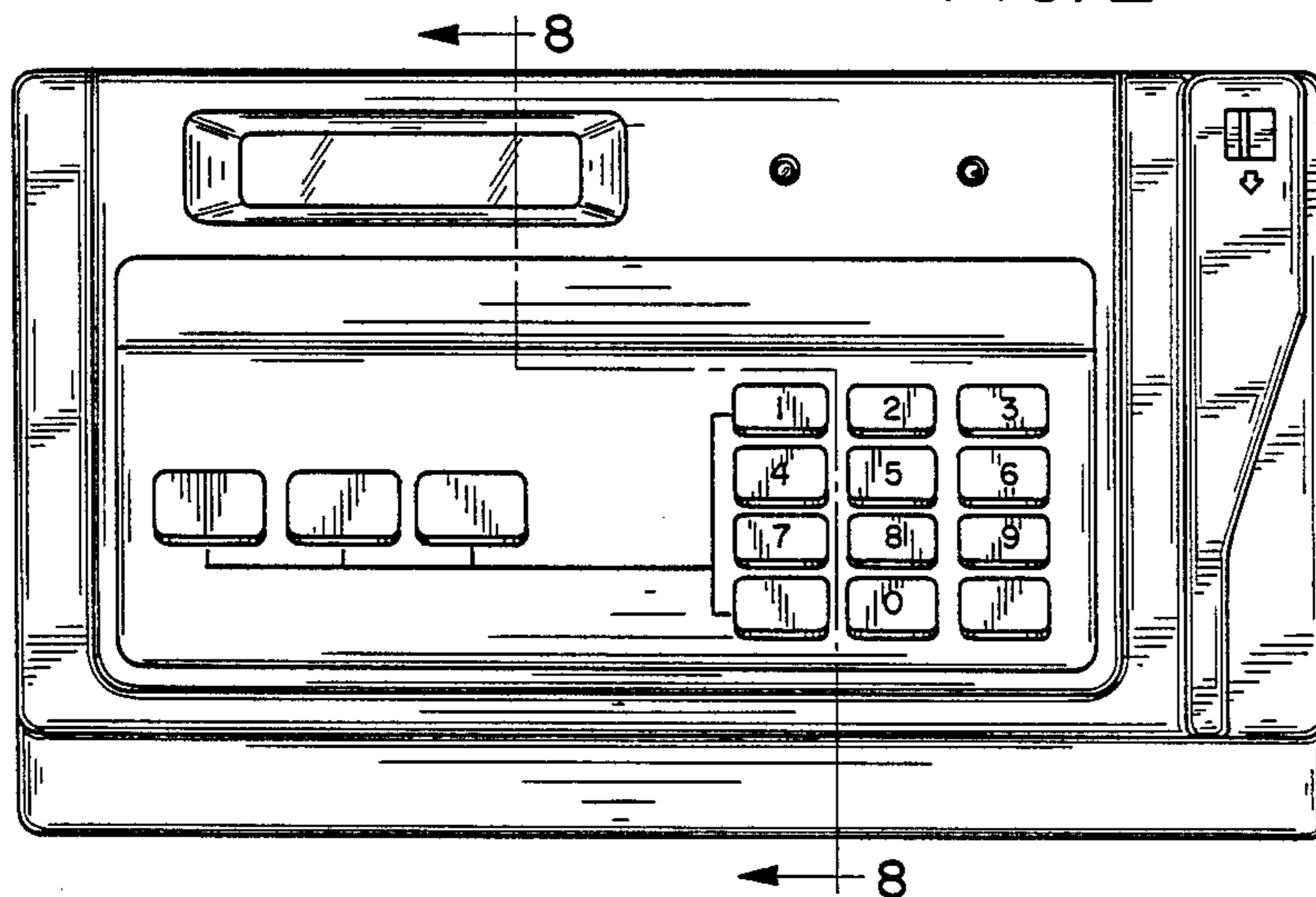


FIG. 3

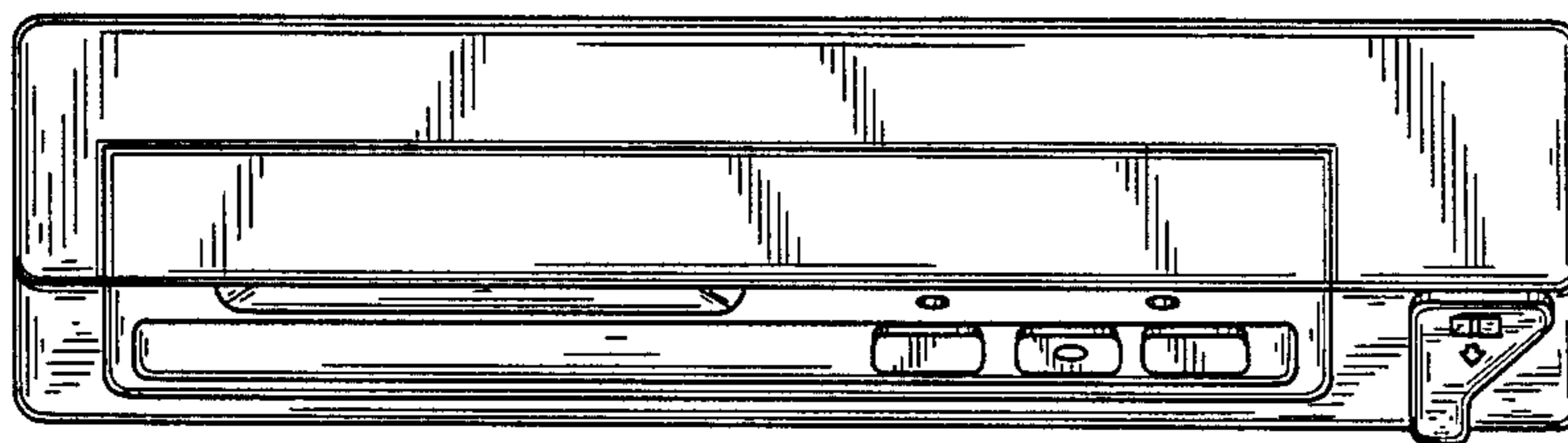


FIG.4

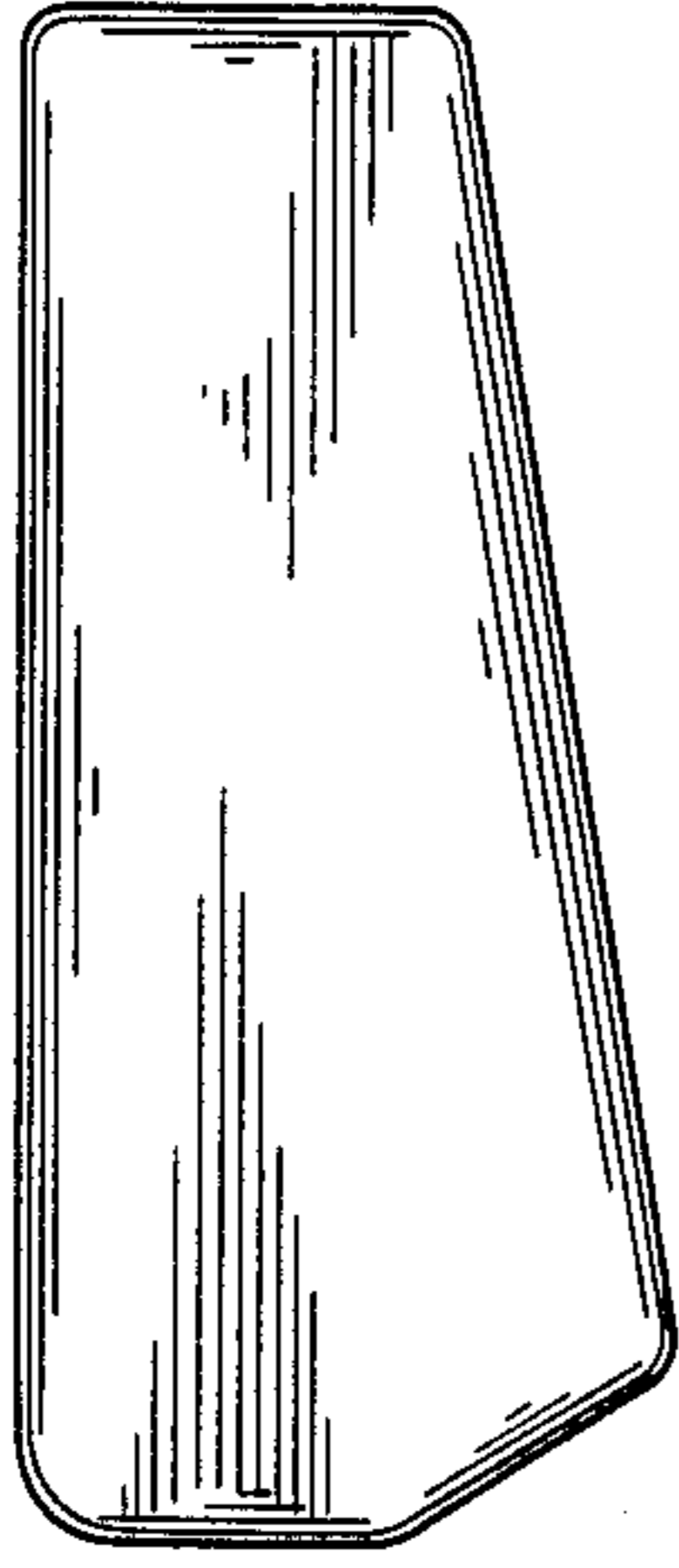


FIG.5



FIG.8

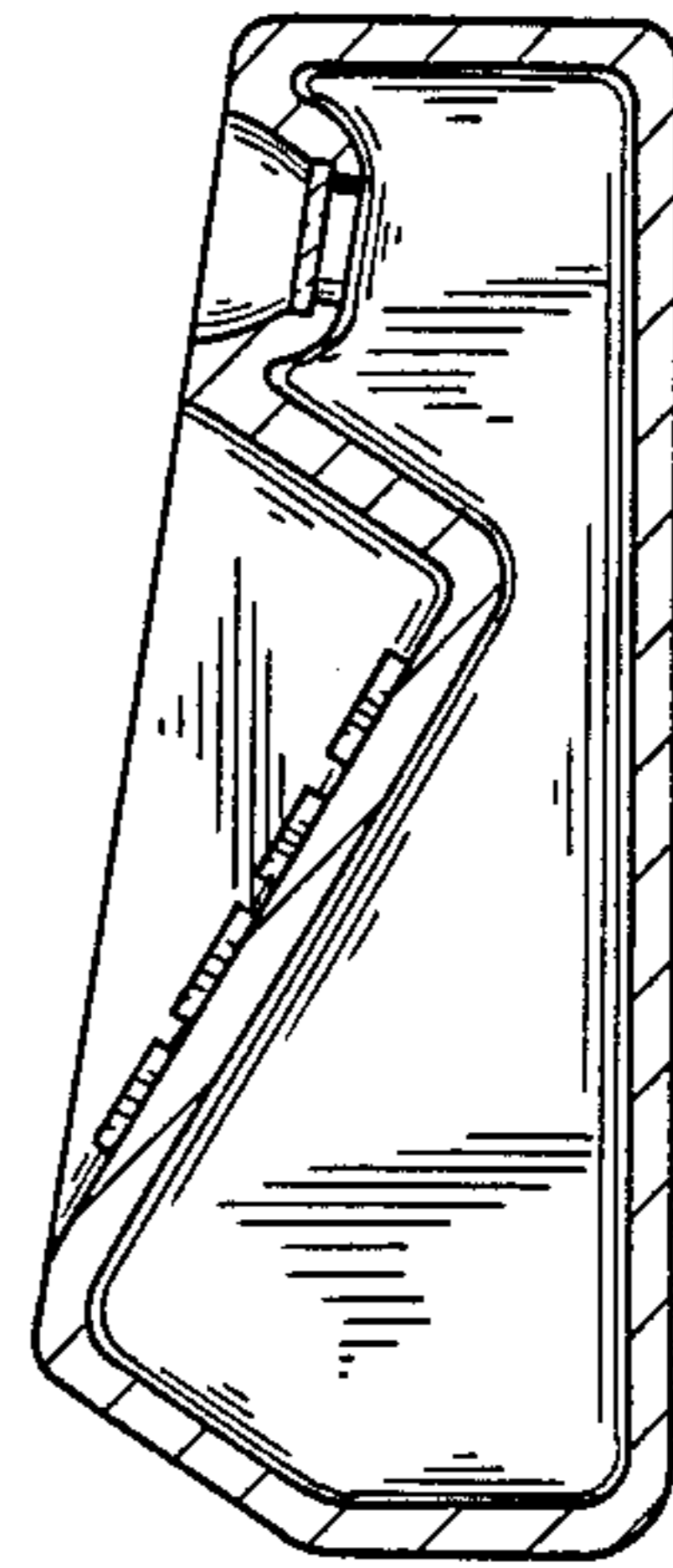


FIG.6




FIG.7

