

[54] **ROADWAY MARKER**

[76] **Inventor: Michael W. Sakko, P.O. Box 2501,
Winter Haven, Fla. 33883**

[**] **Term: 14 Years**

[21] **Appl. No.: 865,608**

[22] **Filed: May 19, 1986**

[52] **U.S. Cl. D10/113**

[58] **Field of Search D10/109, 113, 114;
340/81 R, 114 R, 84 R; 116/63 R, 63 P, 63 C,
63 T, 173, 460; 404/6, 9, 10, 11-15; 350/97**

[56] **References Cited**

U.S. PATENT DOCUMENTS

D. 106,675 10/1937 Osbrink D10/113

D. 237,158 10/1975 Schaefer D10/113
D. 244,764 6/1977 Grubauer D10/113
4,428,320 1/1984 Oplt et al. 116/63 R


Primary Examiner—Susan J. Lucas

[57] **CLAIM**

The ornamental design for a roadway marker, as shown and described herein.

DESCRIPTION

FIG. 1 is a top, front perspective view of a roadway marker showing my new design;
FIG. 2 is a front elevational view thereof;
FIG. 3 is a side elevational view thereof, the opposite side being a mirror image;
FIG. 4 is a top plan view thereof;
FIG. 5 is a bottom plan view thereof.






FIG. 1.

FIG. 2.

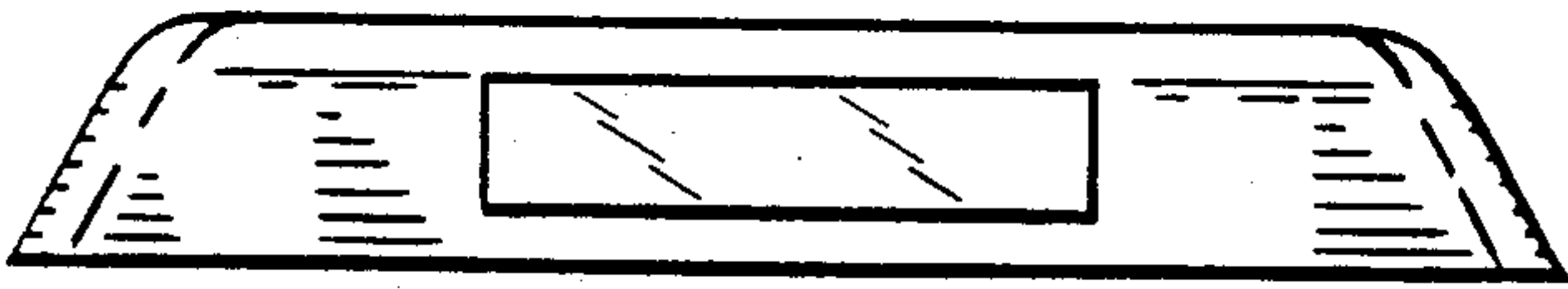


FIG. 3.




FIG. 4.




FIG. 5.

