

[54] **PILL DISPENSER**

[76] **Inventor: Aster S. Canet, 2188 Sharkon Court, Stockton, Calif. 95810**

[\*\*] **Term: 14 Years**

[21] **Appl. No.: 819,954**

[22] **Filed: Jan. 21, 1986**

[52] **U.S. Cl. .... D9/337; D19/51**

[58] **Field of Search ..... D9/337, 339, 349, 418; D19/51; 206/535, 536, 537, 538**

[56] **References Cited**

**U.S. PATENT DOCUMENTS**

D. 263,622	3/1982	Hasson .....	D19/51 X
2,759,598	8/1956	Tregilgas .....	206/537
3,199,668	8/1965	Brandeis .....	206/537
3,251,459	5/1966	Lacour .....	206/537
3,326,433	6/1967	Koch .....	206/537 X
4,094,408	6/1978	Ford .....	206/535 X

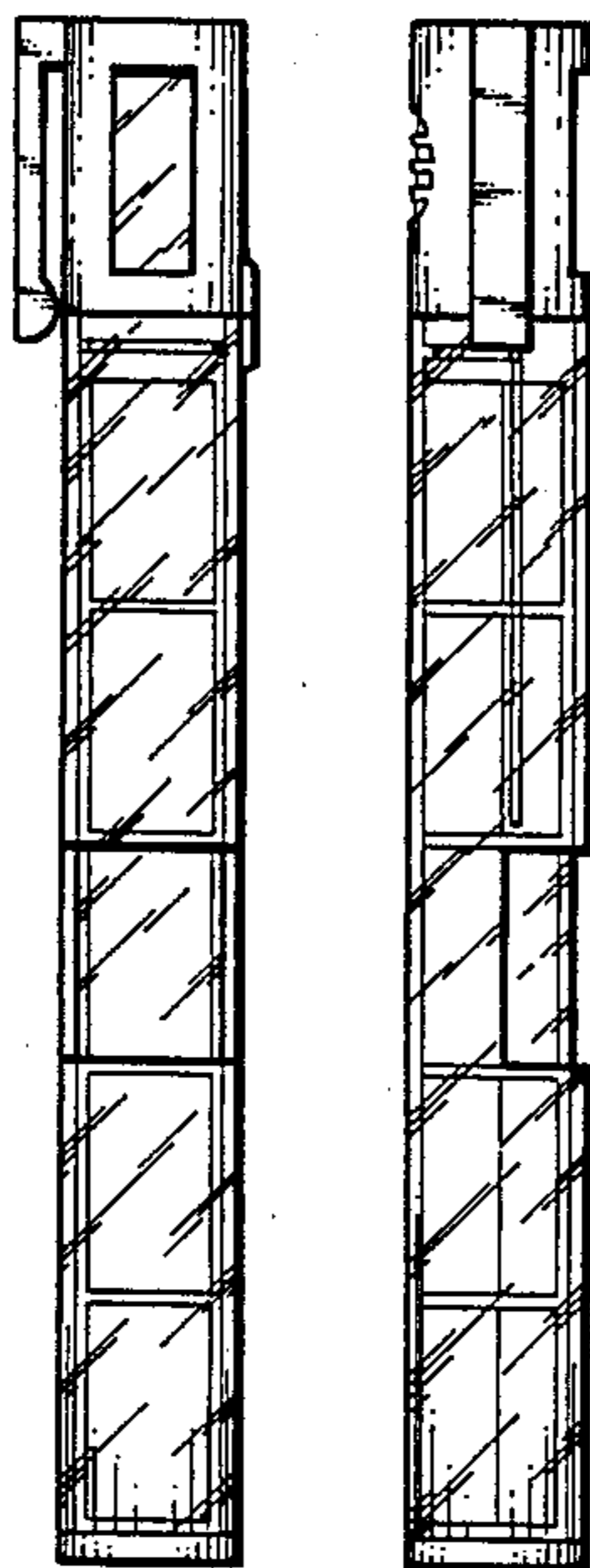
*Primary Examiner*—Bernard Ansher  
*Assistant Examiner*—Y. Brunot  
*Attorney, Agent, or Firm*—Lothrop & West

[57] **CLAIM**

The ornamental design for a pill dispenser, as shown and described.

**DESCRIPTION**

FIG. 1 is a front elevational view of a pill dispenser, showing my new design;  
FIG. 2 is a left side elevation thereof;  
FIG. 3 is a rear elevational view, thereof;  
FIG. 4 is a right side elevation thereof;  
FIG. 5 is a top plan view, thereof;  
FIG. 6 is a bottom plan view, thereof;  
FIG. 7 is a view similar to to FIG. 4, showing the inner tube member in a typical raised position; and,  
FIG. 8 is a view similar to FIG. 4, showing the inner tube member rotated 180° from its former orientation; and raised to an alternative position.



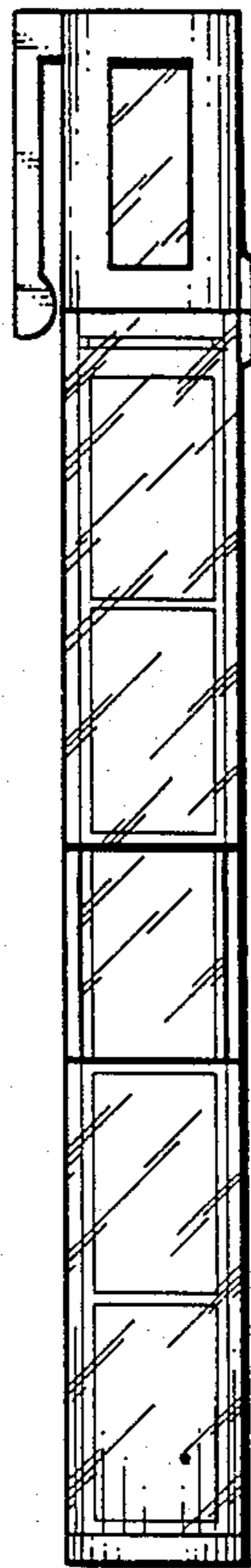


FIG. 1.

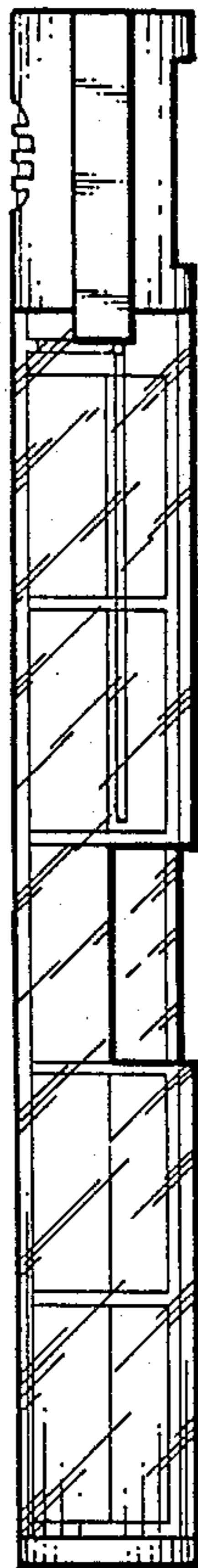


FIG. 2.

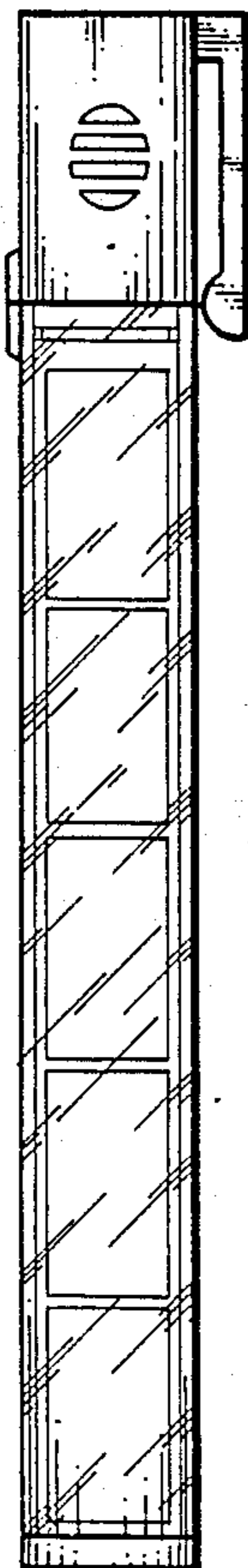


FIG. 3.

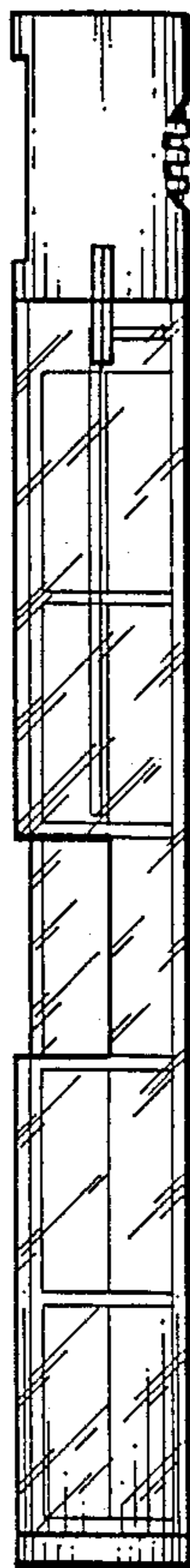


FIG. 4.

FIG. 5.

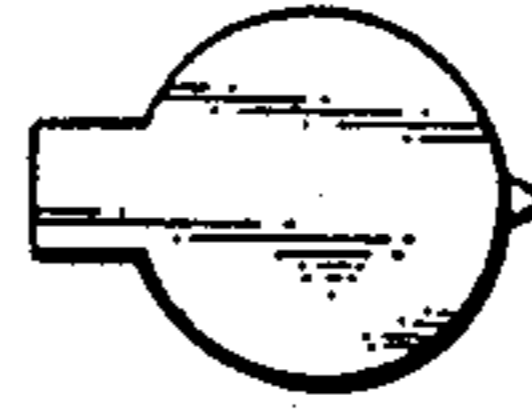


FIG. 6.

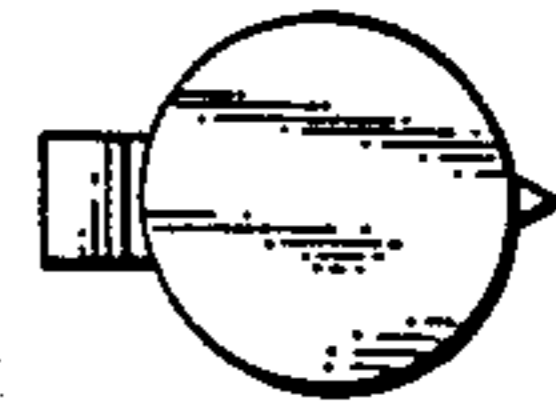


FIG. 7.

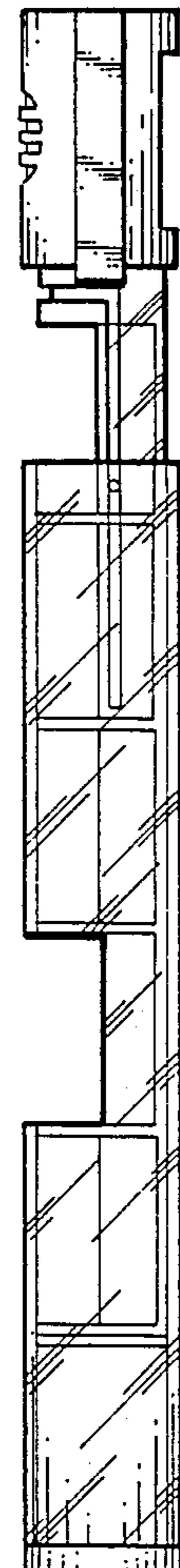


FIG. 8.