

[54] JEWELRY PENDANT

D. 204,293 4/1966 Steinman D11/79 X
D. 283,408 4/1986 Martin D11/81

[76] Inventors: Chester L. Dixon; Odena L. Wadsworth, both of 3757 Worchester Dr., Flint, Mich. 48503

OTHER PUBLICATIONS

House & Garden, 12/1951 p. 24—French Cross(c) at right.

[**] Term: 14 Years

Primary Examiner—Louis S. Zarfes
Attorney, Agent, or Firm—Donald C. Bolger

[21] Appl. No.: 834,461

[22] Filed: Feb. 14, 1986

[52] U.S. Cl. D11/76; D99/27

[58] Field of Search D11/2, 40-44, D11/47, 48, 75, 76, 79-81, 96; D99/25-27; 63/1.1, 2, 23, 18-21; 428/3

[57] CLAIM

The ornamental design for a jewelry pendant, as shown.


DESCRIPTION

FIG. 1 is a front left perspective view of a jewelry pendant showing our new design.
FIG. 2 is a back right perspective view;
FIG. 3 is a right side elevational view;
FIG. 4 is a top plan view; and
FIG. 5 is a bottom plan view.

[56] References Cited

U.S. PATENT DOCUMENTS

D. 7,393 4/1874 Smith D99/27
D. 113,222 2/1939 Fehr D99/27
D. 189,687 1/1961 McAllister D99/17






FIG. 1




FIG. 2



FIG. 3

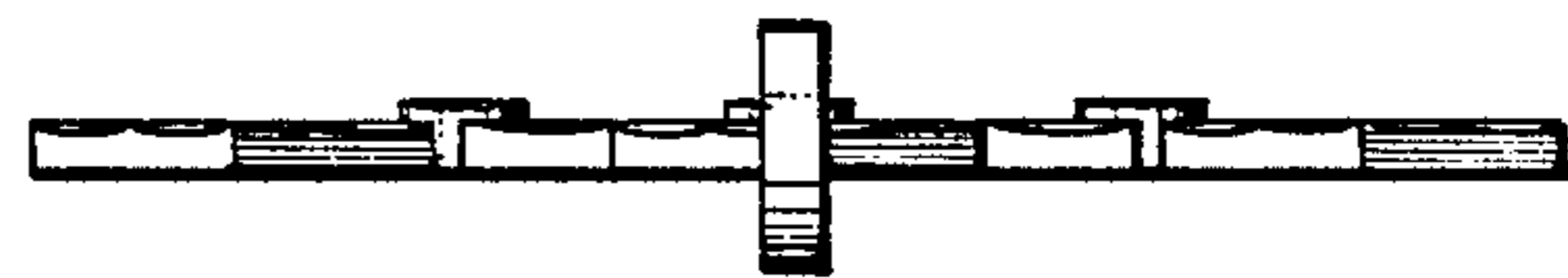


FIG. 4



FIG. 5