

[54] **COMBINED SNOW PUSHING TOOL AND SLED**

[76] Inventor: **Thomas McDonnell**, 7 Old Tamarack La., Orland Park, Ill. 60462

[\*\*] Term: **14 Years**

[21] Appl. No.: **844,275**

[22] Filed: **Mar. 11, 1986**

[52] U.S. Cl. .... **D8/10; D12/11**

[58] Field of Search ..... **D8/7, 10; D7/102; D32/40, 46, 48-49; 294/49, 54.5-55; D12/6-11; 280/18**

3,378,274 4/1968 Poppen ..... 280/18  
 3,884,490 5/1975 Hellman ..... 280/18  
 3,952,354 4/1976 Turner ..... 280/18  
 4,028,761 6/1977 Taylor ..... 280/18  
 4,206,933 6/1980 Koch ..... 280/18  
 4,395,241 7/1983 Comparetto ..... 280/18  
 4,615,799 5/1985 O'Donnell ..... 294/54.5

*Primary Examiner*—Wallace R. Burke  
*Assistant Examiner*—Brian N. Vinson  
*Attorney, Agent, or Firm*—Laff, Whitesel, Conte & Saret

[57] **CLAIM**

The ornamental design for a combined snow pushing tool and sled, as shown and described.


**DESCRIPTION**

FIG. 1 is a perspective view of a combined snow pushing tool and sled showing my new design;  
 FIG. 2 is a front elevational view thereof;  
 FIG. 3 is a rear elevational view thereof;  
 FIG. 4 is a left side elevational view thereof, the right side being a mirror image;  
 FIG. 5 is a top plan view thereof; and  
 FIG. 6 is a bottom plan view thereof.

[56] **References Cited**

**U.S. PATENT DOCUMENTS**

D. 195,384	6/1963	Del Mar	.....	D12/11 X
D. 200,244	2/1965	Yates	.....	D8/10
D. 287,111	12/1986	Walker	.....	D12/6
2,219,905	10/1940	Prickman	.....	280/18
2,613,977	10/1952	Kellogg	.....	294/49 X
2,735,690	2/1956	Paden et al.	.....	D12/11 X
2,829,902	4/1958	Stocker	.....	280/18
3,372,945	3/1968	Salisbury	.....	280/18






FIG. 1




FIG. 2

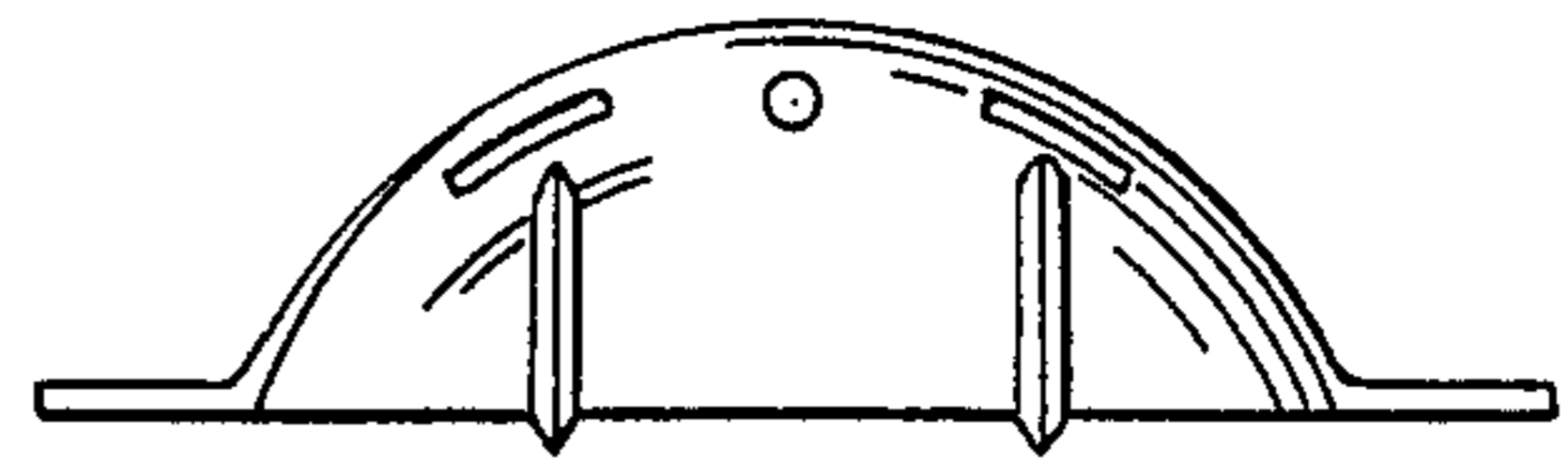


FIG. 3



FIG. 4

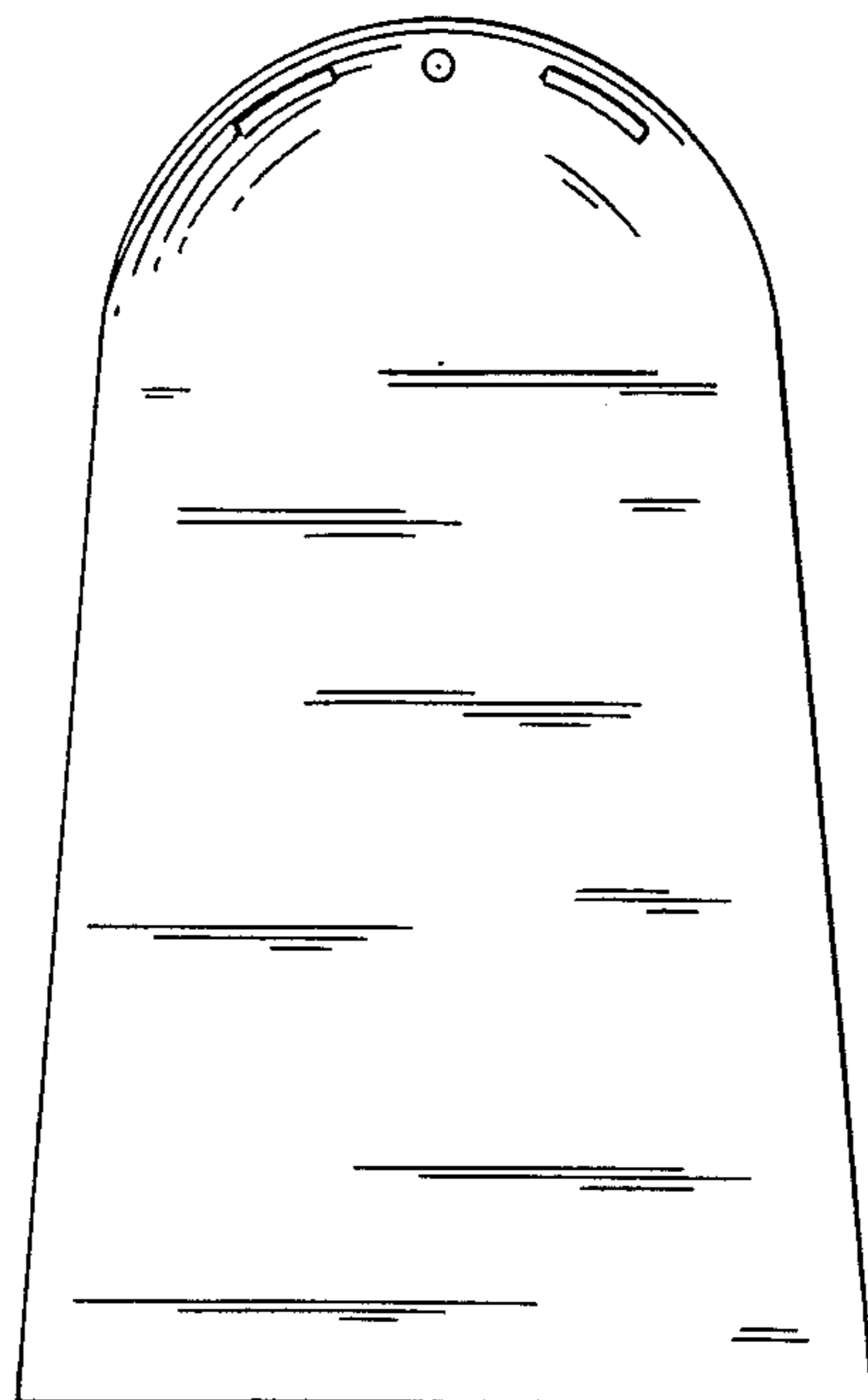


FIG. 5

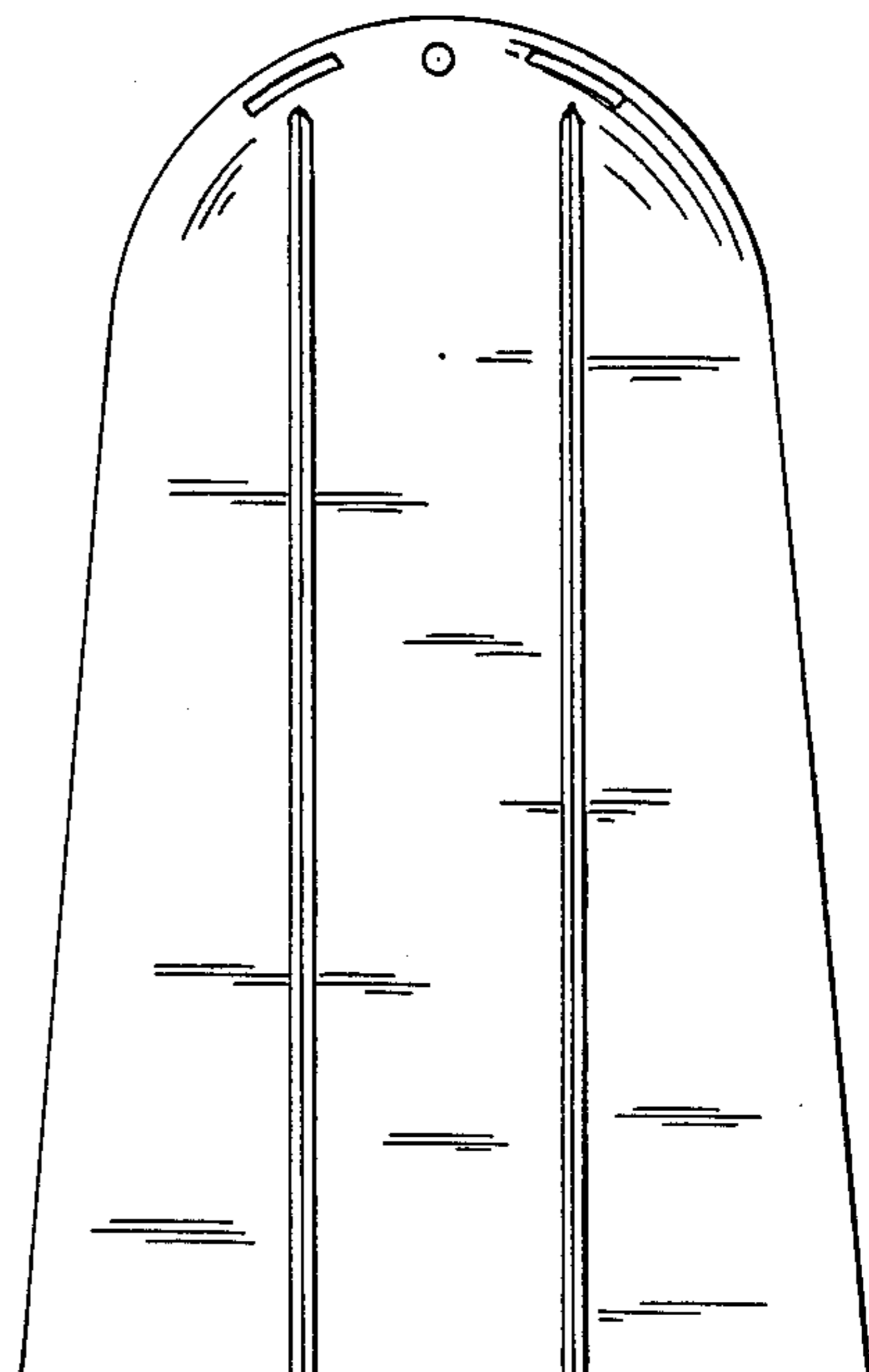


FIG. 6