

[54] **MAGNETIC-MOUNT KITCHEN ARTICLE HOLDER**
[75] **Inventor: Stephen T. Meyer, Carmel, Ind.**
[73] **Assignee: Deflecto Corporation, Indianapolis, Ind.**
[**] **Term: 14 Years**
[21] **Appl. No.: 939,015**
[22] **Filed: Dec. 8, 1986**
[52] **U.S. Cl. D6/567; D6/553**
[58] **Field of Search D6/553, 567, 573; 211/13, 16, 35, 40-45, 47, 60.1, 61, 71, 90, 74-75, 126-128; 248/311.2, 314, 243-244, 340, 333; D19/90**

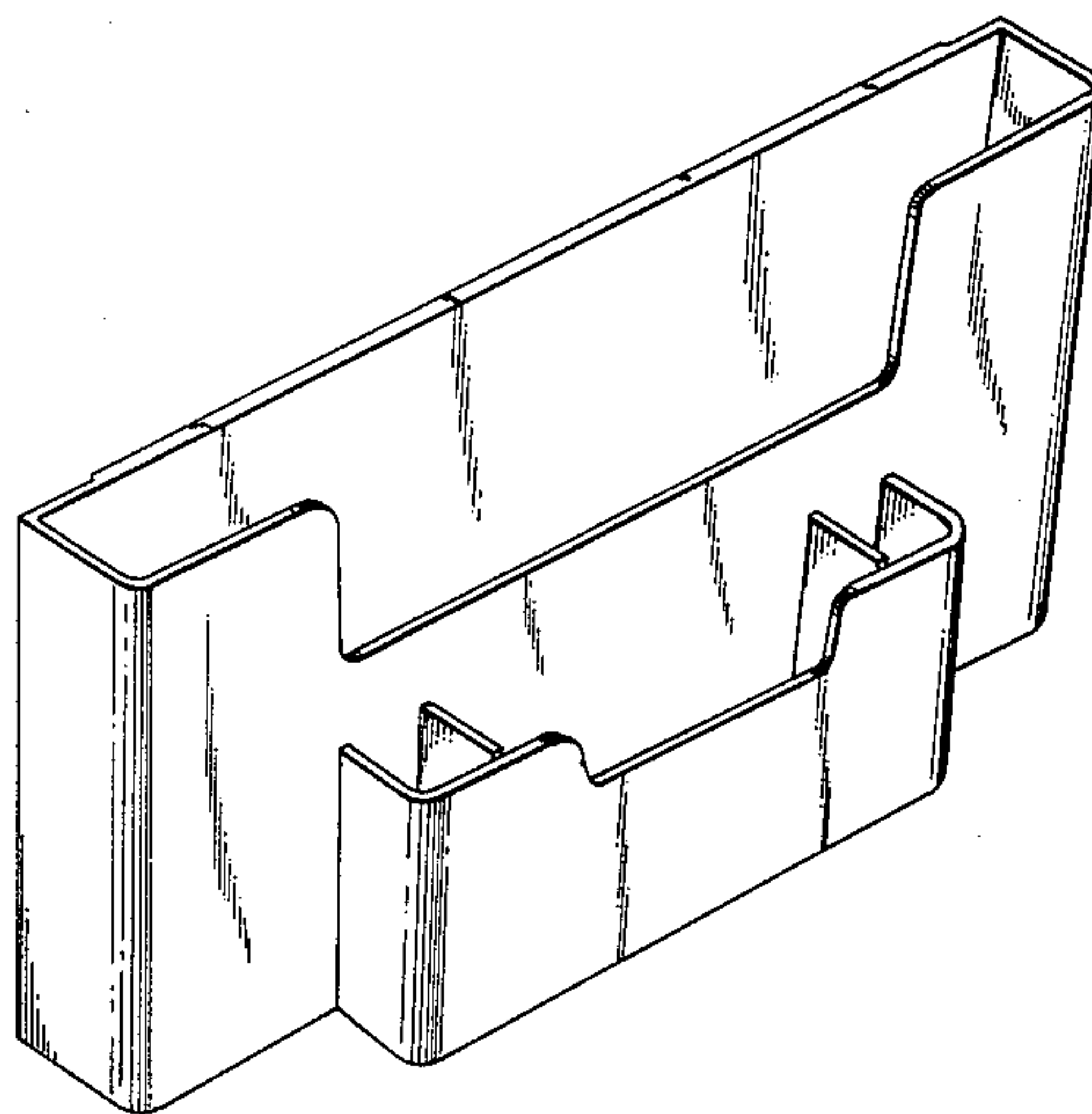
[56] **References Cited**
U.S. PATENT DOCUMENTS
D. 232,201 7/1974 Hoffman D6/573
D. 280,466 9/1985 Seltzer et al. D19/90 X

D. 286,600 11/1986 Meyer et al. D6/573
D. 289,122 4/1987 Meyer et al. D6/573
2,941,673 6/1960 Lomas 211/90
3,945,499 3/1976 Brownson 211/88

Primary Examiner—Wallace R. Burke
Assistant Examiner—Brian N. Vinson
Attorney, Agent, or Firm—Woodard, Emhardt, Naughton Moriarty & McNett

[57] **CLAIM**
The ornamental design for a magnetic-mount kitchen article holder, as shown and described.

DESCRIPTION
FIG. 1 is a front elevational view of a magnetic-mount kitchen article holder showing my new design; FIG. 2 is a right side elevational view thereof, the left side being a mirror image of that shown; FIG. 3 is a top plan view thereof; FIG. 4 is a bottom plan view thereof; FIG. 5 is a rear elevational view thereof; and FIG. 6 is a perspective view thereof.



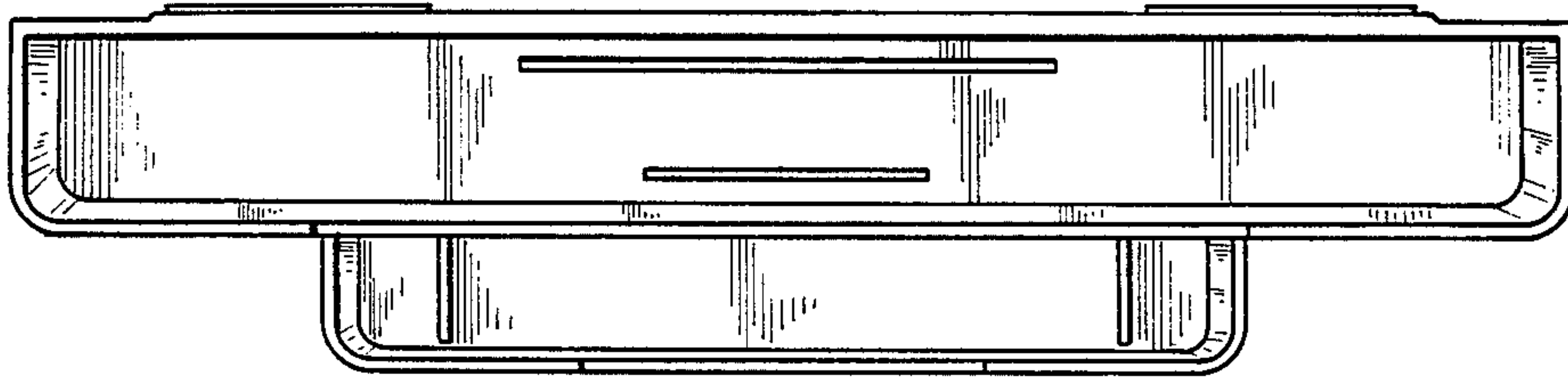


Fig. 3

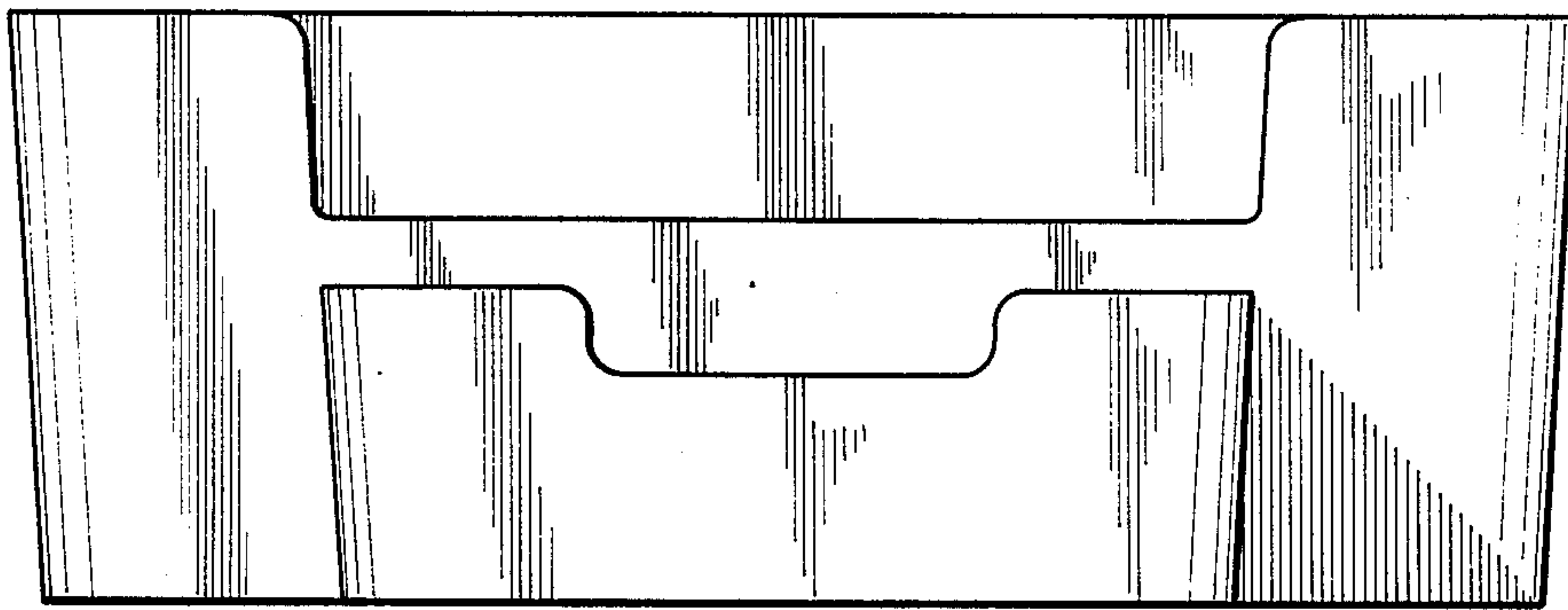


Fig. 1




Fig. 2

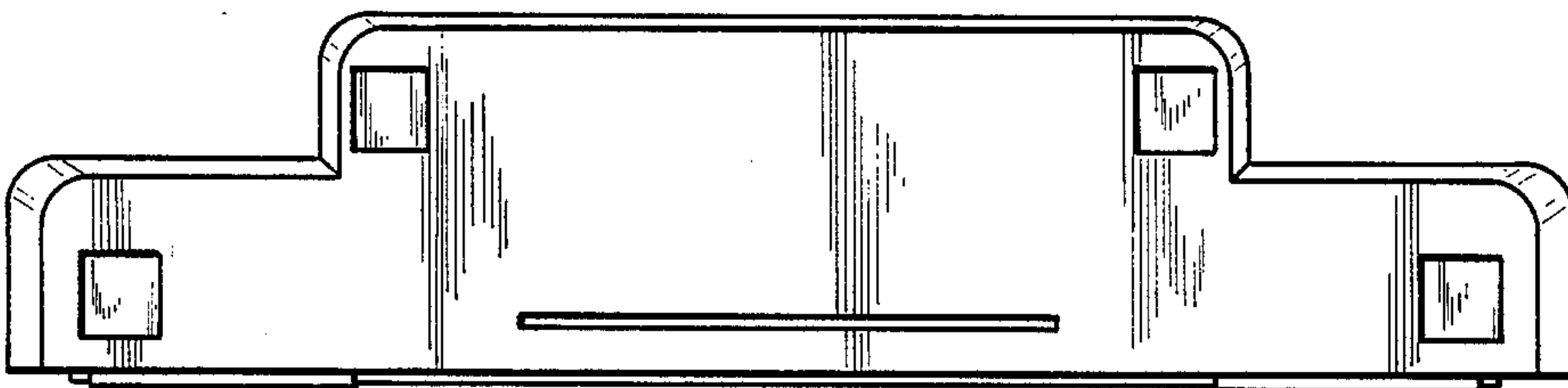


Fig. 4




Fig. 5

FIG. 6

