

[54] PRINTER STAND OR THE LIKE

[75] Inventors: Paul Bush, Lakewood, N.Y.; Bruce O. Anderson, Talbott, Tenn.

[73] Assignee: Bush Industries, Inc., Jamestown, N.Y.

[**] Term: 14 Years

[21] Appl. No.: 189,602

[22] Filed: May 2, 1988

[52] U.S. Cl. D6/477; D6/479; D6/484

[58] Field of Search D6/477, 478, 479, 480, D6/484; D34/17, 19, 21

[56] References Cited

U.S. PATENT DOCUMENTS

D. 106,201	9/1937	Jiranek	D6/479
D. 146,377	2/1947	Obrig	D6/436
D. 168,601	1/1953	Swanson	D6/477
D. 248,798	8/1978	Driscoll	D6/484
D. 255,519	6/1980	Friedman	D6/477

OTHER PUBLICATIONS

Jofco, "Windsor" File #35-H-41, p. 4; Open Bookcase Unit #B6031, bottom left on page.

Yield House, ©1976, p. 18; TV Glide Stand; top right on page, item #1705300.

Fidelity Products Co., ©1983, p. 49; Stand-Up Terminal Tables, top right on page.

Global Computer Cat., C52 #1985, p. 73; Printer Stand, bottom left on page.

Primary Examiner—Carmen H. Vales

Attorney, Agent, or Firm—Webb, Burden, Ziesenheim & Webb

[57] CLAIM

The ornamental design for a printer stand or the like, as shown and described.

DESCRIPTION

FIG. 1 is a front elevational view of a printer stand or the like showing our new design;


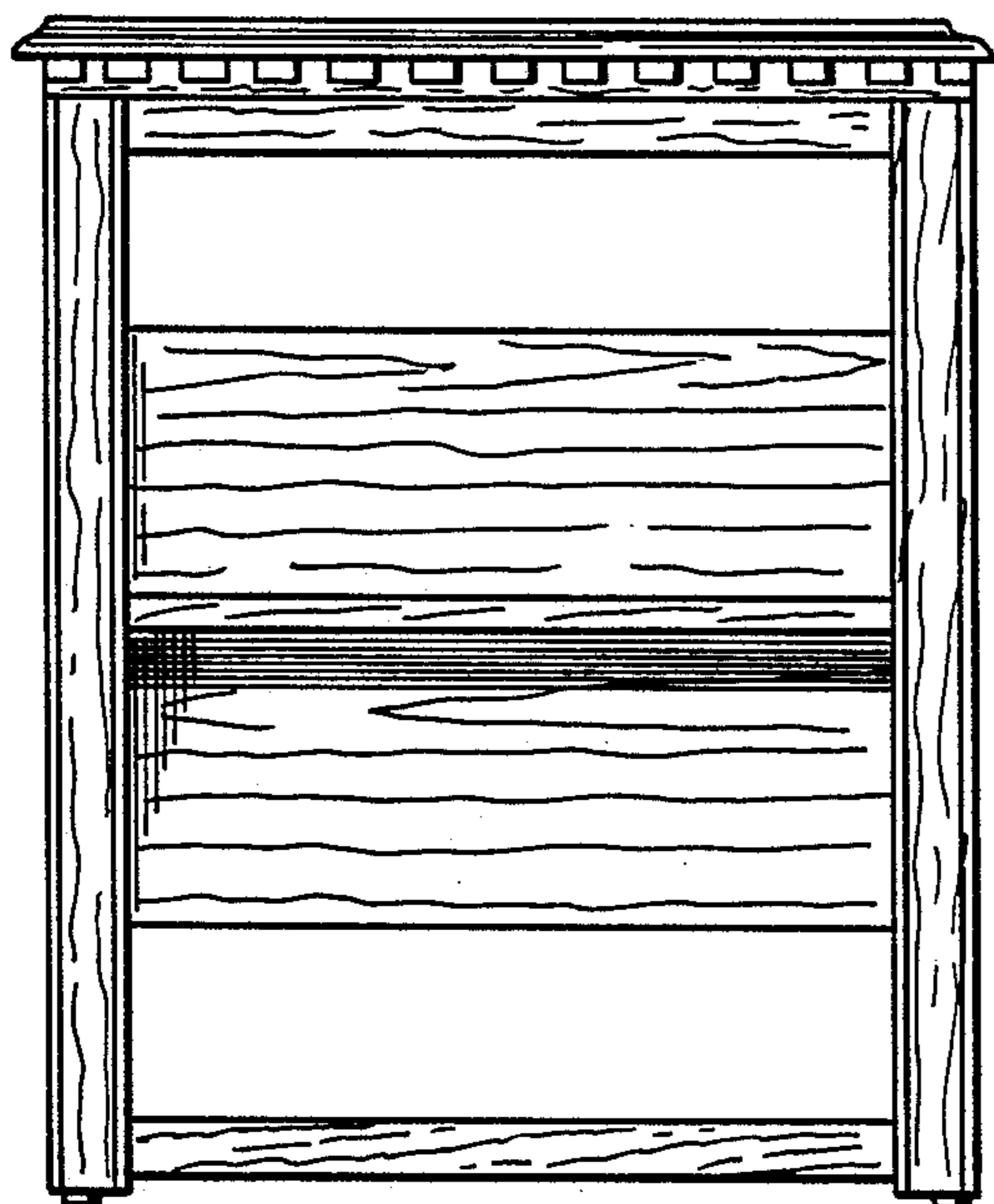
FIG. 2 is a top plan view thereof;

FIG. 3 is a right side elevational view thereof;

FIG. 4 is a bottom plan view thereof;

FIG. 5 is a rear elevational view thereof; and

FIG. 6 is a left side elevational view thereof.






Fig. 1




Fig. 3




Fig. 2

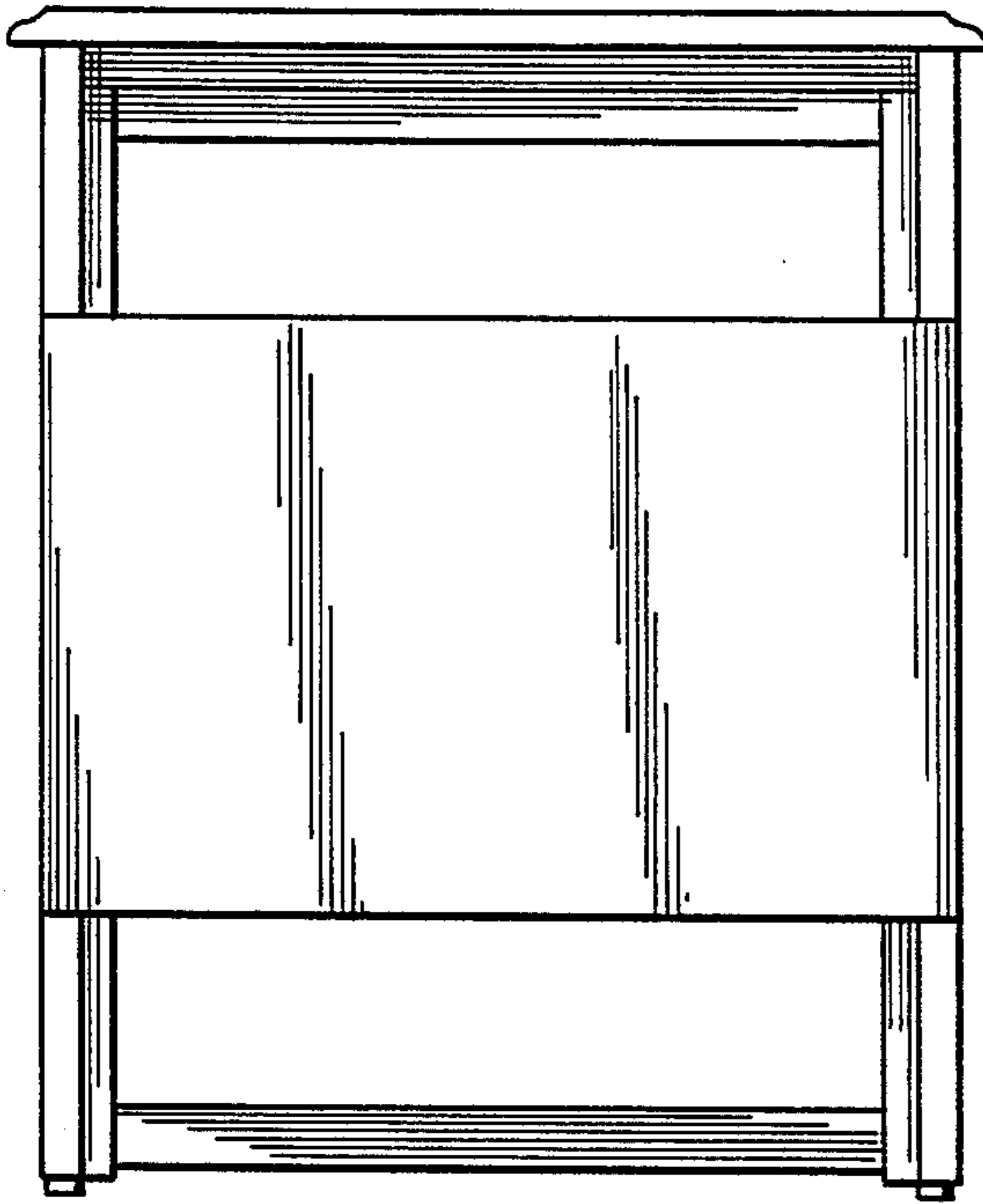


Fig. 5




Fig. 6




Fig. 4